

US00D966808S

(12) **United States Design Patent**
Martin et al.

(10) **Patent No.:** **US D966,808 S**

(45) **Date of Patent:** **** Oct. 18, 2022**

(54) **GAS BURNER**

(71) Applicant: **Electrolux Home Products, Inc.**,
Charlotte, NC (US)

(72) Inventors: **Brian Martin**, Nashville, TN (US);
Michael Dennis Padgett, Springfield,
TN (US); **Warren Fowler**, Springfield,
TN (US)

(73) Assignee: **Electrolux Home Products, Inc.**,
Charlotte, NC (US)

(**) Term: **15 Years**

(21) Appl. No.: **29/773,751**

(22) Filed: **Mar. 11, 2021**

Related U.S. Application Data

(62) Division of application No. 29/714,865, filed on Nov.
26, 2019, now Pat. No. Des. 932,240.

(51) **LOC (13) Cl.** **07-02**

(52) **U.S. Cl.**
USPC **D7/407**

(58) **Field of Classification Search**
USPC D7/323, 328-330, 332-351, 354, 358,
D7/360, 361, 372, 373, 378, 386, 387,
(Continued)

(56) **References Cited**

U.S. PATENT DOCUMENTS

D491,411 S 6/2004 De Mello
D610,863 S * 3/2010 Kim D7/340
(Continued)

OTHER PUBLICATIONS

30 Gas Cooktop, Electrolux, [online], [site visited Mar. 10, 2022],
Available from internet URL: <https://www.electrolux.com/en/product/ECCG3068AS> (Year: 2022).*

(Continued)

Primary Examiner — Mary Ann Calabrese

Assistant Examiner — Natalya M Rapundalo

(74) *Attorney, Agent, or Firm* — Peame & Gordon LLP

(57) **CLAIM**

We claim the ornamental design for a gas burner, as shown
and described.

DESCRIPTION

FIGS. 1-8 illustrate a first embodiment of a gas burner in
which:

FIG. 1 is a perspective view showing the gas burner on an
example cooktop;

FIG. 2 is a perspective view of the gas burner;

FIG. 3 is a top view thereof;

FIG. 4 is a bottom view thereof;

FIG. 5 is a front view thereof;

FIG. 6 is a left side view thereof;

FIG. 7 is a rear view thereof; and

FIG. 8 is a right side view thereof.

FIGS. 9-15 illustrate a second embodiment of the gas burner
in which:

FIG. 9 is a perspective view of the gas burner;

FIG. 10 is a top view thereof;

FIG. 11 is a bottom view thereof;

FIG. 12 is a front view thereof;

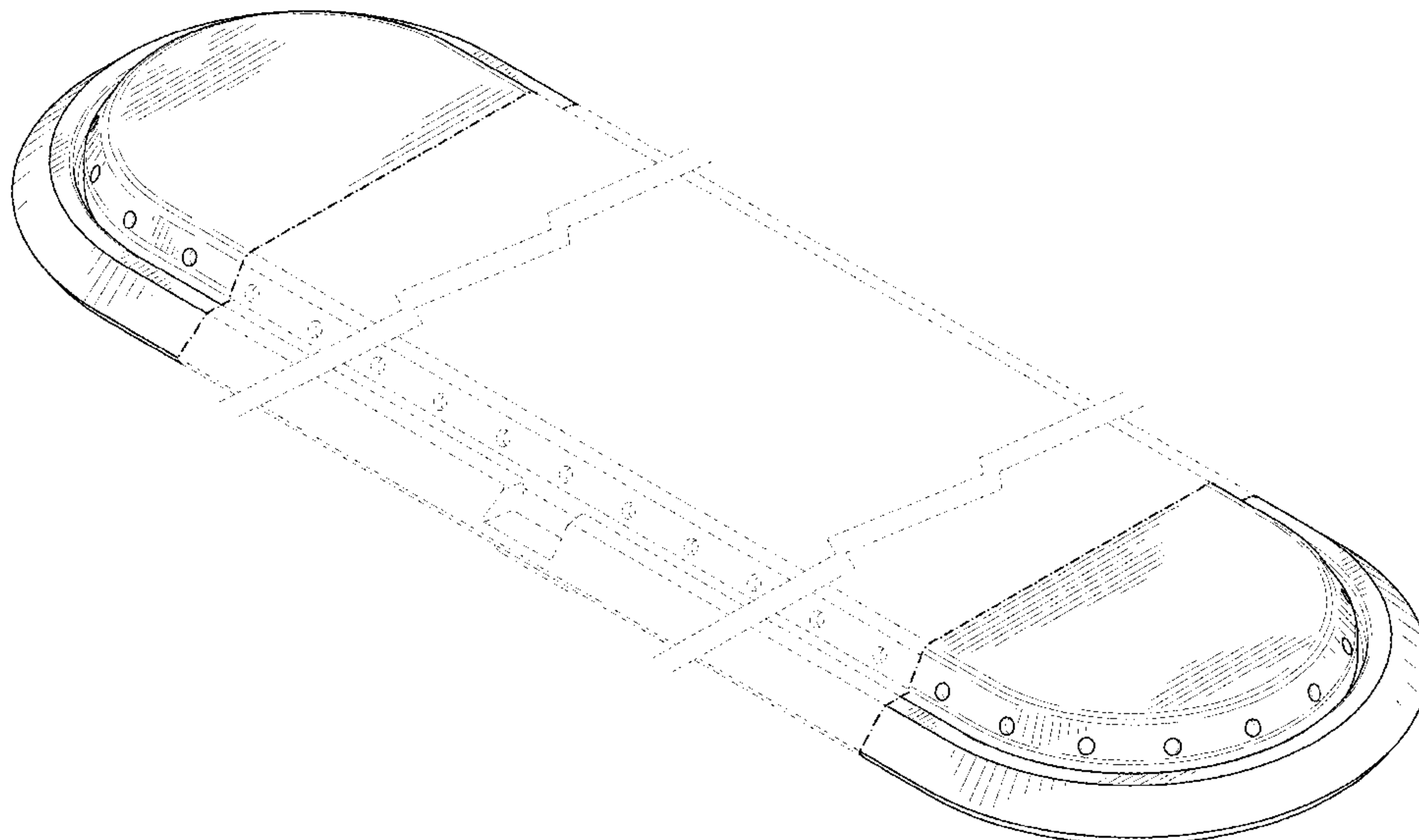
FIG. 13 is a left side view thereof;

FIG. 14 is a rear view thereof; and,

FIG. 15 is a right side view thereof.

Dashed broken lines are used in the drawings to illustrate
environment and portions of the gas burner that form no part
of the claimed design. Dot-dash lines are used on the burner
to represent a boundary of the claim and dot-dash lines are
used on the stovetop to represent environment that is broken
away to better visualize features of the design, and both form
no part of the claimed design.

1 Claim, 7 Drawing Sheets



(58) **Field of Classification Search**

USPC D7/393, 400, 402, 405–409, 509, 511,
 D7/533, 534, 536, 601, 602, 629, 679,
 D7/700
 CPC A47J 27/00; A47J 27/004; A47J 27/08;
 A47J 27/086; A47J 27/09; A47J 27/21;
 A47J 33/00; A47J 36/26; A47J 37/06;
 A47J 37/0623; A47J 37/0647; A47J
 37/0652; A47J 37/0658; A47J 37/07;
 A47J 37/0704; A47J 37/0713; A47J
 37/0763; A47J 37/101; A47J 37/108;
 A47J 43/00; A47J 47/00; F24C 1/16;
 F24C 3/00; F24C 3/002; F24C 3/008;
 F24C 3/022; F24C 3/027; F24C 3/08;
 F24C 3/082; F24C 3/085; F24C 3/14;
 F24C 15/10; F24C 15/12; F24C 15/36

See application file for complete search history.

D804,245	S	12/2017	Segers	
D817,706	S	5/2018	Kim	
D832,047	S	10/2018	Hu	
D840,738	S *	2/2019	Chung D7/340
D874,221	S	2/2020	Kim	
D894,663	S	9/2020	Harrell	
D922,122	S *	6/2021	Ryu F23D 11/402 D7/340
D926,520	S *	8/2021	Duffy D7/407
2010/0104992	A1	4/2010	Padgett	
2011/0265781	A1	11/2011	Kim	
2018/0023815	A1	1/2018	Duffy	
2019/0383497	A1	12/2019	Cowan	
2020/0182474	A1	6/2020	Martin	
2021/0095854	A1 *	4/2021	Trice F24C 15/18
2021/0116130	A1	4/2021	Duffy et al.	
2021/0148572	A1	5/2021	Padgett et al.	
2022/0018534	A1 *	1/2022	Caloca F23D 11/402

OTHER PUBLICATIONS

Design No. D091266-017, Jan. 25, 2016—European Union IPO.
 Pub date: Jul. 8, 2016. Owner: Electrolux Home Products, Inc. for
 Robert Warrent, et al.
 LG—5.4 Cu. Ft. Self cleaning freestanding Gas Convection Range,
 Best Buy Online. last visited Dec. 11, 2020.
 Design No. 2099739 UK Intellectual Property Office, Publication
 date: Mar. 9, 2001, Bosch Siemens.
 Design No. IDD 0000022283-001, WIPO, Publication date: Sep.
 16, 2011, Daryanto Darmadi.
 Electrolux ECCG3668AS 36 Inch Gas Sealed Burner Cooktop,
 Appliances connection. 2021 <https://www.appliancesconnection.com/electrolux-eccg3668as.html> (site visited Aug. 1, 2021).
 Electrolux ECCG3668AS Manual, Appliances connection. 2021.
<https://static.appliancesconnection.com/attachments/D602aa4031d320.pdf>
 (site visited Aug. 1, 2021).

* cited by examiner

(56) **References Cited**

U.S. PATENT DOCUMENTS

D628,431	S	12/2010	Funnell	
D653,900	S *	2/2012	Kim D7/340
D655,128	S *	3/2012	Kim D7/340
D685,602	S *	7/2013	Lee D7/340
D731,845	S	6/2015	Kim	
D745,321	S *	12/2015	Koch D7/407
D766,036	S	9/2016	Koch	
D767,326	S	9/2016	Shoemaker	
D781,096	S *	3/2017	Kim D7/339
D782,863	S	4/2017	Kamper	
D785,398	S	5/2017	Kim	
D786,005	S *	5/2017	Kim D7/346
D786,608	S *	5/2017	Cho D7/339
D790,274	S	6/2017	Martin	

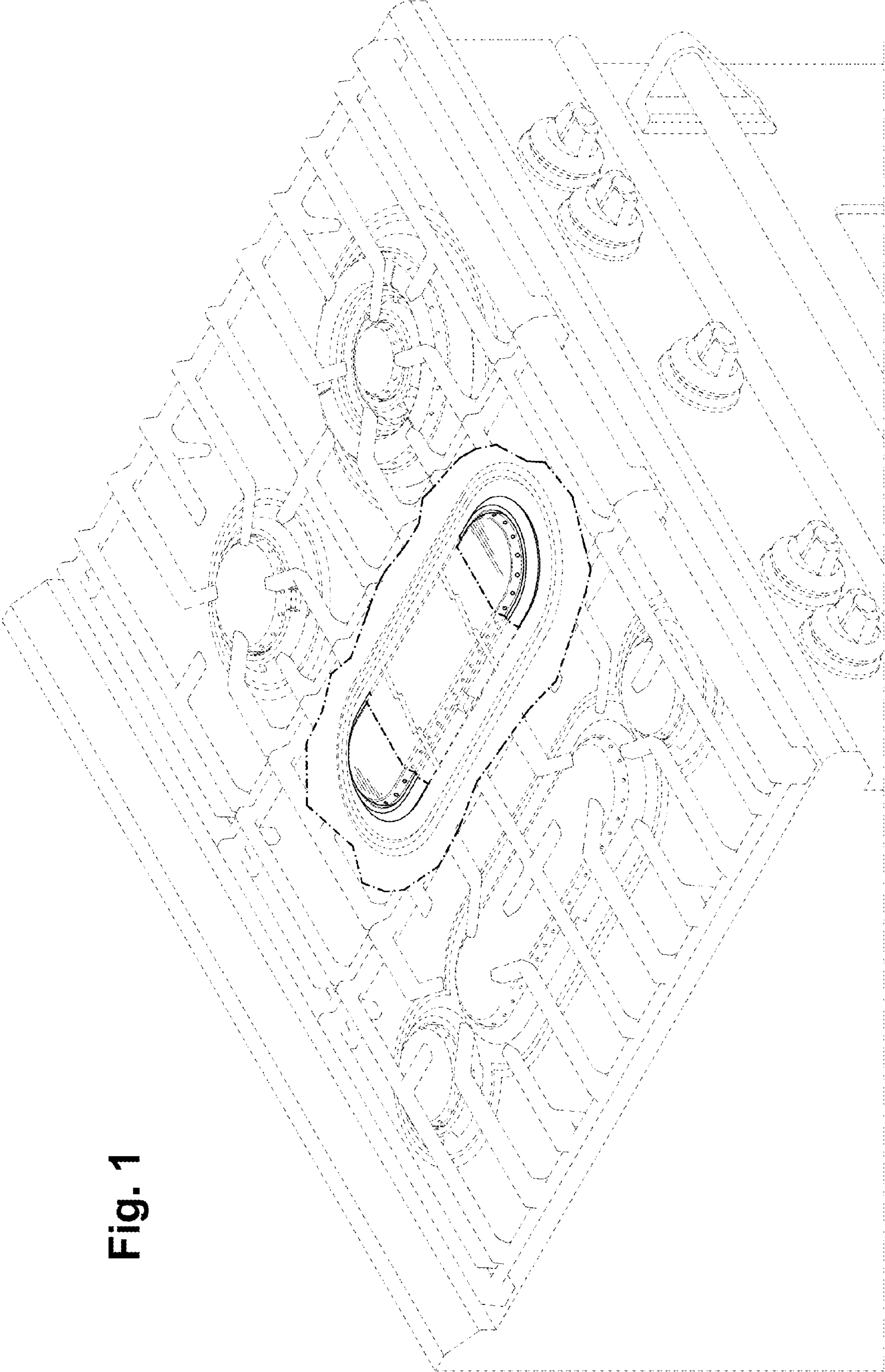


Fig. 1

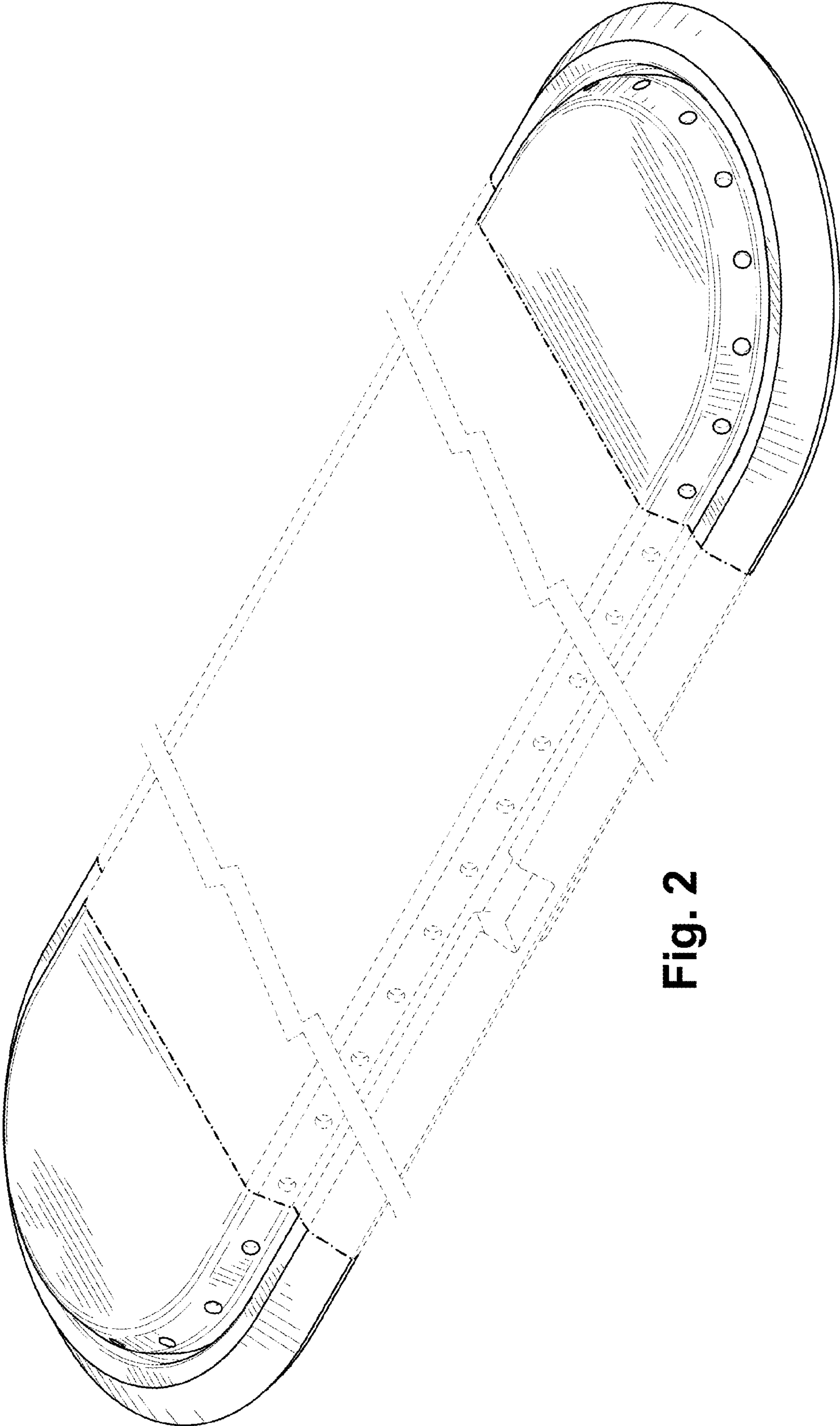


Fig. 2

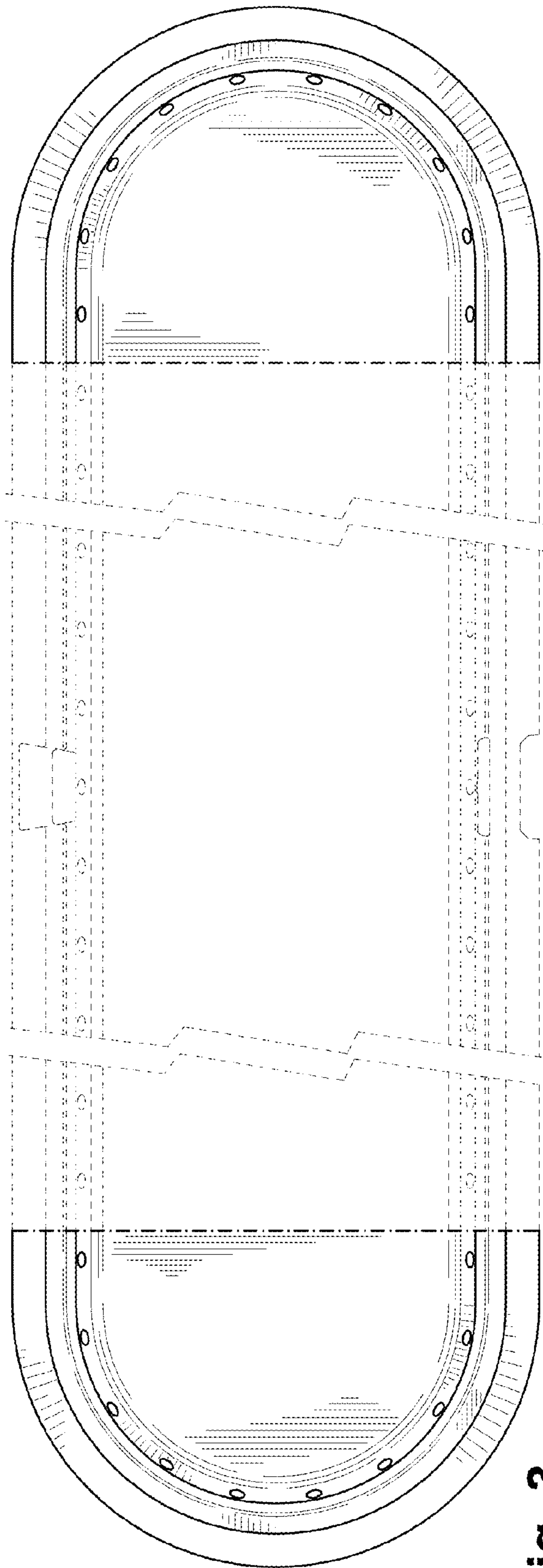


Fig. 3




Fig. 4

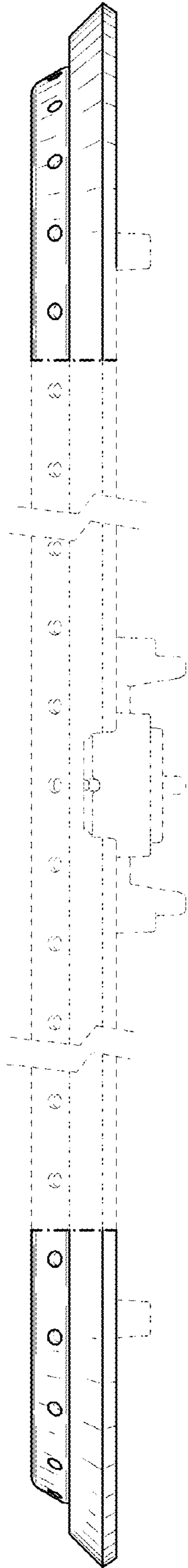


Fig. 5

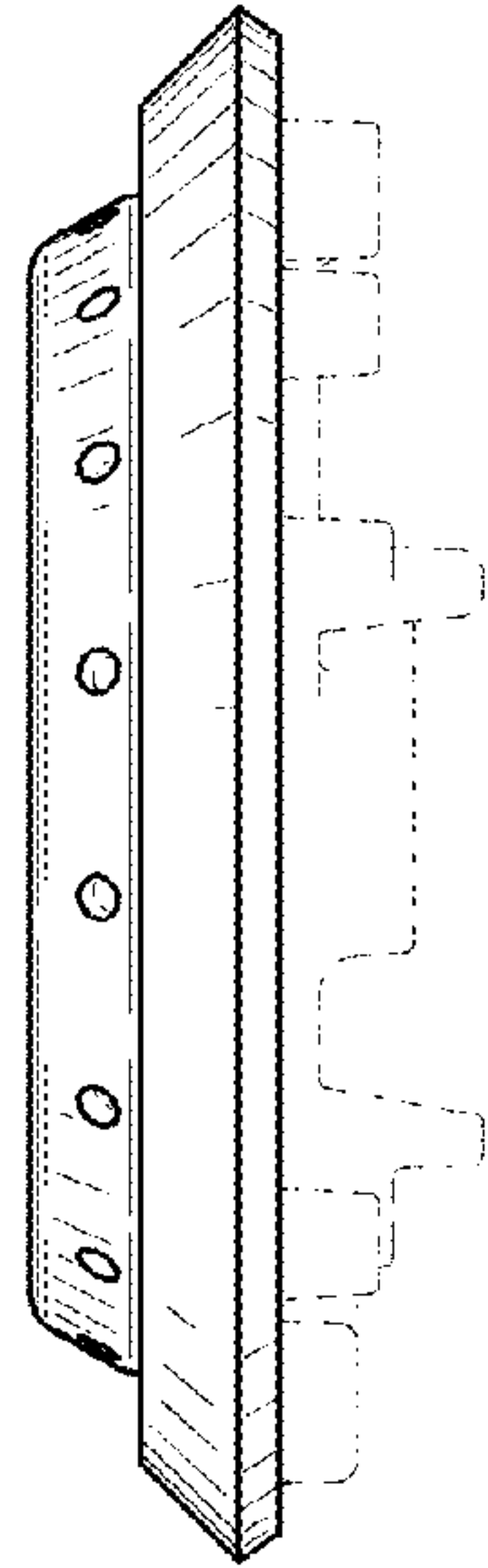


Fig. 6

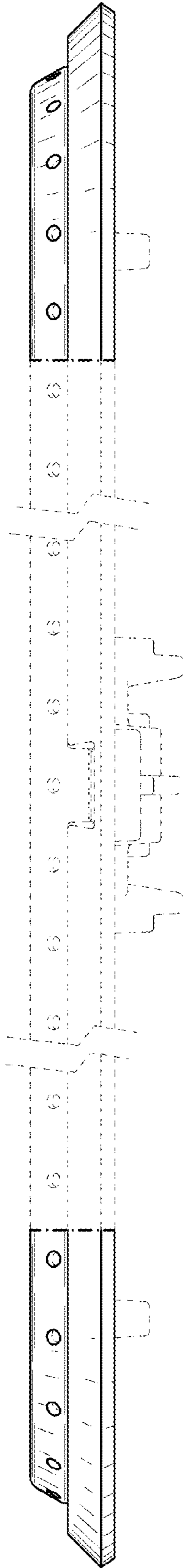


Fig. 7

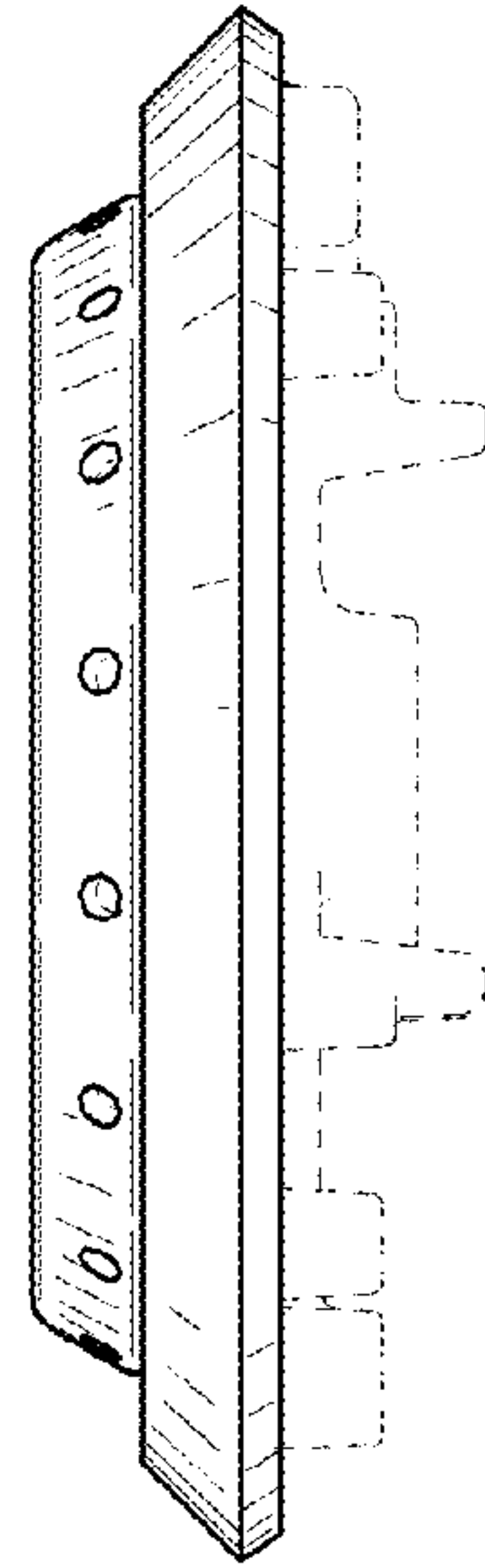


Fig. 8

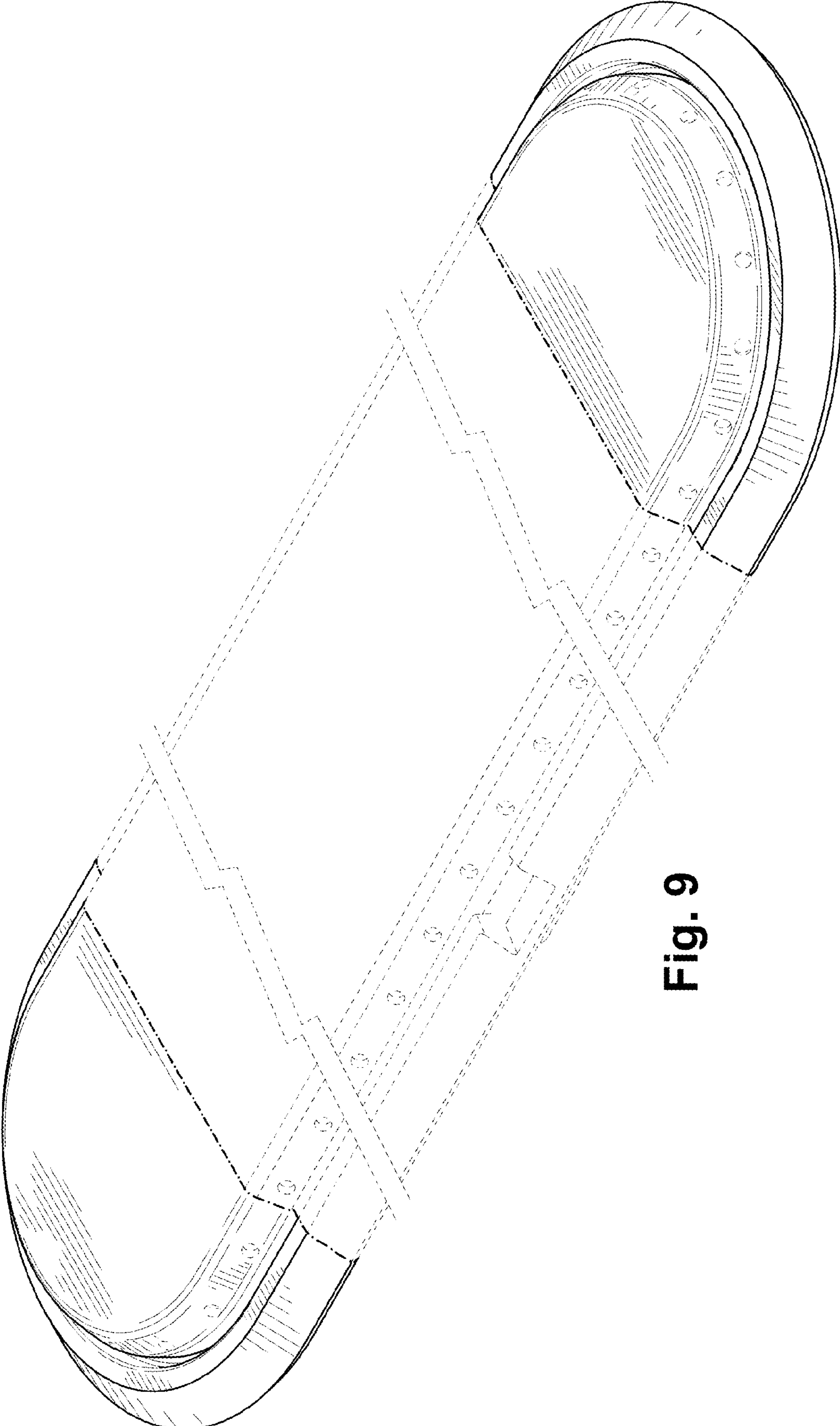


Fig. 9

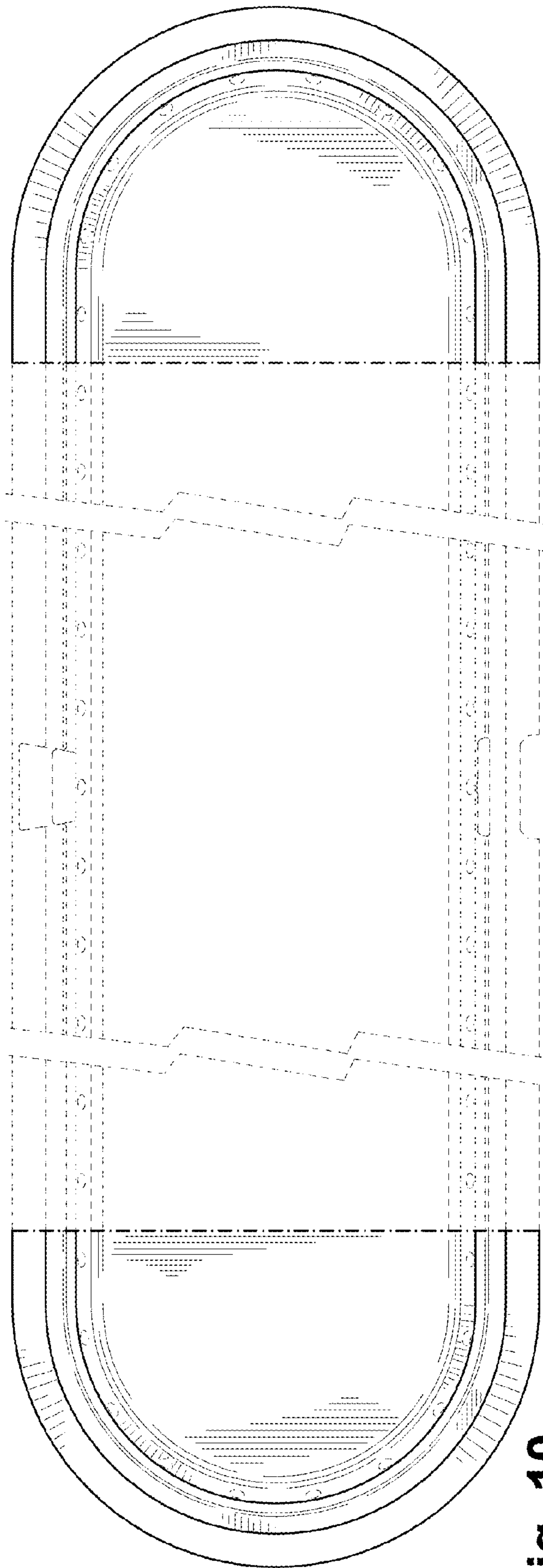


Fig. 10




Fig. 11

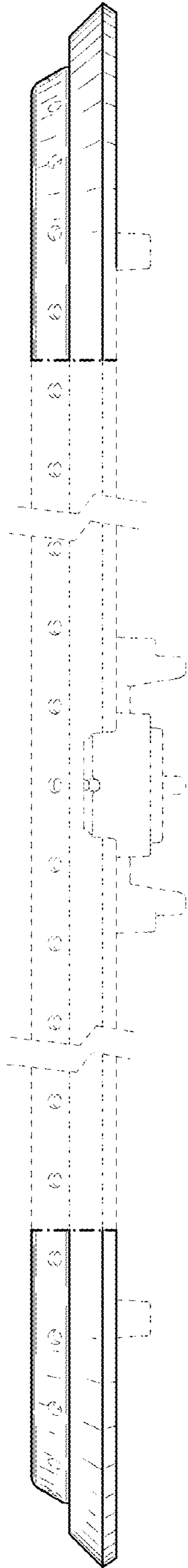


Fig. 12

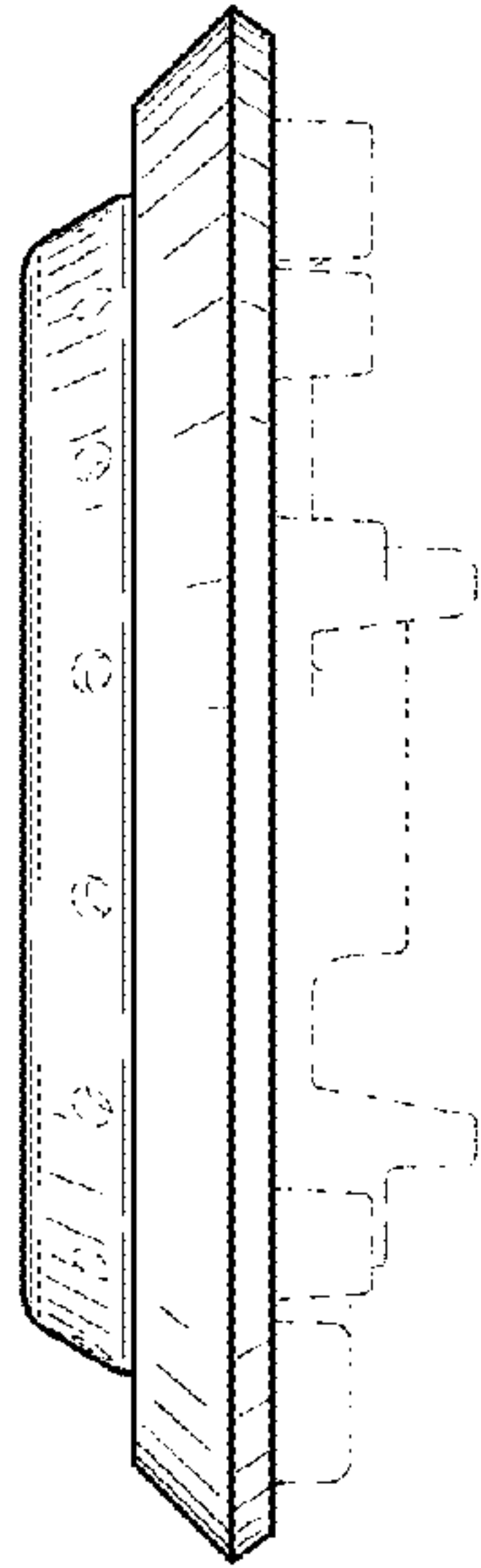


Fig. 13

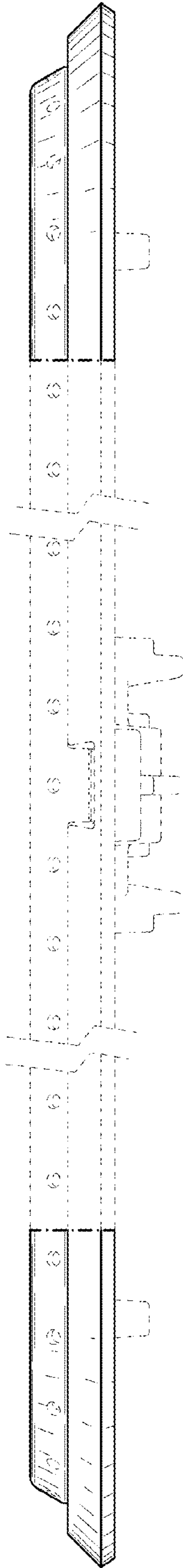


Fig. 14

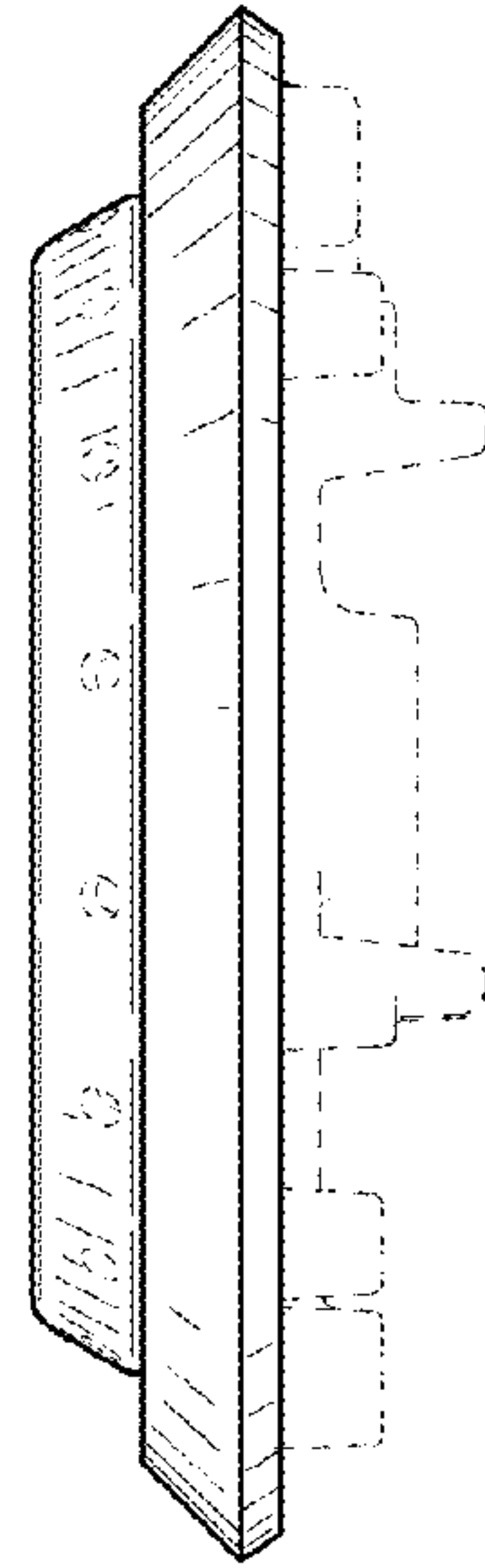


Fig. 15