



US00D966805S

(12) **United States Design Patent**
Boden

(10) **Patent No.:** **US D966,805 S**

(45) **Date of Patent:** **** Oct. 18, 2022**

(54) **HEAT DEFLECTOR PLATE FOR PELLETT
GRILL**

(71) Applicant: **Thomas D Boden**, Fort Collins, CO
(US)

(72) Inventor: **Thomas D Boden**, Fort Collins, CO
(US)

(**) Term: **15 Years**

(21) Appl. No.: **29/754,742**

(22) Filed: **Oct. 14, 2020**

(51) **LOC (13) Cl.** **07-02**

(52) **U.S. Cl.**
USPC **D7/402**

(58) **Field of Classification Search**
USPC D7/323, 327, 332-339, 354, 362, 366,
D7/387, 391, 402-409, 704; D23/209,
D23/332, 335, 343
CPC .. A47J 33/00; A47J 36/06; A47J 37/00; A47J
37/04; A47J 37/048; A47J 37/049; A47J
37/07; A47J 37/0704; A47J 37/0713;
A47J 37/0718; A47J 37/0727; A47J
37/0745; A47J 37/0763; A47J 37/0777;
A47J 37/0786; A47J 37/10; A47J 37/103;
A47J 37/106; A47J 2201/00; A47J
2202/00; F24C 1/16; A23B 4/044; A23B
4/052

See application file for complete search history.

(56) **References Cited**

U.S. PATENT DOCUMENTS

D37,248 S * 11/1904 Magee D7/402
D92,422 S * 6/1934 O'Keefe D7/406
D224,920 S * 10/1972 Reagan D7/402
D325,249 S * 4/1992 Kliebert D23/308
D436,498 S * 1/2001 Carlson D7/402

D468,961 S * 1/2003 Becker D7/402
D786,013 S * 5/2017 Rogers D7/402
D825,988 S * 8/2018 Wang D7/402
D867,817 S * 11/2019 Wimmer A47J 37/0786
D7/407
2008/0066626 A1 * 3/2008 Raichlen A47J 37/0786
99/421 H
2022/0151433 A1 * 5/2022 Zurcher F24C 14/00

OTHER PUBLICATIONS

Heat Deflector Mod, Smokes Like A Boss, [online], [site visited Jan. 24, 2022], Available from internet URL: <https://smokeslikeaboss.com/products/heat-deflector-mod> (Year: 2022).*

* cited by examiner

Primary Examiner — Mary Ann Calabrese
Assistant Examiner — Natalya M Rapundalo

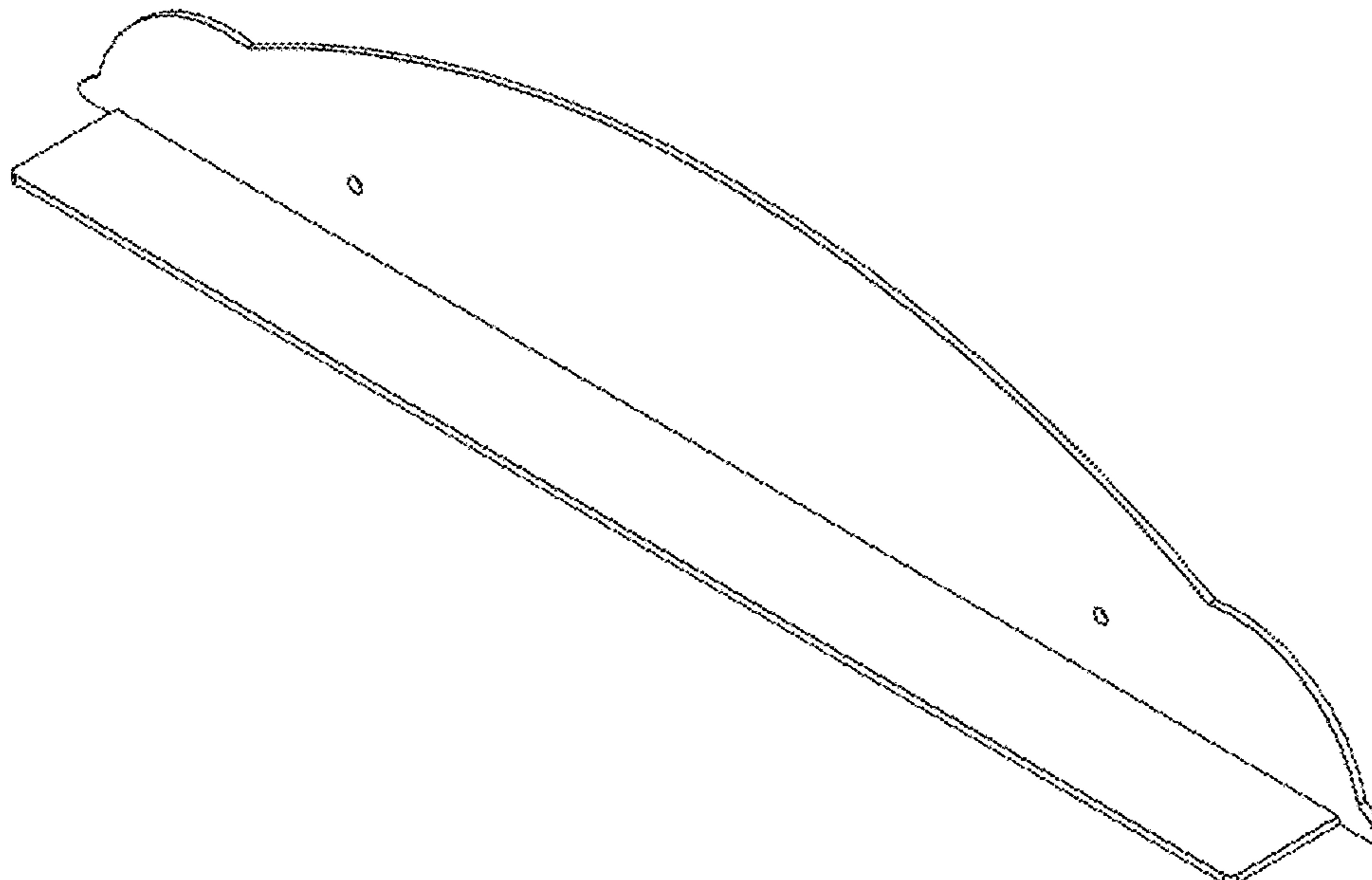
(57) **CLAIM**

The ornamental design for a heat deflector plate for pellet grill, as shown and described.

DESCRIPTION

FIG. 1 is a top-right front perspective view of a heat deflector plate for pellet grill, showing my new design; FIG. 2 is a top view thereof; FIG. 3 is a front view thereof; FIG. 4 is a back view thereof; FIG. 5 is a bottom view thereof; FIG. 6 is a right-side view thereof; FIG. 7 is a left-side view thereof; and, FIG. 8 is a top view of the heat deflector plate for pellet grill installed in a pellet grill which is shown by dashed broken lines. The dashed broken lines showing the pellet grill is for the purpose of illustrating portions of the pellet grill and form no part of the claimed design.

1 Claim, 3 Drawing Sheets



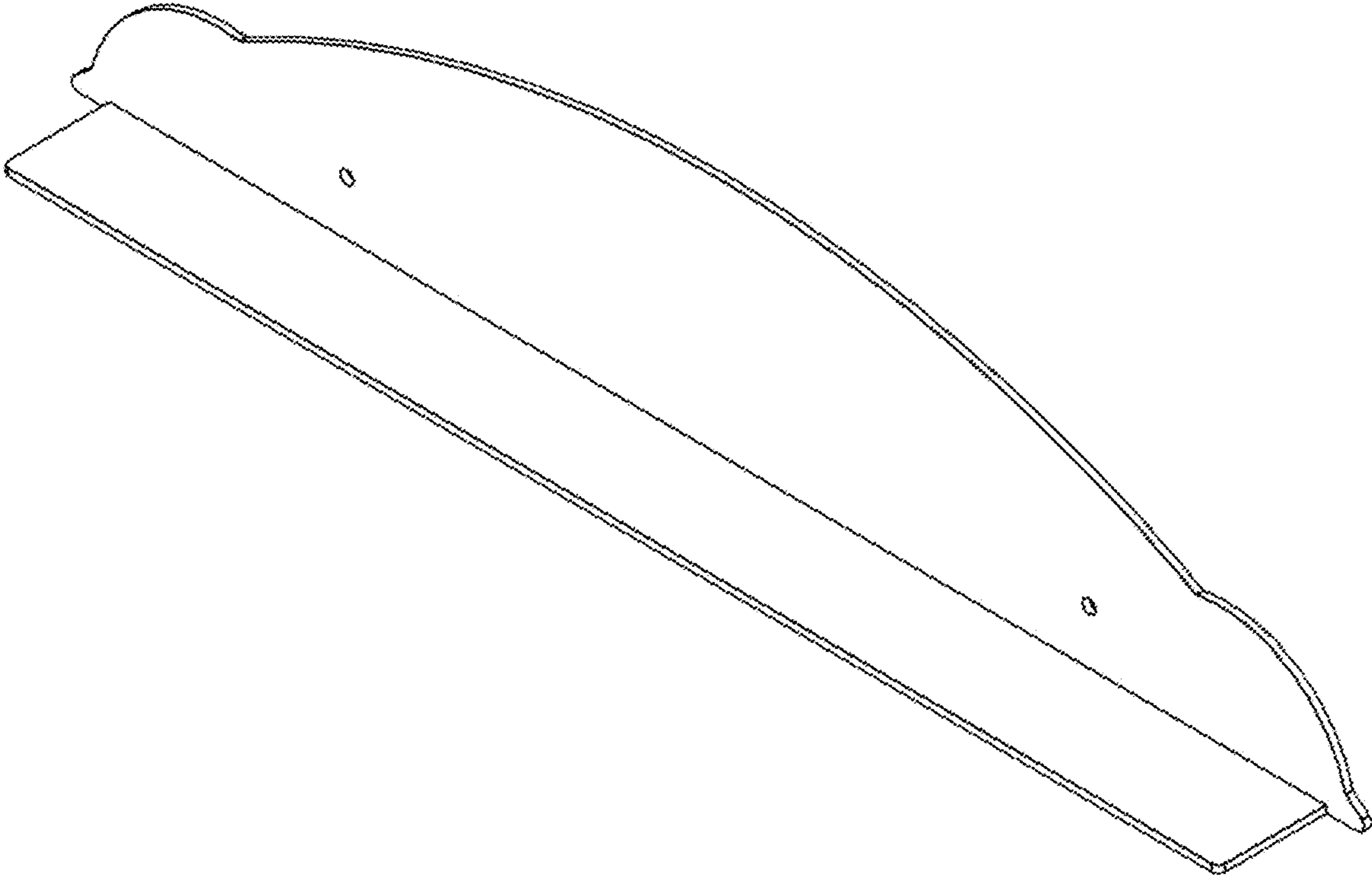


FIG 1




FIG 2

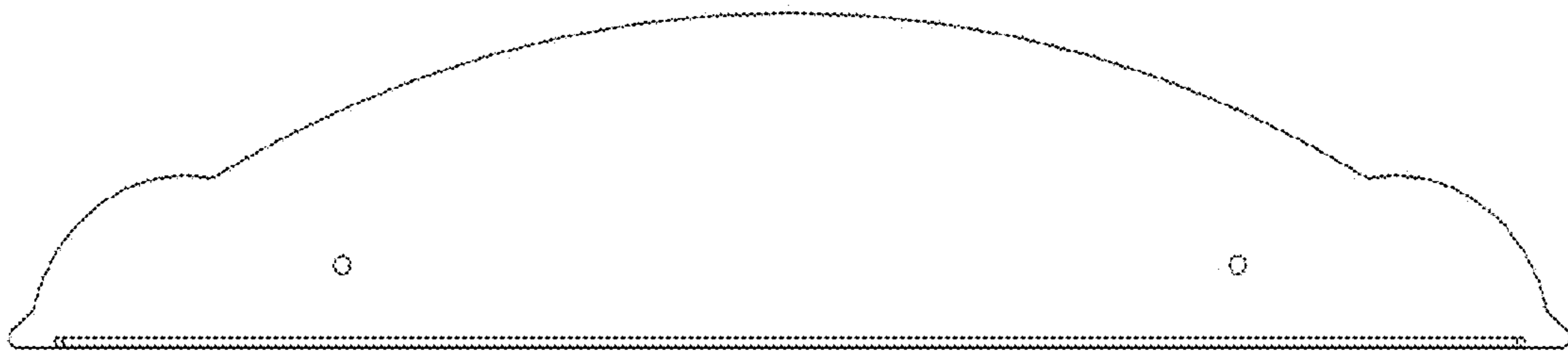


FIG 3




FIG 4



FIG 5




FIG 6

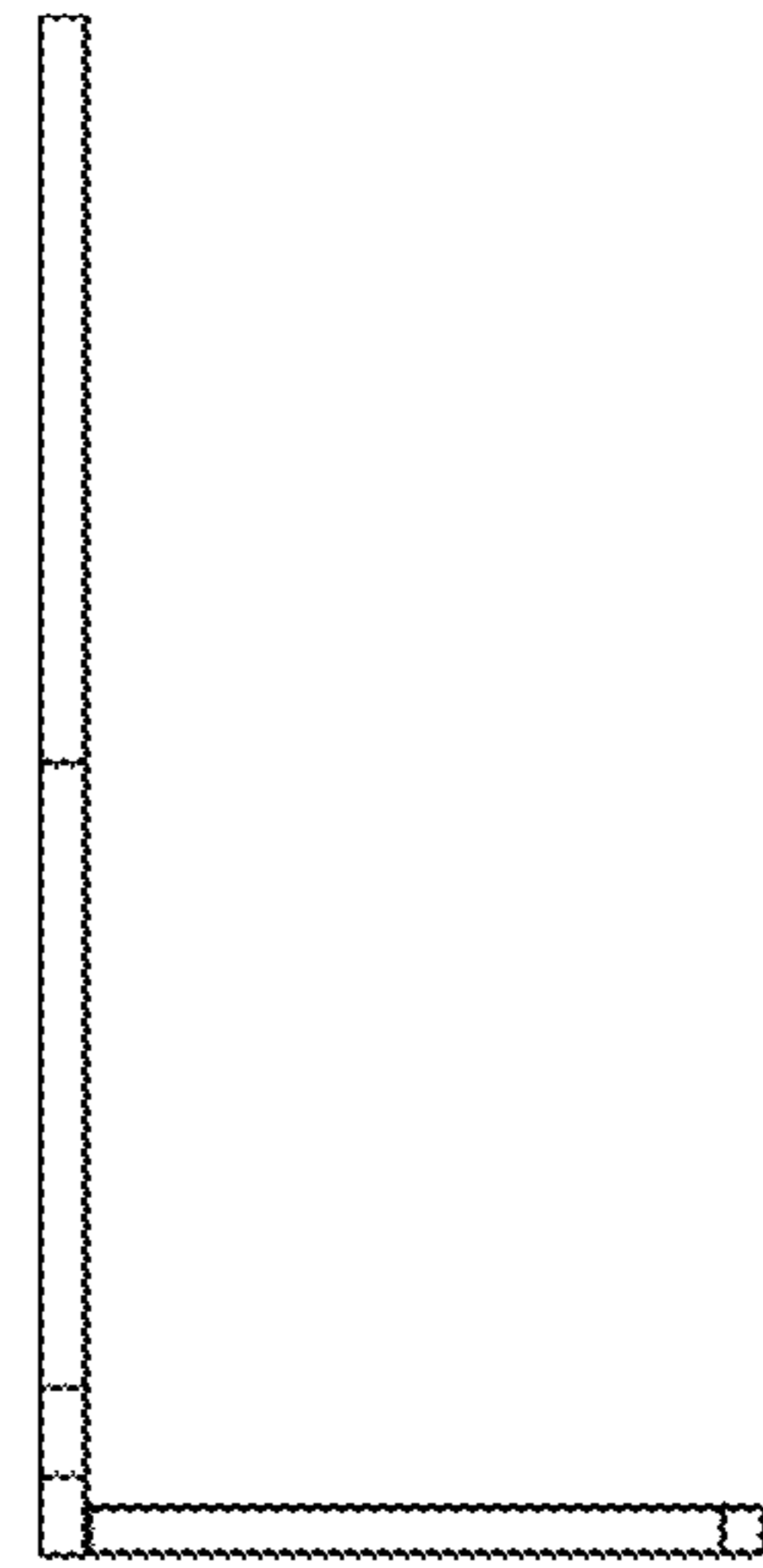


FIG 7

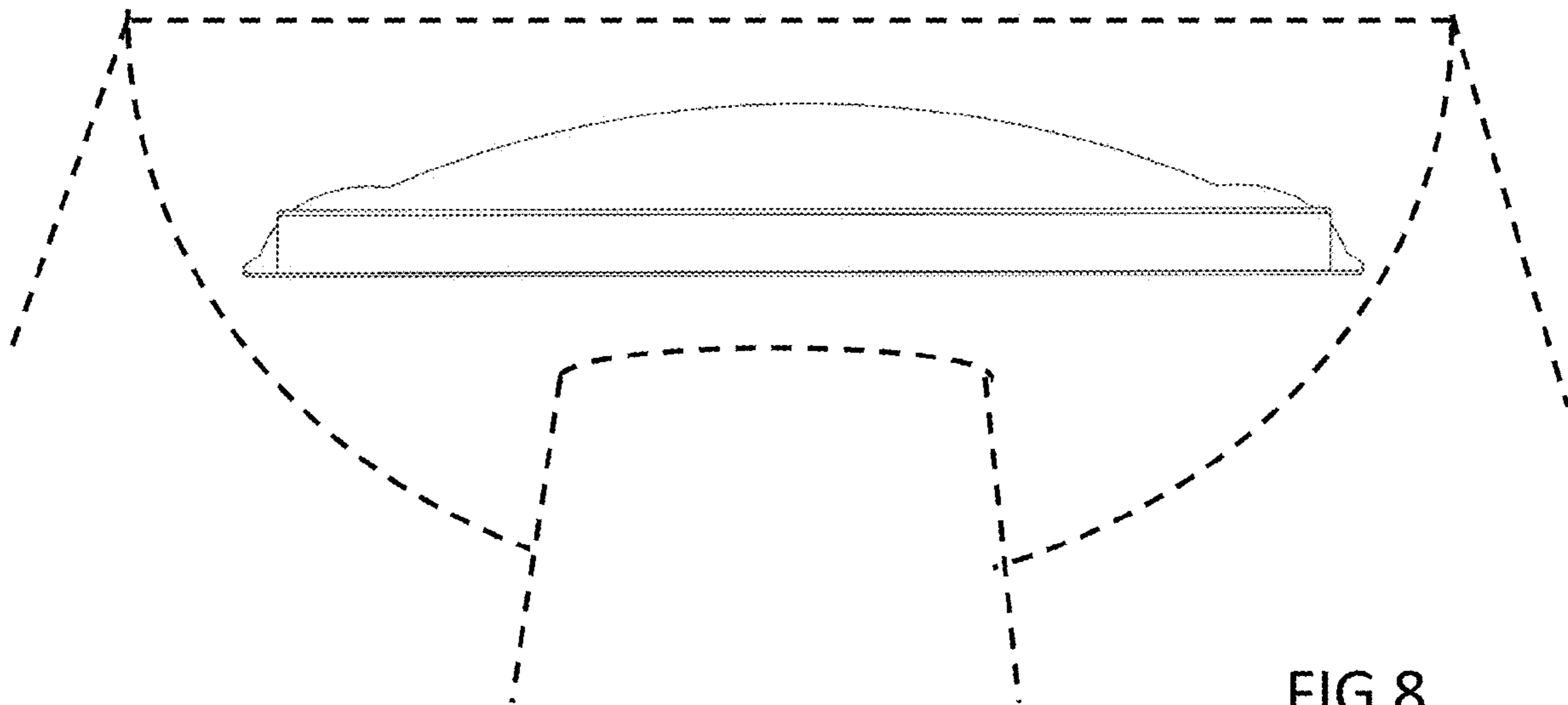


FIG 8