



US00D966801S

(12) **United States Design Patent** (10) **Patent No.:** **US D966,801 S**
Liu (45) **Date of Patent:** **** Oct. 18, 2022**

(54) **KNIFE HANDLE**
(71) Applicant: **Yunxing Liu**, Irvine, CA (US)
(72) Inventor: **Yunxing Liu**, Irvine, CA (US)
(**) Term: **15 Years**
(21) Appl. No.: **29/762,475**
(22) Filed: **Dec. 16, 2020**
(51) **LOC (13) Cl.** **07-03**
(52) **U.S. Cl.**
USPC **D7/401.2**
(58) **Field of Classification Search**
USPC D7/393, 395, 642, 645, 649-650, 664,
D7/693, 401.2; D8/98, 99, 107;
D22/117, 118
CPC B26B 5/00; B26B 1/10; B26B 3/00; B26B
3/02; B26B 29/02
See application file for complete search history.

D660,098 S * 5/2012 Chen D7/649
D661,553 S * 6/2012 Bauer D7/649
D747,161 S * 1/2016 Mäkelä D7/649
D881,644 S * 4/2020 Liu D7/649
D937,048 S * 11/2021 Chen D7/649

OTHER PUBLICATIONS

EU Serial No. 004689891-0002, Knife handle end pieces, David Kidd, publication date Apr. 6, 2018, [retrieved on Feb. 4, 2022], Retrieved from Orbit.*
CN Serial No. 304379208, Knife handle, Su Geng, publication date Dec. 1, 2017, [retrieved on Feb. 4, 2022], Retrieved from Orbit.*

* cited by examiner

Primary Examiner — Nicole C Shiflet

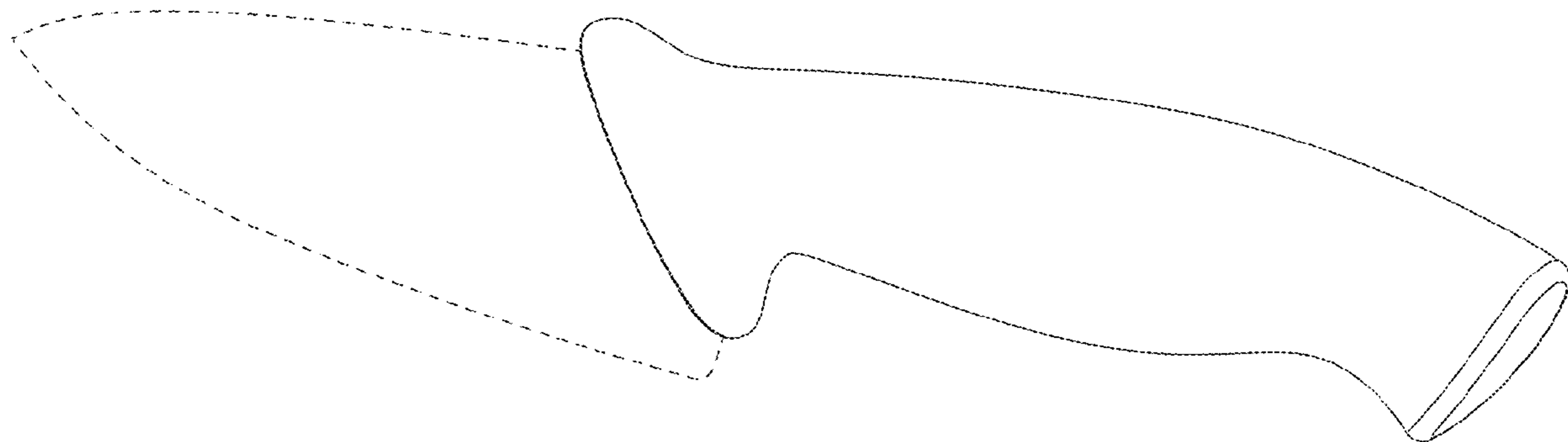
(57) **CLAIM**
The ornamental design for a knife handle, as shown and described.

DESCRIPTION

FIG. 1 is a perspective view of the knife handle, showing my new design.
FIG. 2 is a left-side view thereof, the right-side being a mirror image.
FIG. 3 is a bottom view thereof.
FIG. 4 is a top view thereof.
FIG. 5 is a rear view thereof; and,
FIG. 6 is a front view thereof.
The broken lines shown in FIGS. 1 through 6 illustrate environmental structure that form no part of the claimed design.

1 Claim, 3 Drawing Sheets

(56) **References Cited**
U.S. PATENT DOCUMENTS
D324,326 S * 3/1992 Lu D7/649
D407,267 S * 3/1999 Juhlin D7/649
D539,082 S * 3/2007 Molayem D7/393
D564,305 S * 3/2008 Chisholm D7/649
D577,551 S * 9/2008 Chisholm D7/649
D620,322 S * 7/2010 Hollinger D7/649
D626,794 S * 11/2010 Hollinger D7/649
D626,795 S * 11/2010 Hollinger D7/649



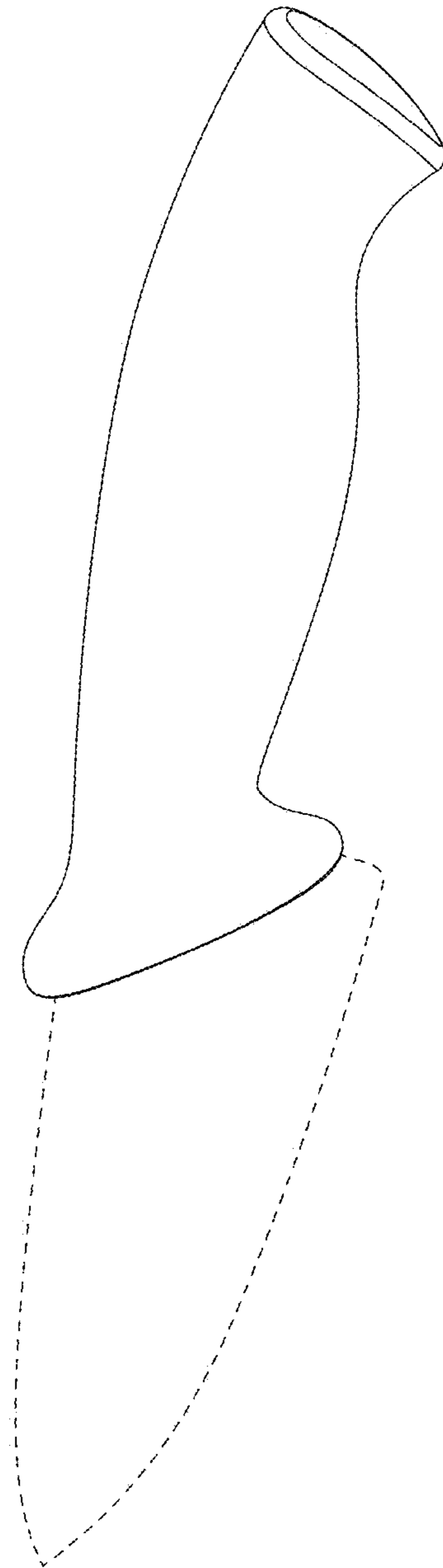


Fig. 1

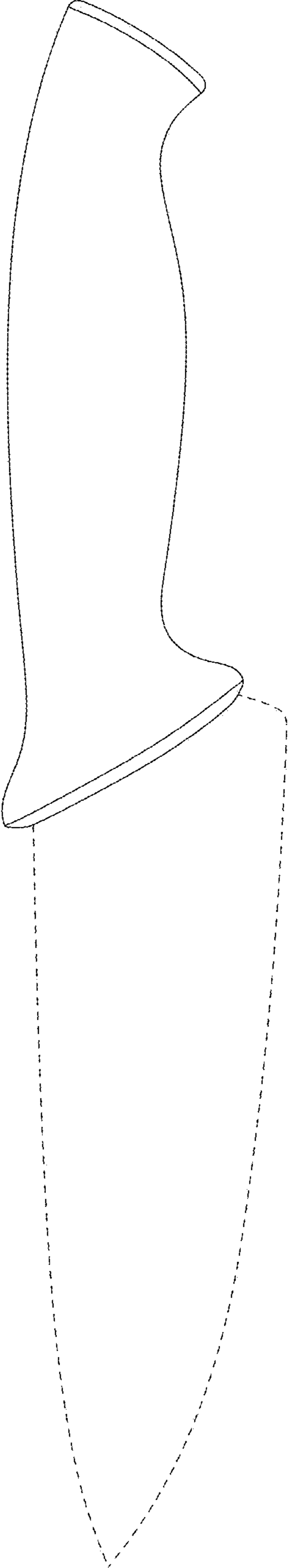


Fig. 2

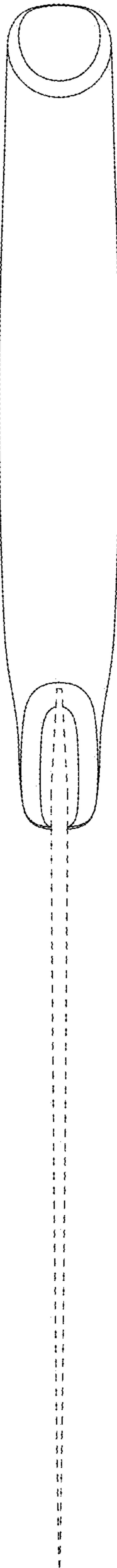


Fig. 3

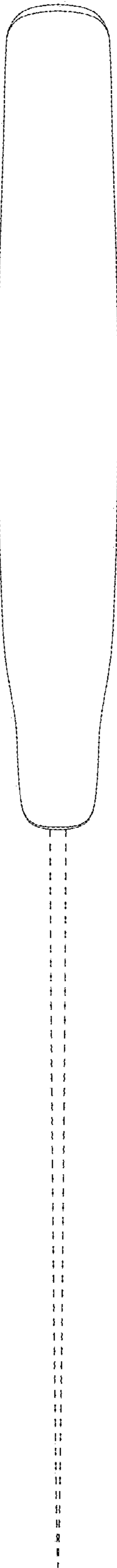


Fig. 4




Fig. 5

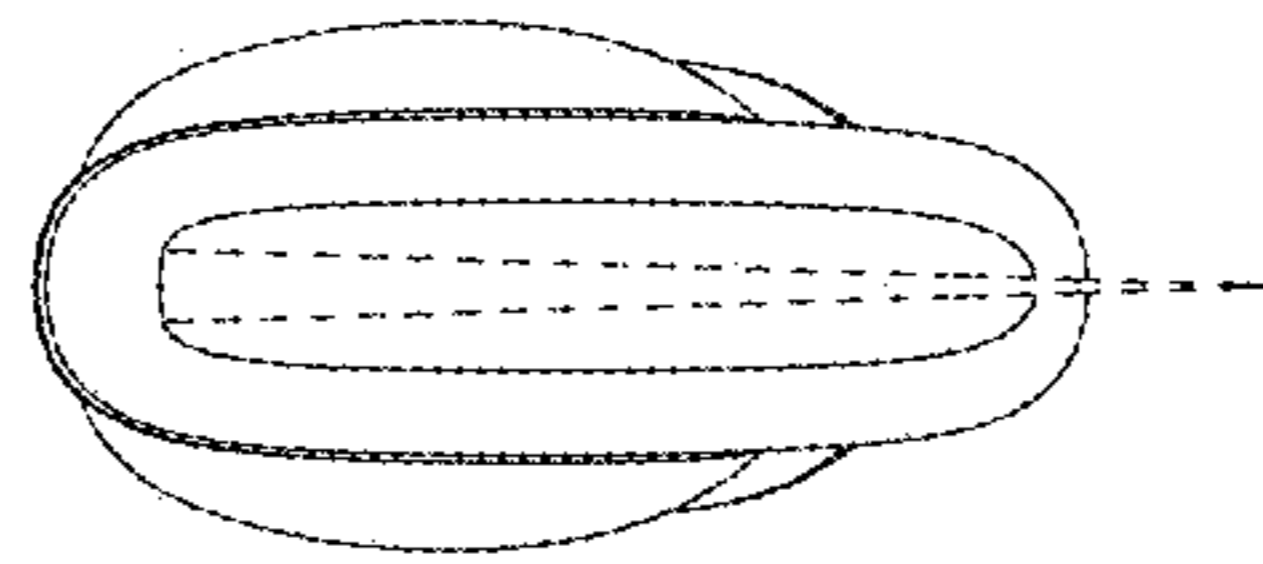


Fig. 6