



US00D966799S

(12) **United States Design Patent** (10) **Patent No.:** **US D966,799 S**
Reiser et al. (45) **Date of Patent:** **** Oct. 18, 2022**

(54) **WHIPPED PRODUCT DISPENSER**

(71) Applicant: **Rich Products Corporation**, Buffalo, NY (US)
(72) Inventors: **Ralf Reiser**, Orchard Park, NY (US);
Kenneth Berquist, Getzville, NY (US);
Shawn Campbell, Burlington (CA)
(73) Assignee: **Rich Products Corporation**, Buffalo, NY (US)

(**) Term: **15 Years**

(21) Appl. No.: **29/749,430**

(22) Filed: **Sep. 4, 2020**

(51) **LOC (13) Cl.** **07-06**

(52) **U.S. Cl.**

USPC **D7/397**

(58) **Field of Classification Search**

USPC D7/300, 305, 306, 310, 311, 313, 322,
D7/368, 669, 397, 398, 412, 414, 415;
D15/5, 7, 9; D13/112, 118, 122;
D19/100

CPC .. A47J 31/00; A47J 31/46; A47J 43/07; A47J
43/12; A47J 43/128; B67D 1/12; H02K
5/00; H02K 7/18

See application file for complete search history.

(56) **References Cited**

U.S. PATENT DOCUMENTS

1,922,749 A 8/1933 Roush
3,009,606 A 11/1961 Zimmermann
3,203,371 A 8/1965 Mosey
3,219,320 A 11/1965 Sutter
3,559,958 A 2/1971 Carpigiani

(Continued)

FOREIGN PATENT DOCUMENTS

CN 207058958 U 3/2018
DE 19718351 A1 11/1998

(Continued)

OTHER PUBLICATIONS

Office Action issued from the Taiwan Patent Office for related Application No. 110301160 dated Sep. 7, 2021 (6 Pages with English translation).

(Continued)

Primary Examiner — Andrew Kerr

(74) *Attorney, Agent, or Firm* — Michael Best & Friedrich LLP

(57) **CLAIM**

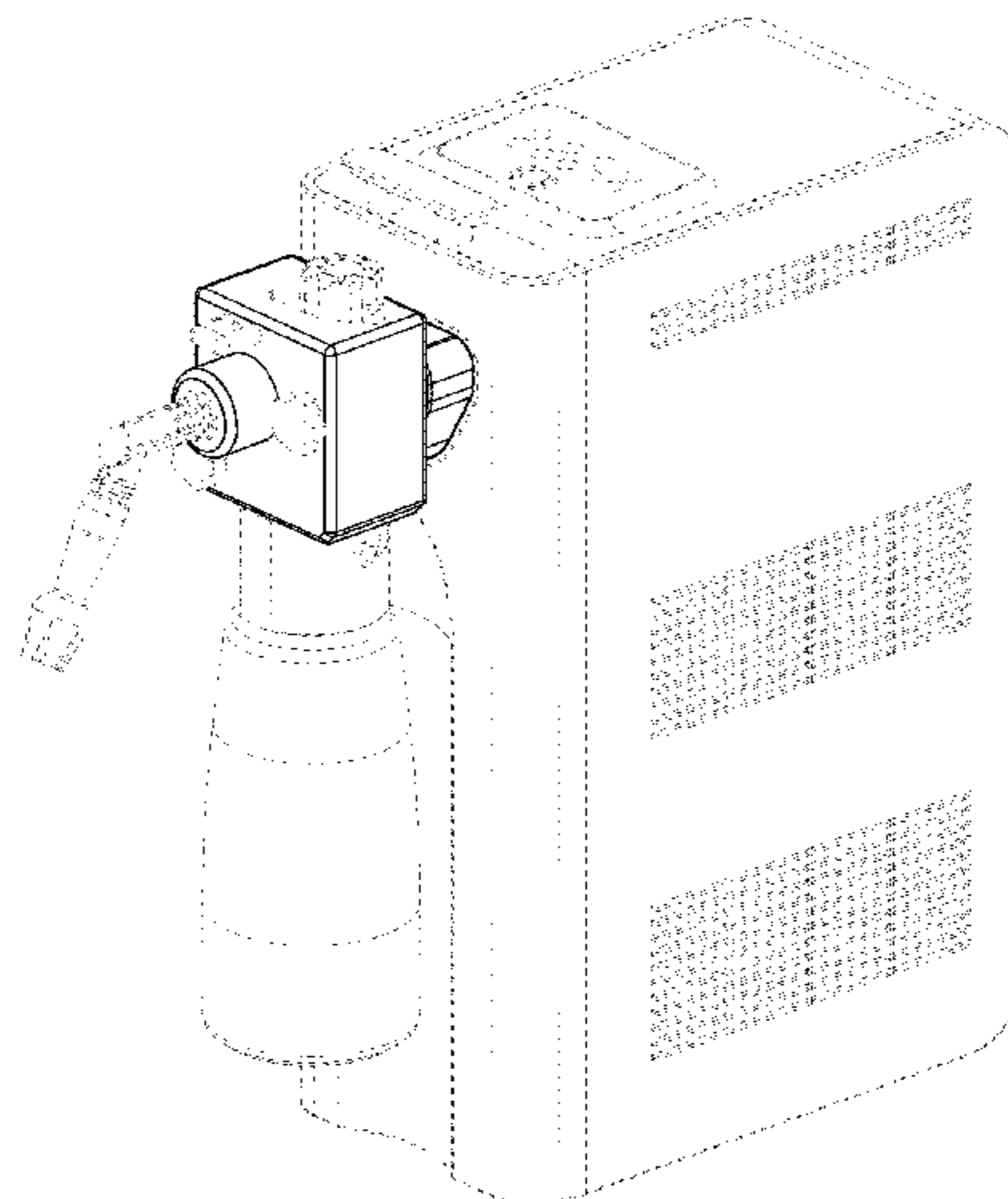
We claim the ornamental design for a whipped product dispenser, as shown and described.

DESCRIPTION

FIG. 1 is a front perspective view of a whipped product dispenser showing our new design, in a condition of use; FIG. 2 is a rear perspective view thereof; FIG. 3 is a left-side view thereof; FIG. 4 is a right-side view thereof; FIG. 5 is a front view thereof; FIG. 6 is a rear view thereof; FIG. 7 is a top view thereof; FIG. 8 is a bottom view thereof; FIG. 9 is a front perspective view of the whipped product dispenser of FIG. 1; FIG. 10 is a rear perspective view thereof; FIG. 11 is a left-side view thereof; FIG. 12 is a right-side view thereof; FIG. 13 is a front view thereof; FIG. 14 is a rear view thereof; FIG. 15 is a top view thereof; and, FIG. 16 is a bottom view thereof.

The portions of the whipped product dispenser shown in broken lines are included for the purpose of illustrating environment and form no part of the claimed design.

1 Claim, 16 Drawing Sheets



(56)

References Cited

U.S. PATENT DOCUMENTS

3,632,021 A 1/1972 MacManus
 3,989,434 A 11/1976 Mercer
 4,168,727 A 9/1979 Yoshida
 4,312,596 A 1/1982 Maezawa et al.
 4,457,876 A 7/1984 Brand
 4,816,190 A 3/1989 Kirchler
 5,052,593 A 10/1991 Grome et al.
 5,089,178 A 2/1992 Passoni
 D331,365 S * 12/1992 Davis D7/300.1
 D371,941 S * 7/1996 Kind D19/69
 5,804,896 A 9/1998 Tkehara et al.
 6,283,625 B2 9/2001 Frankel et al.
 6,769,801 B1 8/2004 Maurer et al.
 D535,851 S 1/2007 Vavasoure
 7,422,362 B2 9/2008 Sands
 7,669,517 B2 3/2010 Boussemart et al.
 D627,639 S * 11/2010 Ziegler D9/443
 8,172,453 B2 5/2012 Boussemart et al.
 D682,607 S 5/2013 Garman et al.
 8,469,235 B2 6/2013 Lion
 D701,725 S * 4/2014 Wang D7/369
 8,794,485 B2 8/2014 Lunn et al.
 9,332,881 B2 5/2016 Sands
 9,675,943 B2 6/2017 Jialanella et al.
 9,981,232 B2 5/2018 Pappalardo
 D823,802 S * 7/2018 Battistella D13/112
 D825,616 S * 8/2018 Monden D15/9
 D909,419 S * 2/2021 Nemoto D15/7
 D923,459 S * 6/2021 Chan D13/122
 D937,027 S * 11/2021 Lee D7/306
 D940,490 S * 1/2022 Grob D7/311
 D941,883 S * 1/2022 Cooper D15/7
 D945,489 S * 3/2022 Uccellani D15/150
 D946,522 S * 3/2022 Norris D13/110
 D946,523 S * 3/2022 Simon D13/112
 2003/0129293 A1 7/2003 Charles, Jr.
 2005/0082312 A1 * 4/2005 Gruenewald A47J 43/121
 222/399
 2006/0000852 A1 1/2006 Manne
 2010/0193544 A1 1/2010 Rusch et al.

2013/0003494 A1 1/2013 Kirk
 2014/0322412 A1 10/2014 Buchholz et al.
 2017/0303734 A1 10/2017 Balkau
 2018/0295854 A1 10/2018 Clavier et al.
 2019/0226135 A1 * 7/2019 Chan D05B 71/00
 2020/0109782 A1 * 4/2020 Odaka F16J 9/12
 2021/0274965 A1 * 9/2021 Reiser A47J 31/50

FOREIGN PATENT DOCUMENTS

EP 0208927 A1 6/1986
 EP 0464341 A1 8/1992
 EP 1221883 B1 11/2005
 EP 1827188 B1 1/2009
 EP 2000067 B1 6/2010
 EP 1972241 B1 10/2010
 EP 2252186 B1 11/2011
 EP 3189887 A1 7/2017
 JP 2002176920 A 6/2002
 KR 3004666170000 10/2007
 KR 101254052 B1 6/2010
 KR 101269913 B1 5/2013
 KR 3009325130000 11/2017
 TW D118606 8/2007
 WO WO2008047106 A1 4/2008
 WO WO2013128708 A1 9/2013
 WO WO2017097860 A1 6/2017
 WO WO2019090379 A1 5/2019

OTHER PUBLICATIONS

Mussana, "Cream Whipping Machines", Parts Brochure available at least as early as May 14, 2020 (9 Pages).
 Stuart, "ISI Thermo Xpress Whip (1L)" website: <https://www.ajstuart.com/shop/view/3192/isi-thermo-xpress-whip-1-litre>, webpage available at least as early as Feb. 28, 2020 (4 Pages).
 International Search Report with Written Opinion for related Application No. PCT/US2021/029215 dated Jul. 21, 2021 (14 Pages).
 International Search Report with Written Opinion for related Application No. PCT/US2021/020693 dated Jul. 1, 2021 (12 Pages).

* cited by examiner

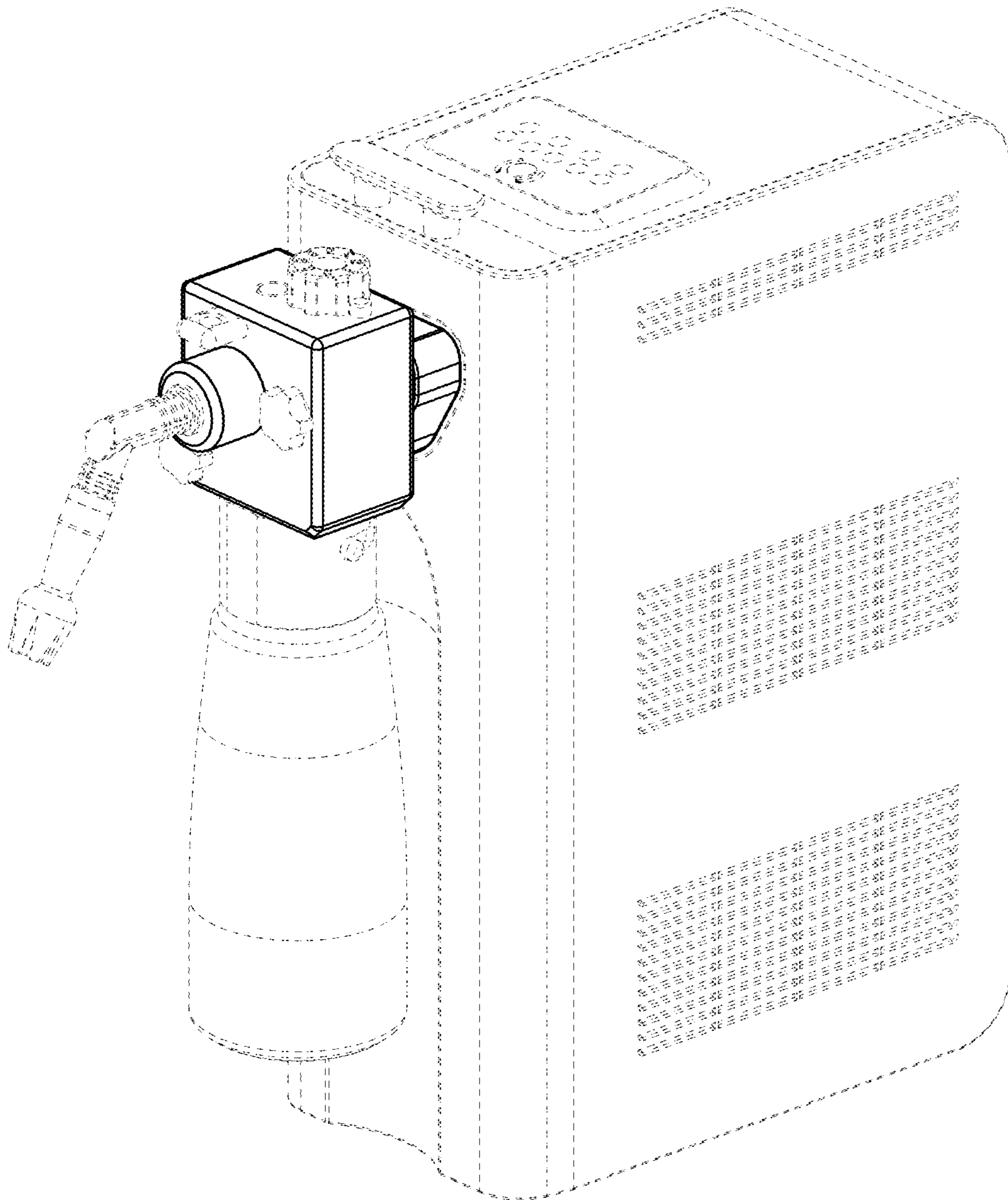


FIG. 1

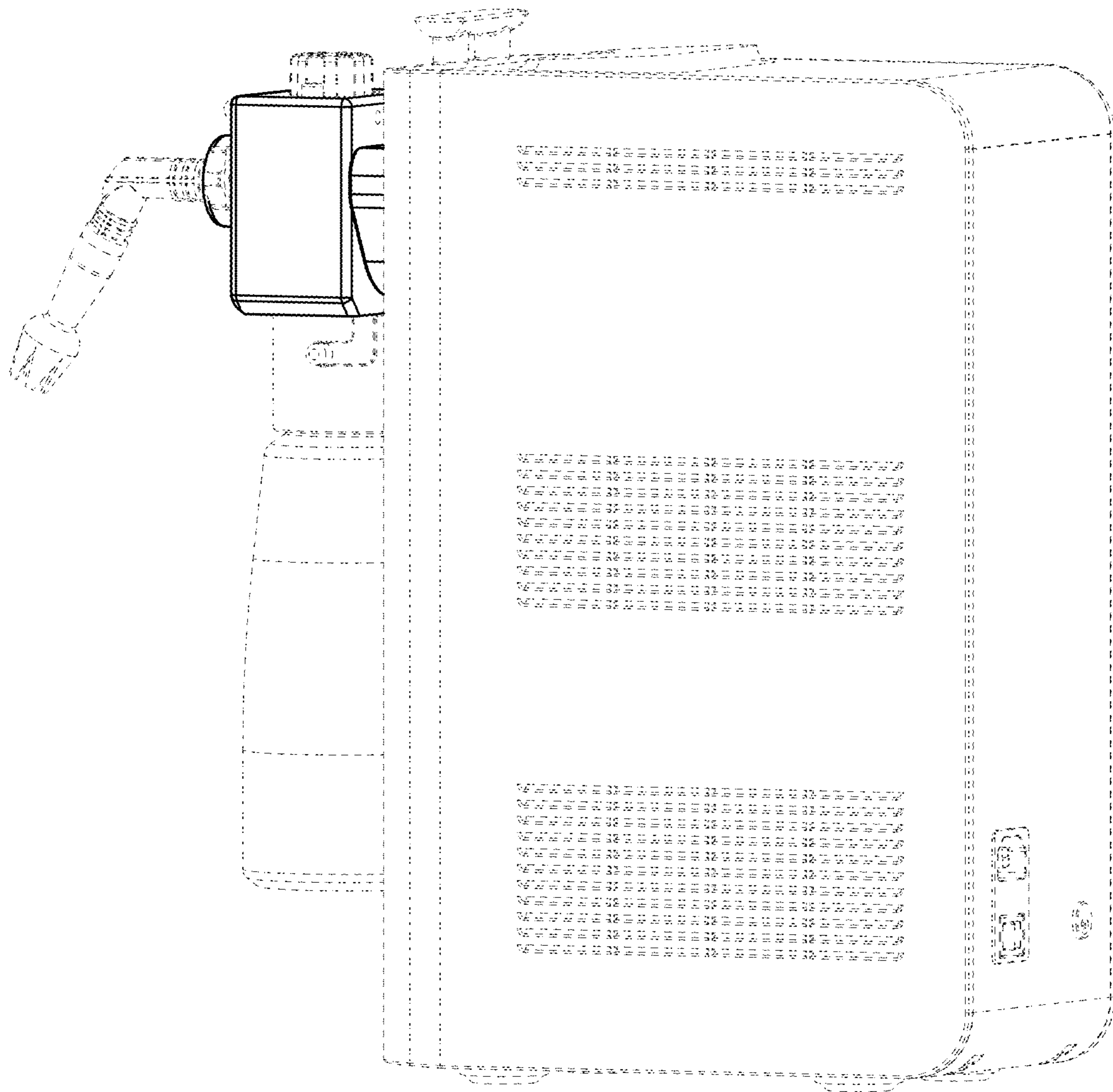


FIG. 2

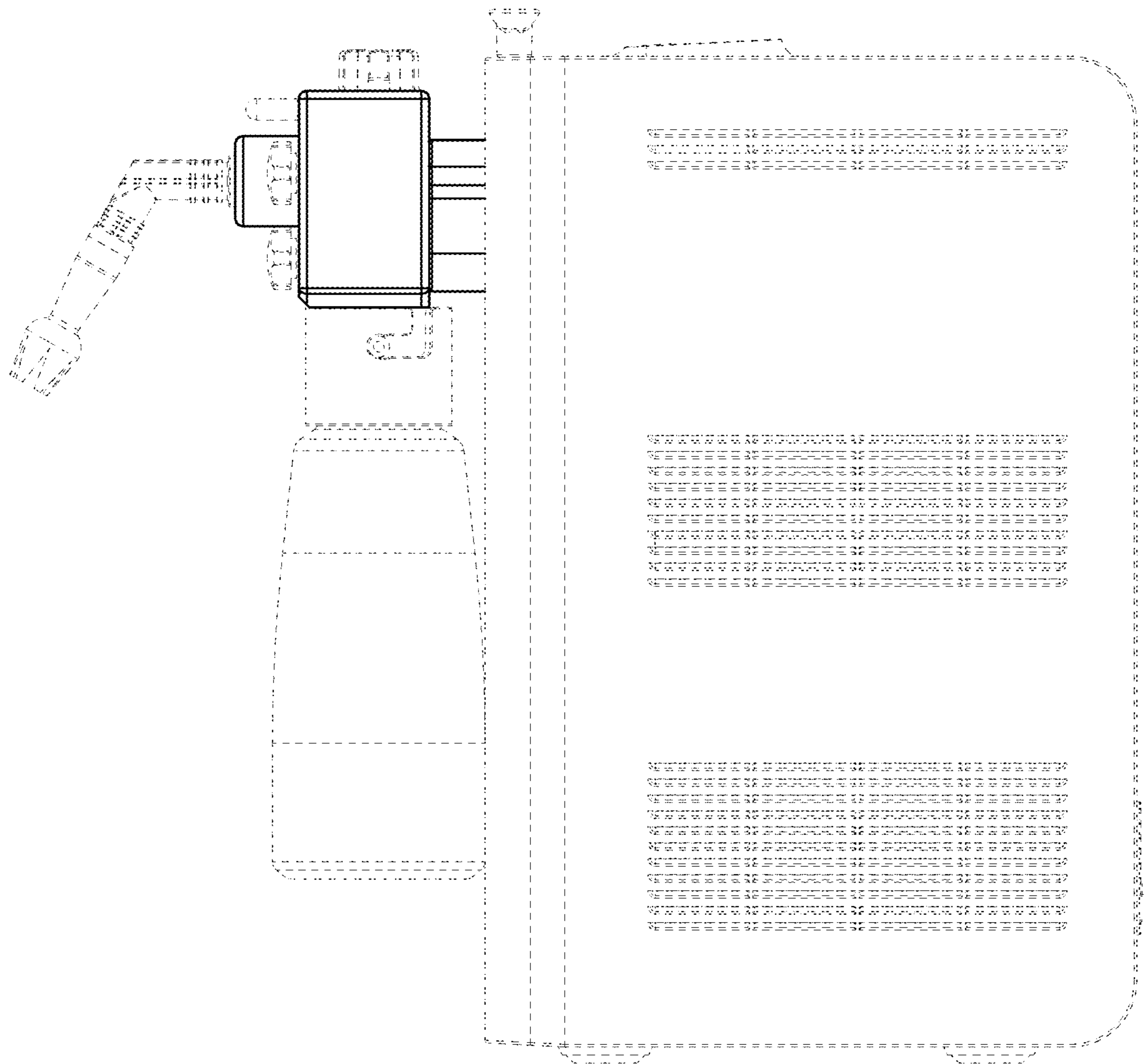


FIG. 3

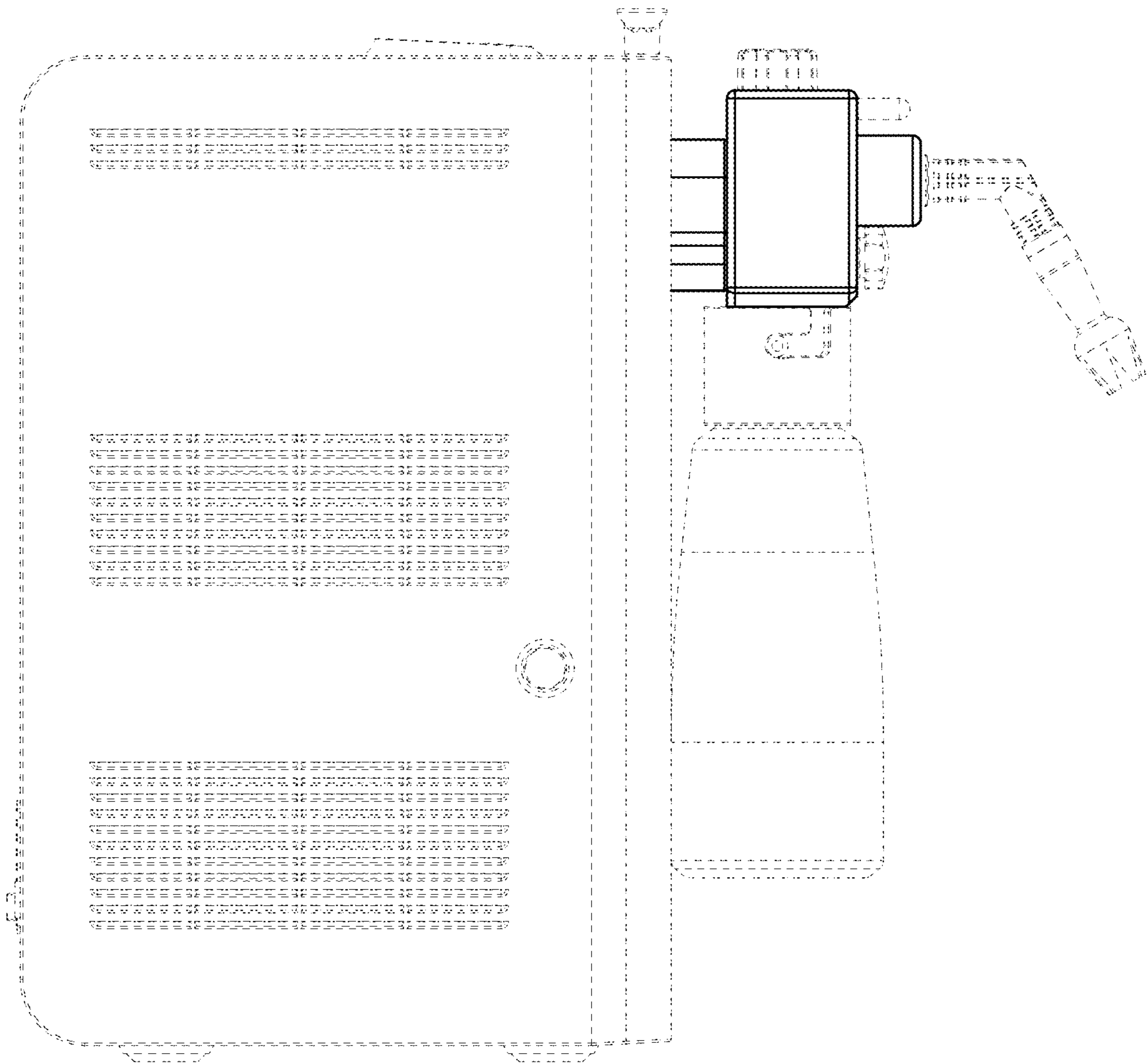


FIG. 4

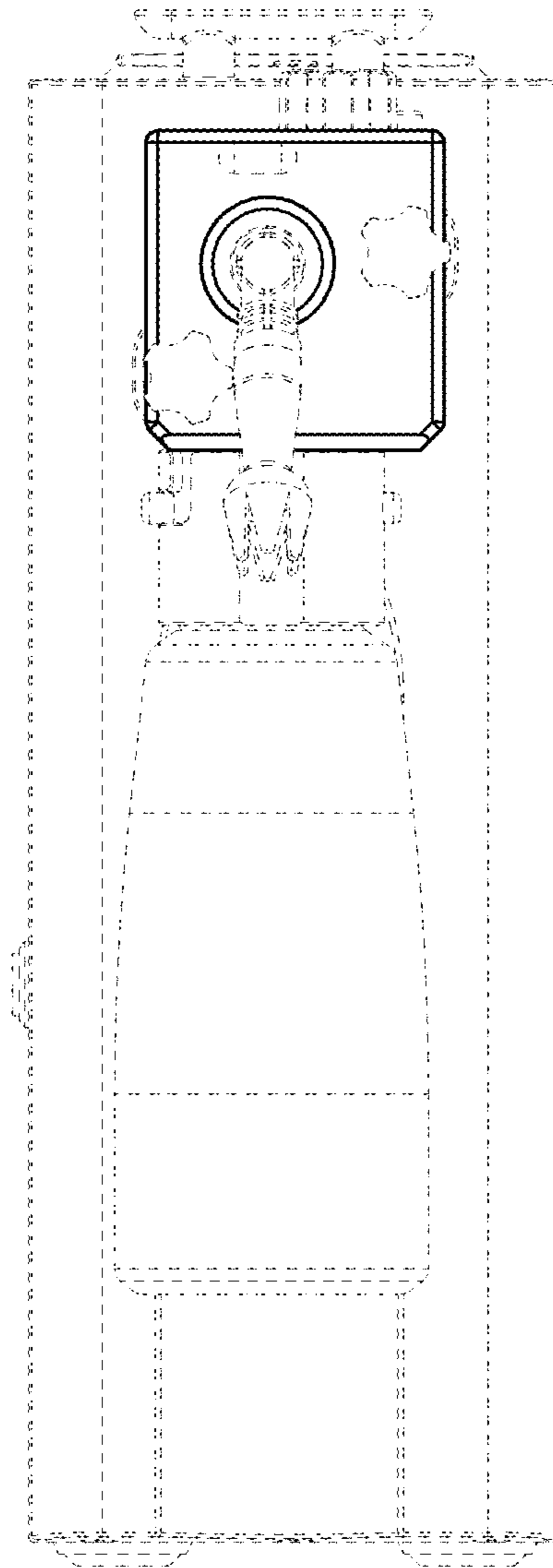


FIG. 5




FIG. 6

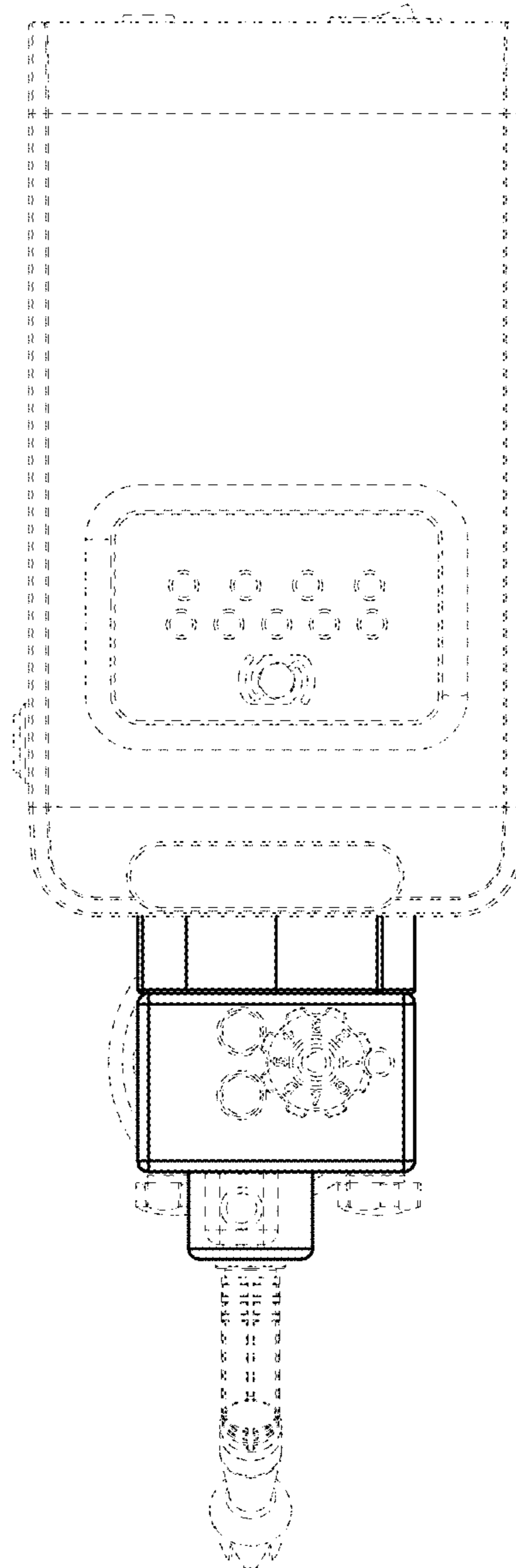


FIG. 7

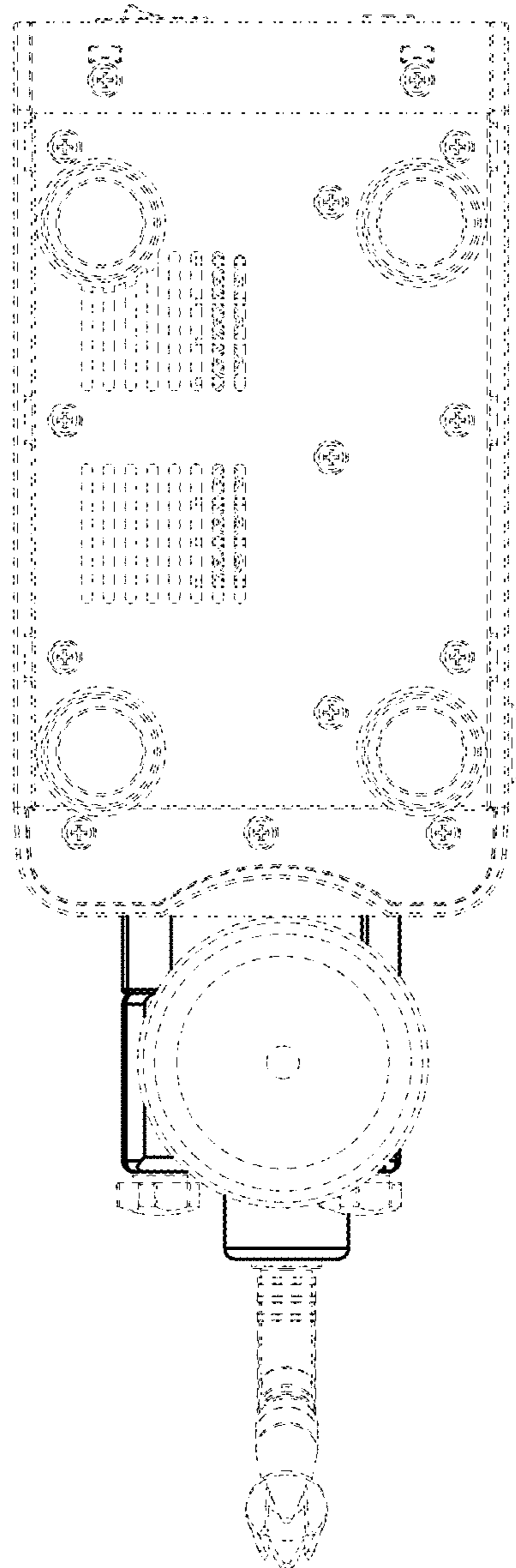


FIG. 8

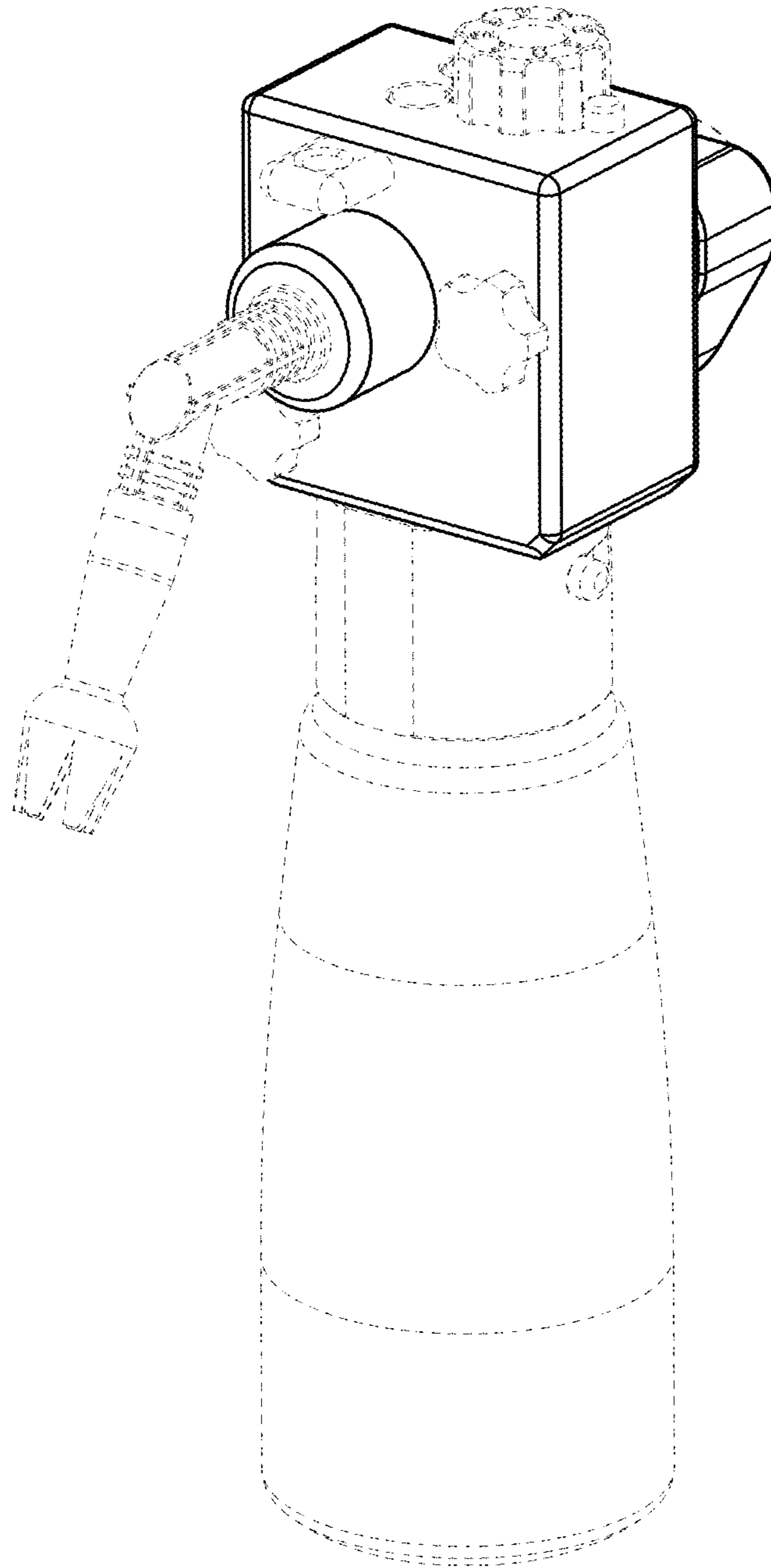


FIG. 9

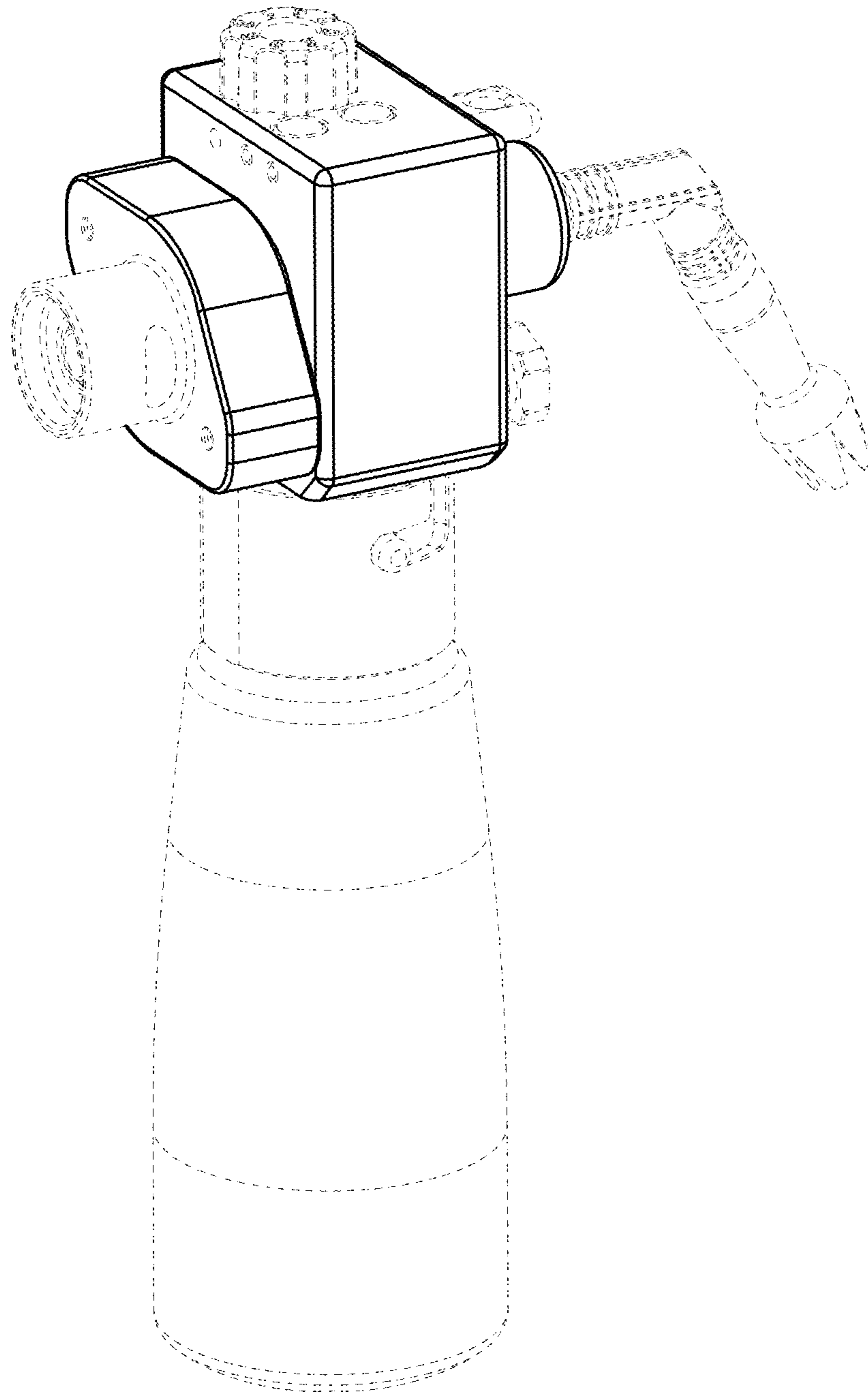


FIG. 10

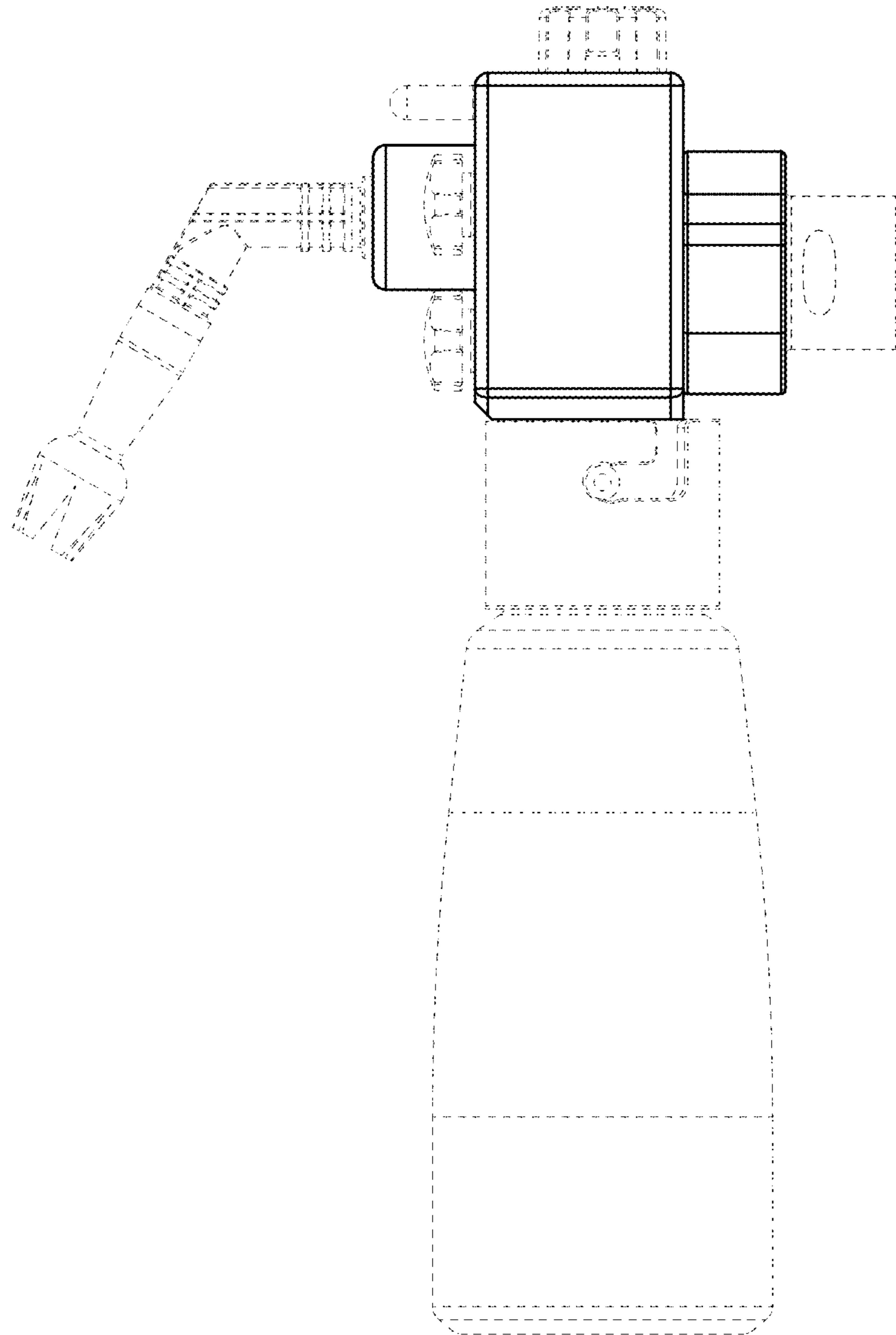


FIG. 11

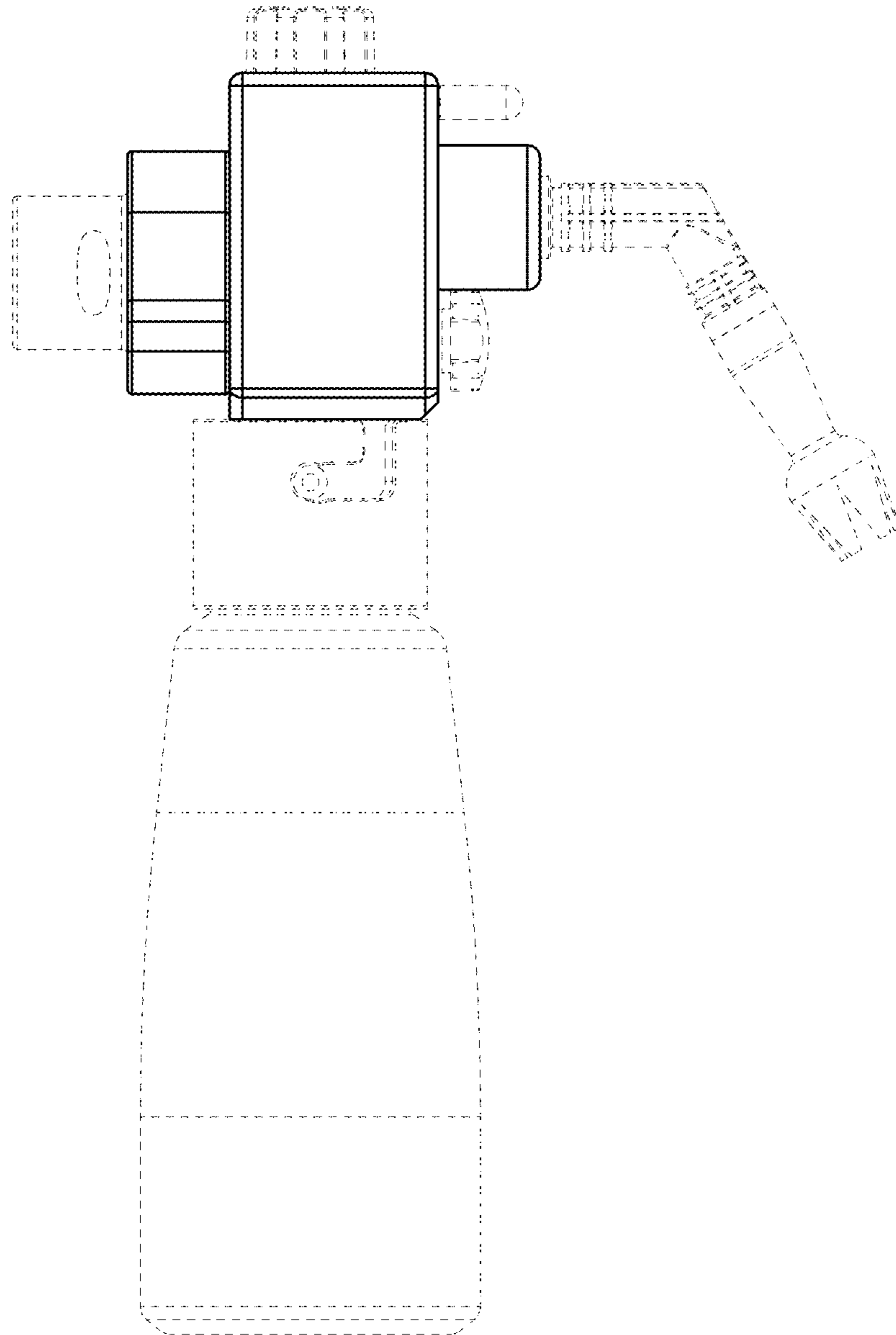


FIG. 12

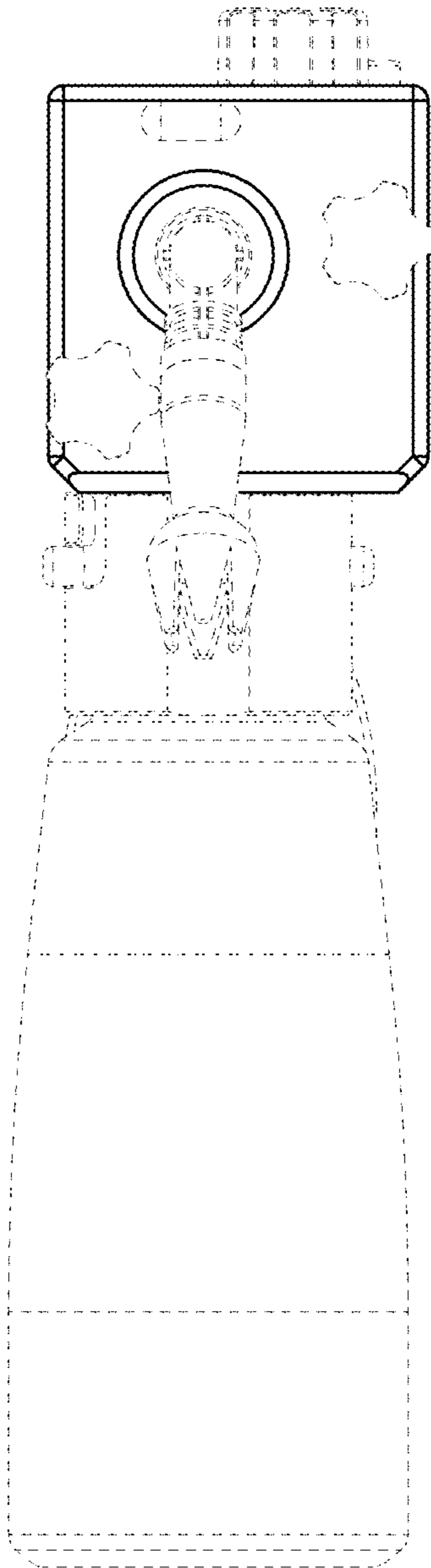


FIG. 13

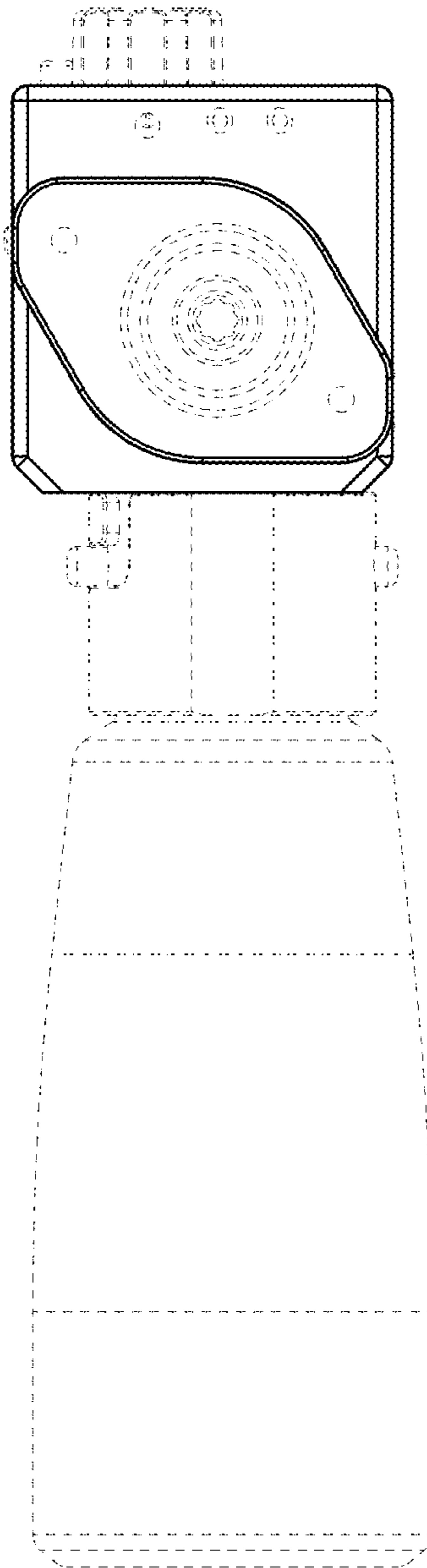


FIG. 14

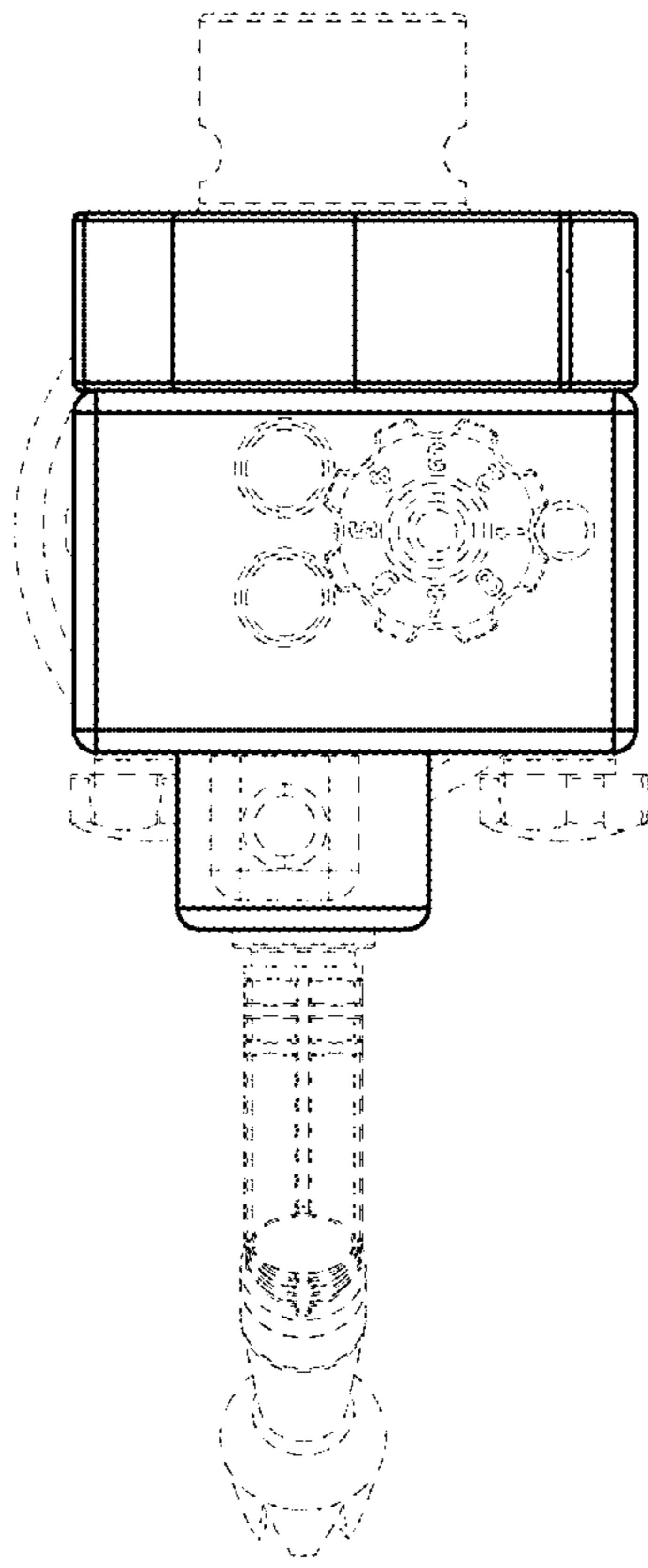


FIG. 15

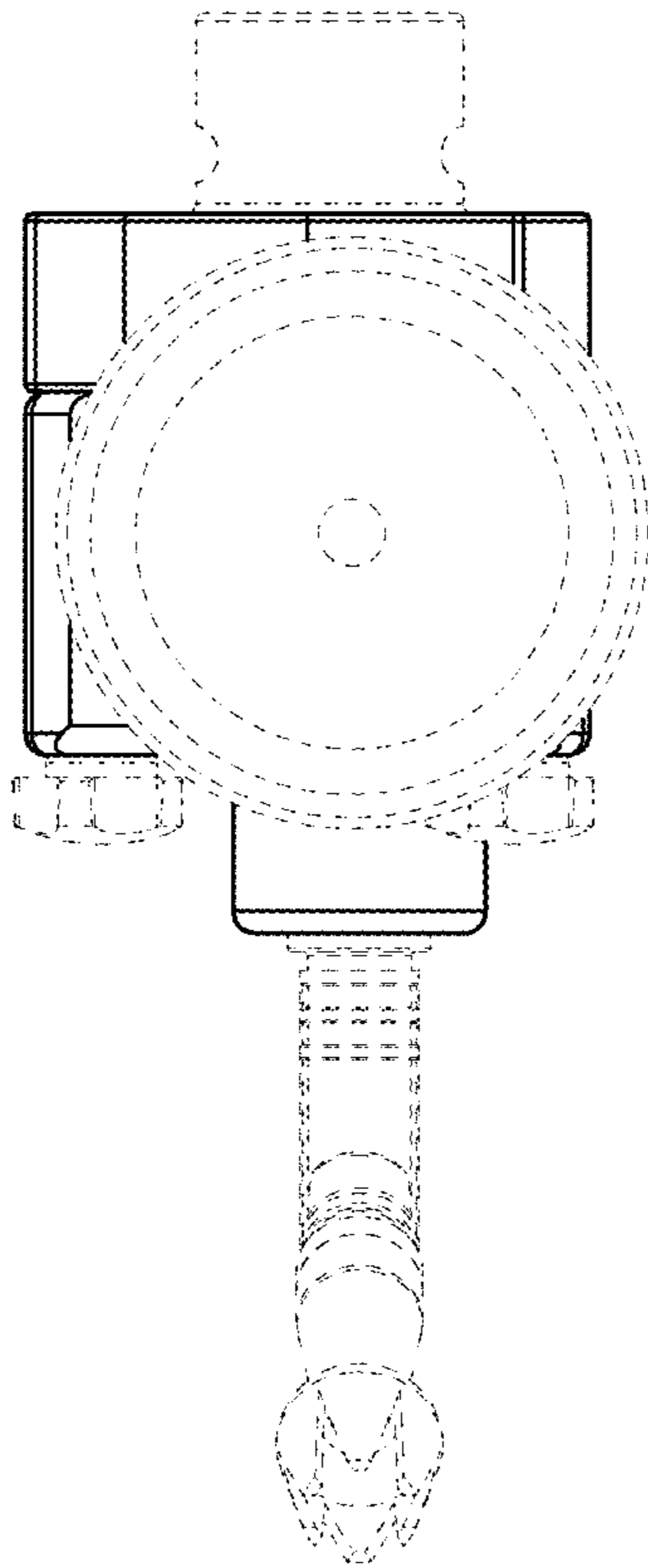


FIG. 16