



US00D966755S

(12) **United States Design Patent** (10) **Patent No.:** **US D966,755 S**  
**Sun** (45) **Date of Patent:** **\*\* Oct. 18, 2022**

(54) **TV CABINET**

OTHER PUBLICATIONS

(71) Applicant: **JINGNING MEIGE OPERATION MANAGEMENT CO., LTD**, Lishui (CN)

Farmhouse Sliding Barn Door TV Stand Entertainment Center Console For up 65" TVs, ebay.com, Retrieved Date: Aug. 22, 2022, p. 1, from <https://www.ebay.com/itm/224493778761?hash=item3444df3749:g:FT4AAOSwC1Jiqpn2&amdata=enc%3AAQAHA000MmiNGNRbhOO4D9SKvQBLGszWyLxrKZ2xj%2BsyqFW3hSINsYmnDw0jmP%2FwQ7OGpCLUY%2BsyqFW3hSINsYmnDw0jmP%2FwQ7OGpCLUY%2Bh-tNNpNoCkNLJQfDjWssOxZex5XYceKAxwQrmOYH7w8Fdf60%2Fgbvx5tEc0XUnpeTD8xg8xtueMLxsGT2ZumomaRqGF1XcQIG1NsgPFd%2FMd9mW1xFir%2FI%2Ba9151UBx8ybOv1WWq7-CFmPDix2WNrwMVv9CER%2BMWI2Pvy2jhD9AOiLYQX-7DpRnl1JjO35r8Yvh3D1%2B2DkbtOaoSg51JKw%3D%7Ctkp%3ABFBM6leSjdlg&var=523275626062> (Year: 2022).\*

(72) Inventor: **Jiada Sun**, Ningbo (CN)

\* cited by examiner

(73) Assignee: **JINGNING MEIGE OPERATION MANAGEMENT CO., LTD**, Lishui (CN)

*Primary Examiner* — Mimoso De

(\*\*) Term: **15 Years**

(21) Appl. No.: **29/806,906**

(22) Filed: **Sep. 8, 2021**

(51) **LOC (13) Cl.** ..... **06-04**

(52) **U.S. Cl.**  
USPC ..... **D6/657**

(58) **Field of Classification Search**  
USPC ..... D6/657, 661, 662, 662.1, 663, 664, D6/664.1, 671, 671.1, 671.2, 671.3, 671.4  
CPC ..... A47B 96/00; A47B 96/02; A47B 47/03; A47B 47/04; A47B 47/021; A47B 47/042; A47B 55/02; A47B 47/00; A47B 57/00; A47B 81/06; A47F 3/00  
See application file for complete search history.

(57) **CLAIM**

The ornamental design for a TV cabinet, as shown and described.

**DESCRIPTION**

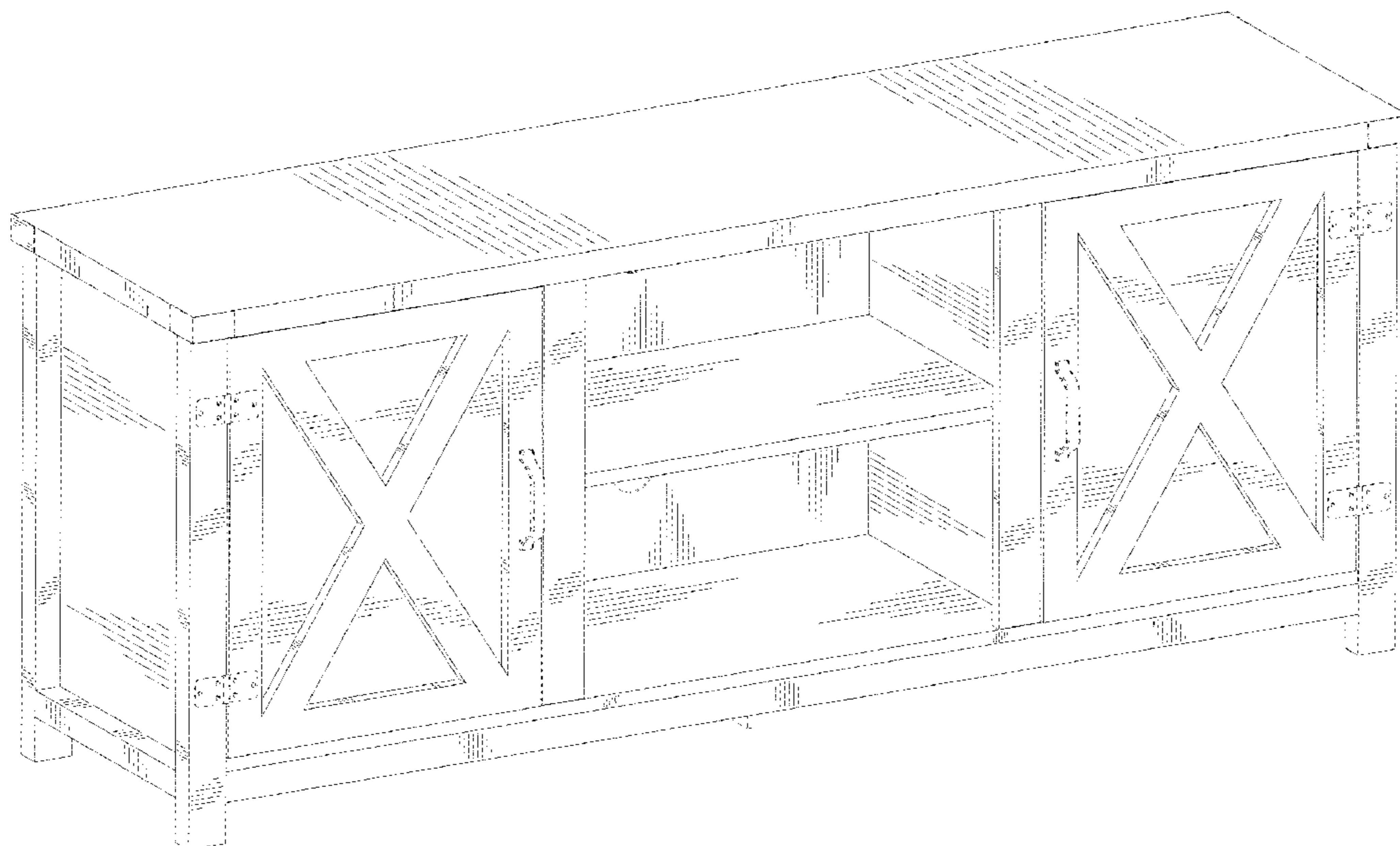
FIG. 1 is a perspective view of a TV cabinet showing my new design;  
FIG. 2 is another perspective view thereof;  
FIG. 3 is a front elevational view thereof;  
FIG. 4 is a rear elevational view thereof;  
FIG. 5 is a left side elevational view thereof;  
FIG. 6 is a right side elevational view thereof;  
FIG. 7 is a top plan view thereof; and,  
FIG. 8 is a bottom plan view thereof.  
The broken lines in the drawings depict portions of the TV cabinet that form no part of the claimed design.

(56) **References Cited**

**U.S. PATENT DOCUMENTS**

D457,755 S	5/2002	Sun et al.	
D507,428 S *	7/2005	Weatherly	D6/662.1
D615,776 S	5/2010	Bauchet	
D817,038 S *	5/2018	Davis	D6/657
D900,510 S *	11/2020	Davis	D6/657
D904,803 S *	12/2020	Davis	D6/657
D927,898 S *	8/2021	Davis	D6/661
D931,662 S *	9/2021	Davis	D6/657
D954,475 S *	6/2022	Packer	D6/657

**1 Claim, 8 Drawing Sheets**



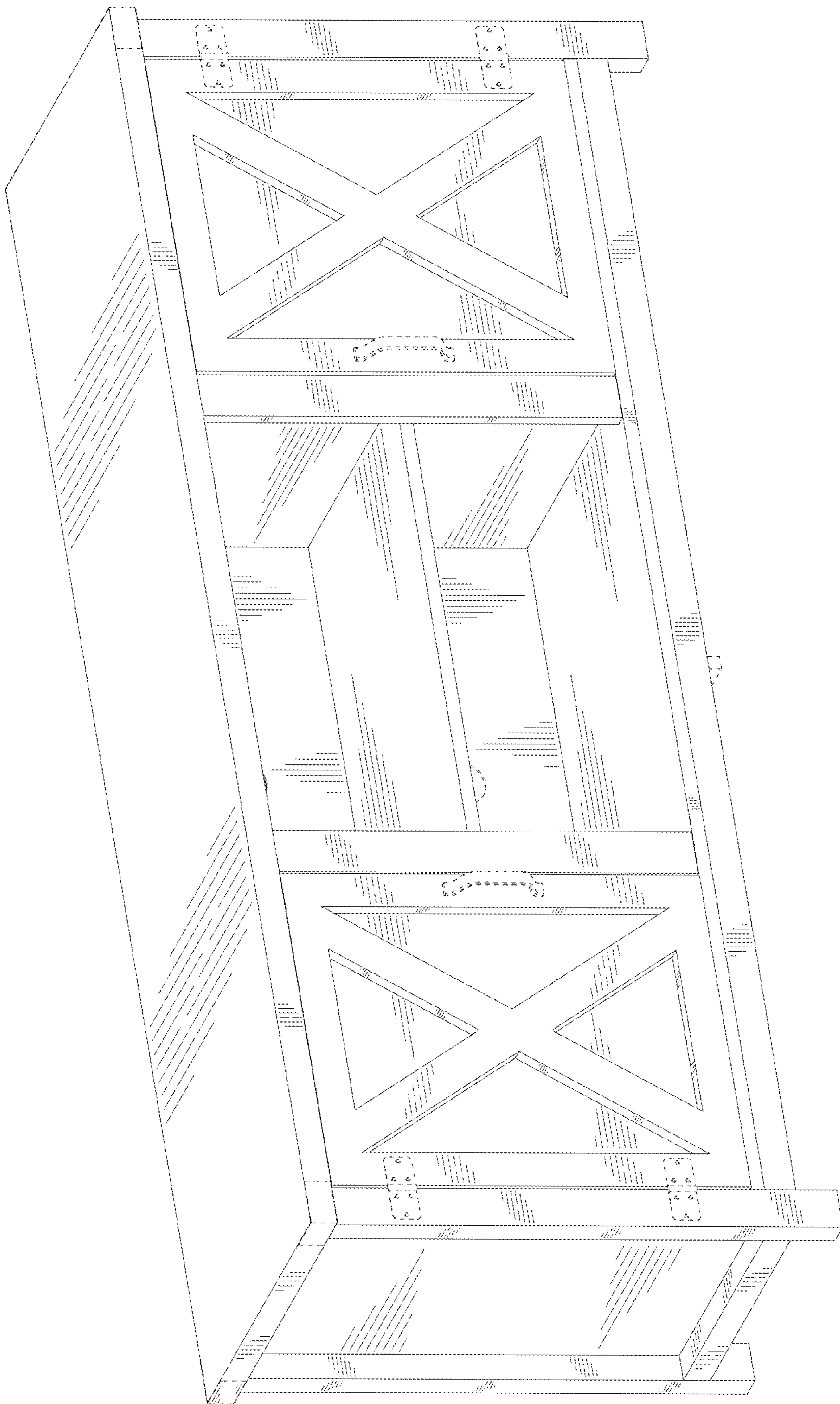


FIG. 1

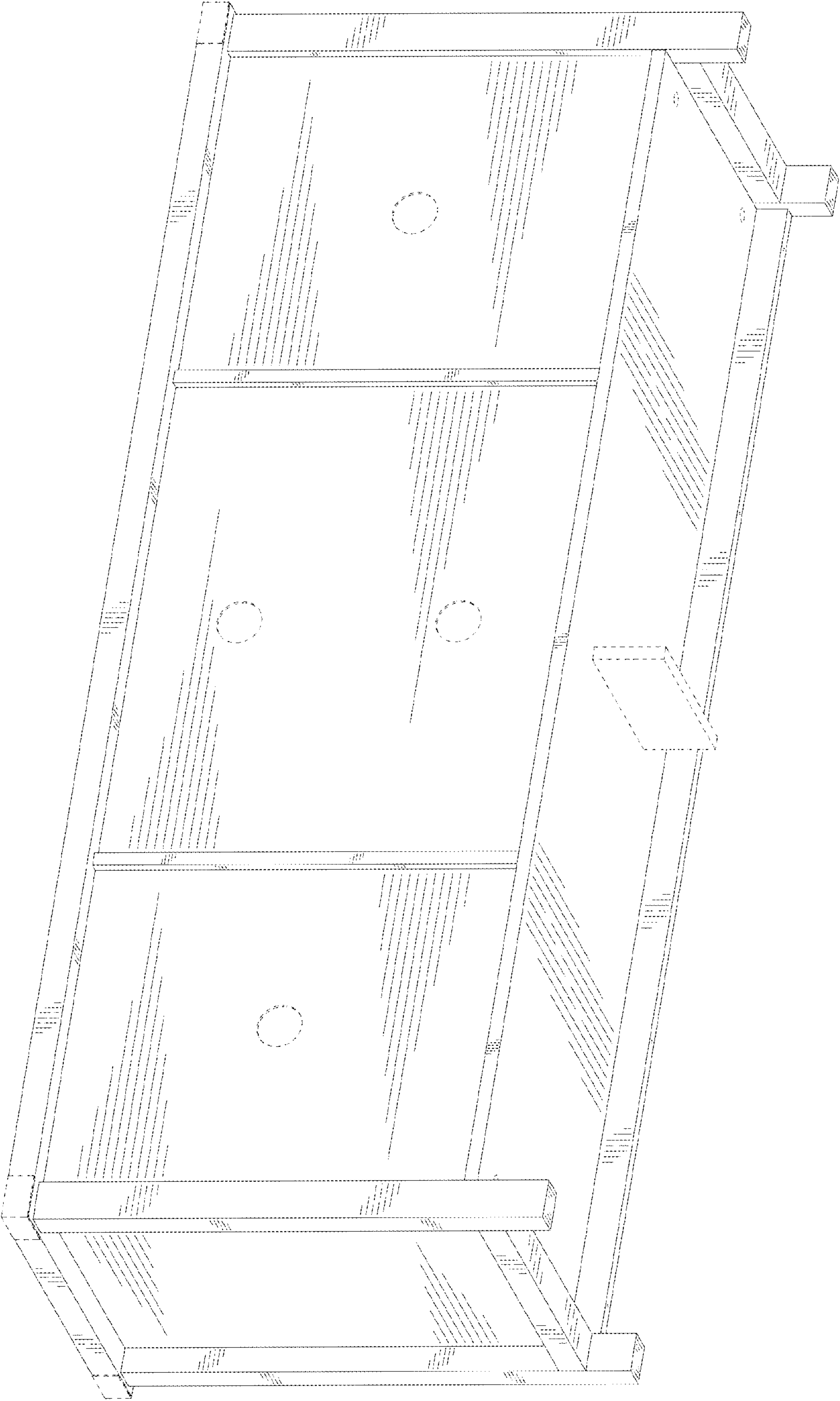


FIG. 2

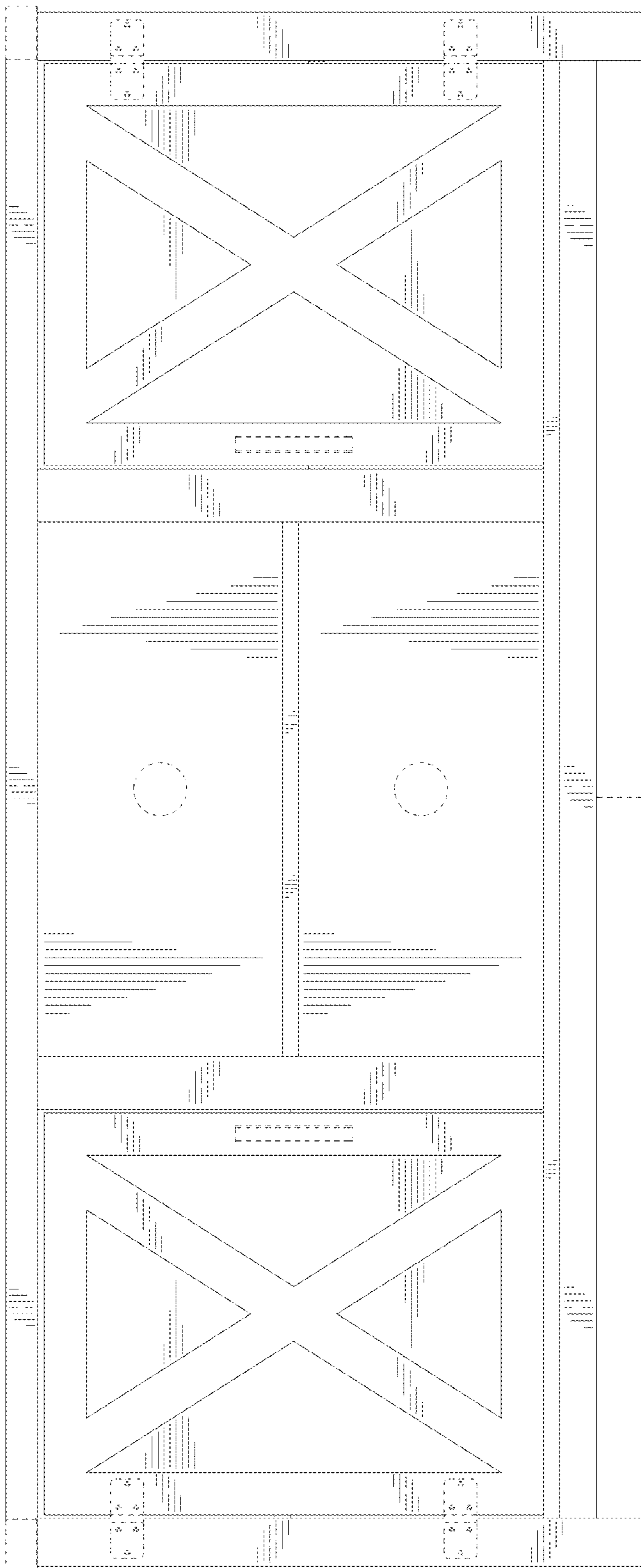


FIG. 3

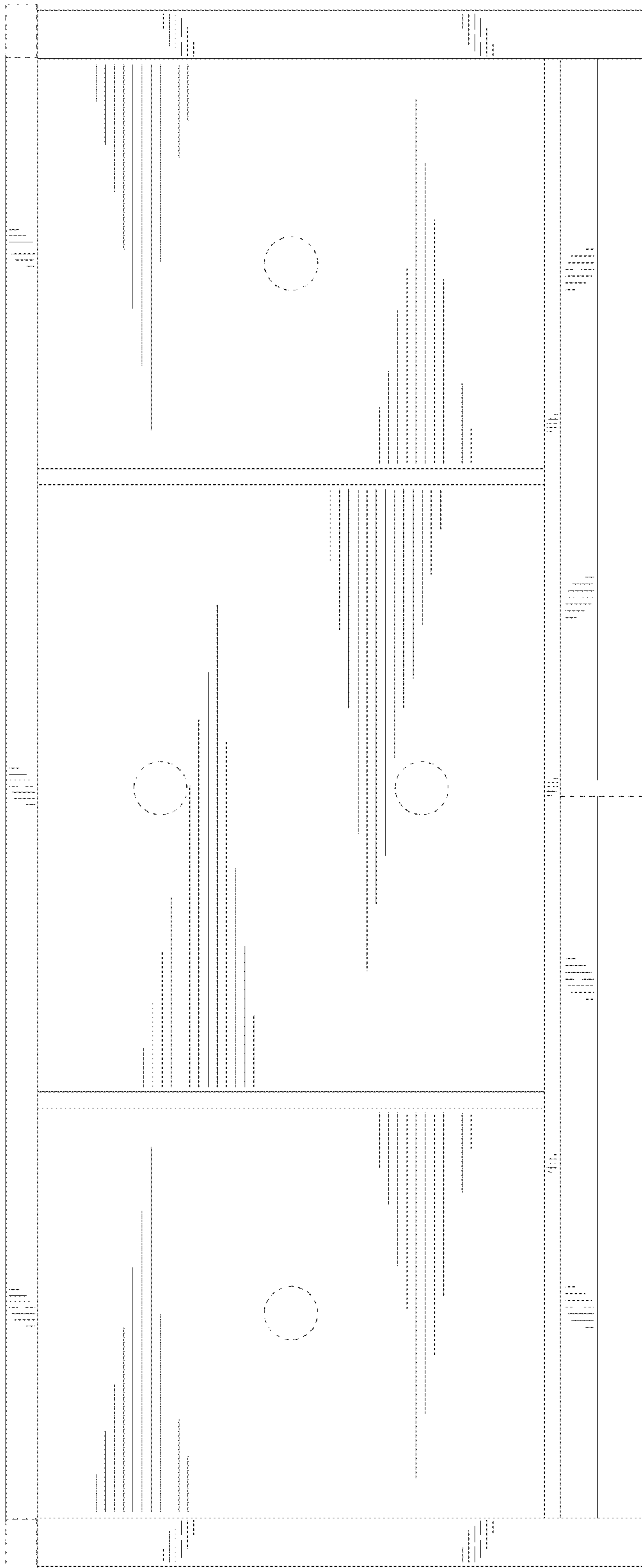


FIG. 4

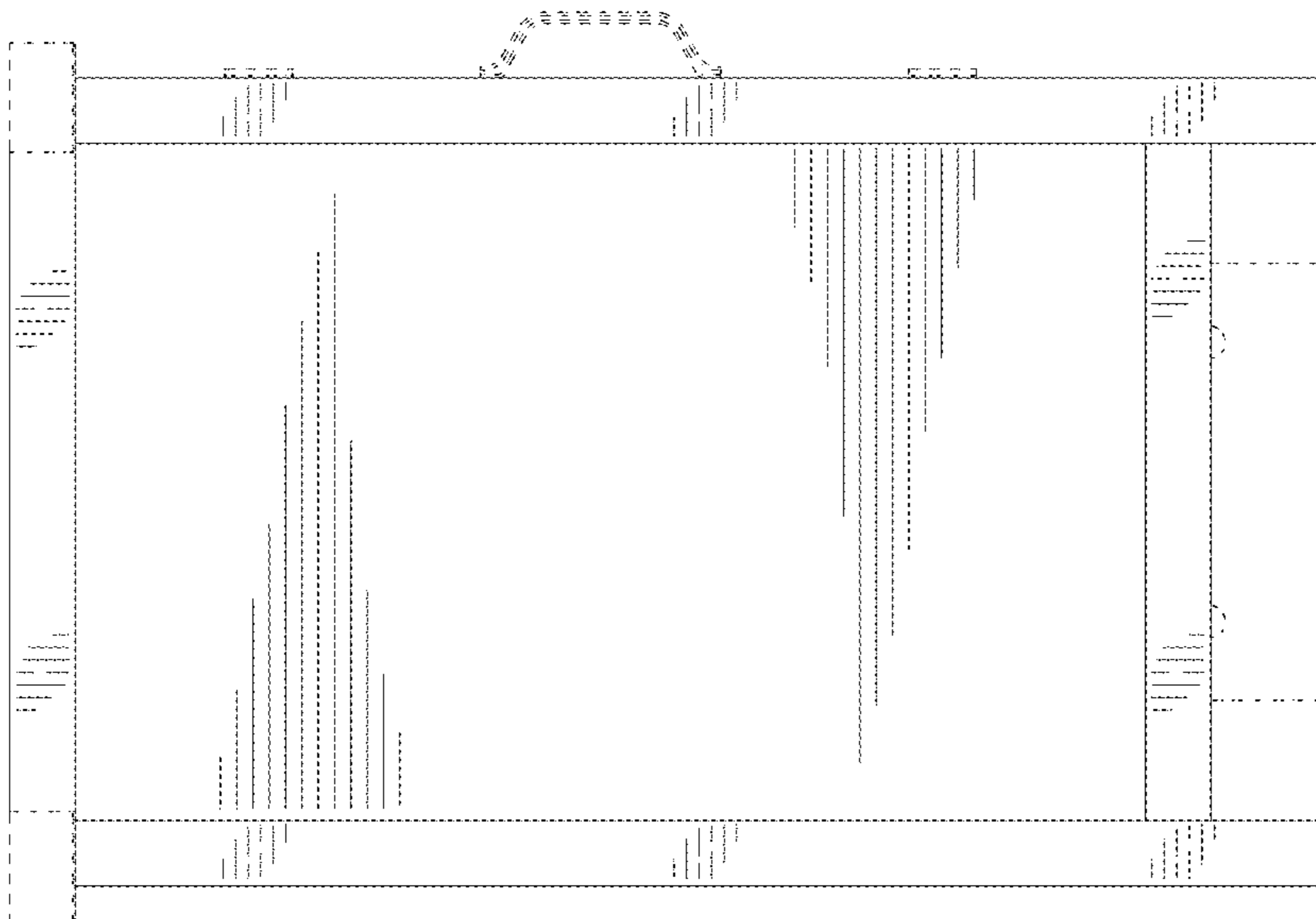


FIG. 5

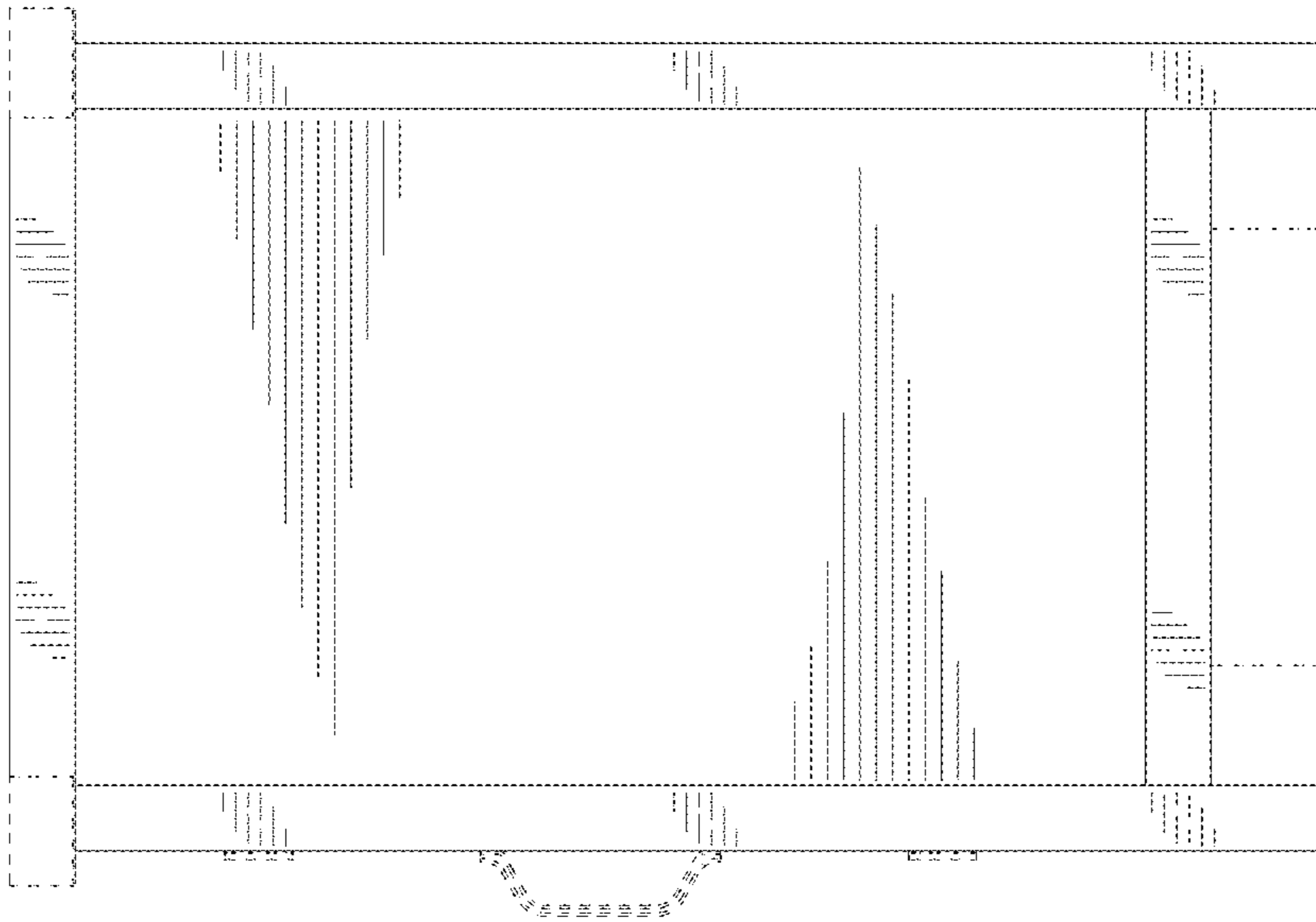


FIG. 6




FIG. 7






FIG. 8