



US00D966750S

(12) **United States Design Patent** (10) **Patent No.:** **US D966,750 S**
Chiang (45) **Date of Patent:** **** Oct. 18, 2022**

(54) **RECORDS RACK**

(71) Applicant: **MyGift Enterprise, LLC**, Woodinville, WA (US)

(72) Inventor: **Cliff Chiang**, Woodinville, WA (US)

(**) Term: **15 Years**

(21) Appl. No.: **29/750,613**

(22) Filed: **Sep. 15, 2020**

(51) **LOC (13) Cl.** **06-06**

(52) **U.S. Cl.**
USPC **D6/629**

(58) **Field of Classification Search**
USPC D34/14, 21; D6/407, 627, 628, 629, 672, D6/675, 675.1
CPC . B62B 1/06; B62B 1/264; B62B 11/00; A47F 1/087; A47F 5/0025; A47F 5/0031; A47F 7/0057; B25H 3/04

See application file for complete search history.

(56) **References Cited**

U.S. PATENT DOCUMENTS

D174,193 S *	3/1955	Pinkus	D34/21
D181,412 S *	11/1957	Fox	D34/21
D203,510 S *	1/1966	Murat	D34/21
D209,490 S *	12/1967	Baxter	D34/21
4,099,735 A *	7/1978	Becker, III	B62B 5/0006
			D34/21
D285,853 S *	9/1986	Hubert	D34/21

D285,991 S *	10/1986	Madsen	D6/675.1
D452,622 S *	1/2002	Udommahuntisuk	D6/629
D636,550 S *	4/2011	Molayem	D34/21
D697,285 S *	1/2014	Greenspon	D34/21
D734,914 S *	7/2015	Tsai	D34/21
D752,906 S *	4/2016	Gunderson	D6/675.1
D758,688 S *	6/2016	Nai	D34/12
D809,730 S *	2/2018	Churchvara	D34/21
D831,292 S *	10/2018	Thuma	D34/12
D878,700 S *	3/2020	Dardashti	D34/14
D898,319 S *	10/2020	Strandmark	D34/21
D922,021 S *	6/2021	Phillips	D34/21
2020/0180671 A1 *	6/2020	Cao	B62B 3/025

* cited by examiner

Primary Examiner — Kelley A Donnelly

(74) *Attorney, Agent, or Firm* — Dean A. Craine, P.S.

(57) **CLAIM**

The ornamental design for a records rack, as shown and described.

DESCRIPTION

FIG. 1 is a front perspective view of a records rack showing my new design.

FIG. 2 is a front elevational view, the rear elevational view being a mirror image thereof.

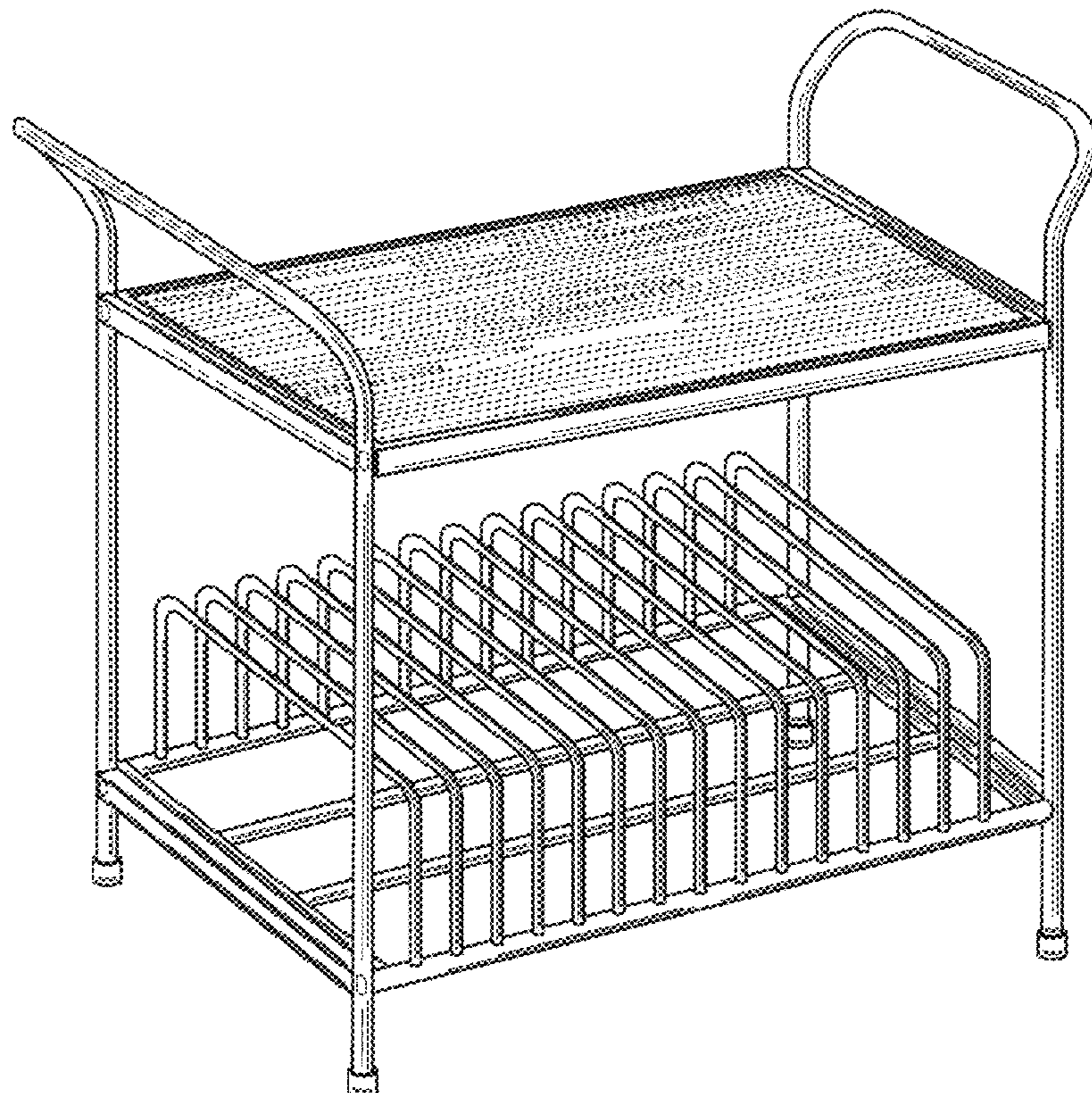
FIG. 3 is a top plan view thereof.

FIG. 4 is a bottom plan view thereof; and,

FIG. 5 is a left-side elevational view, the right-side elevational view being a mirror image thereof.

The broken lines form no part of the claimed design.

1 Claim, 5 Drawing Sheets



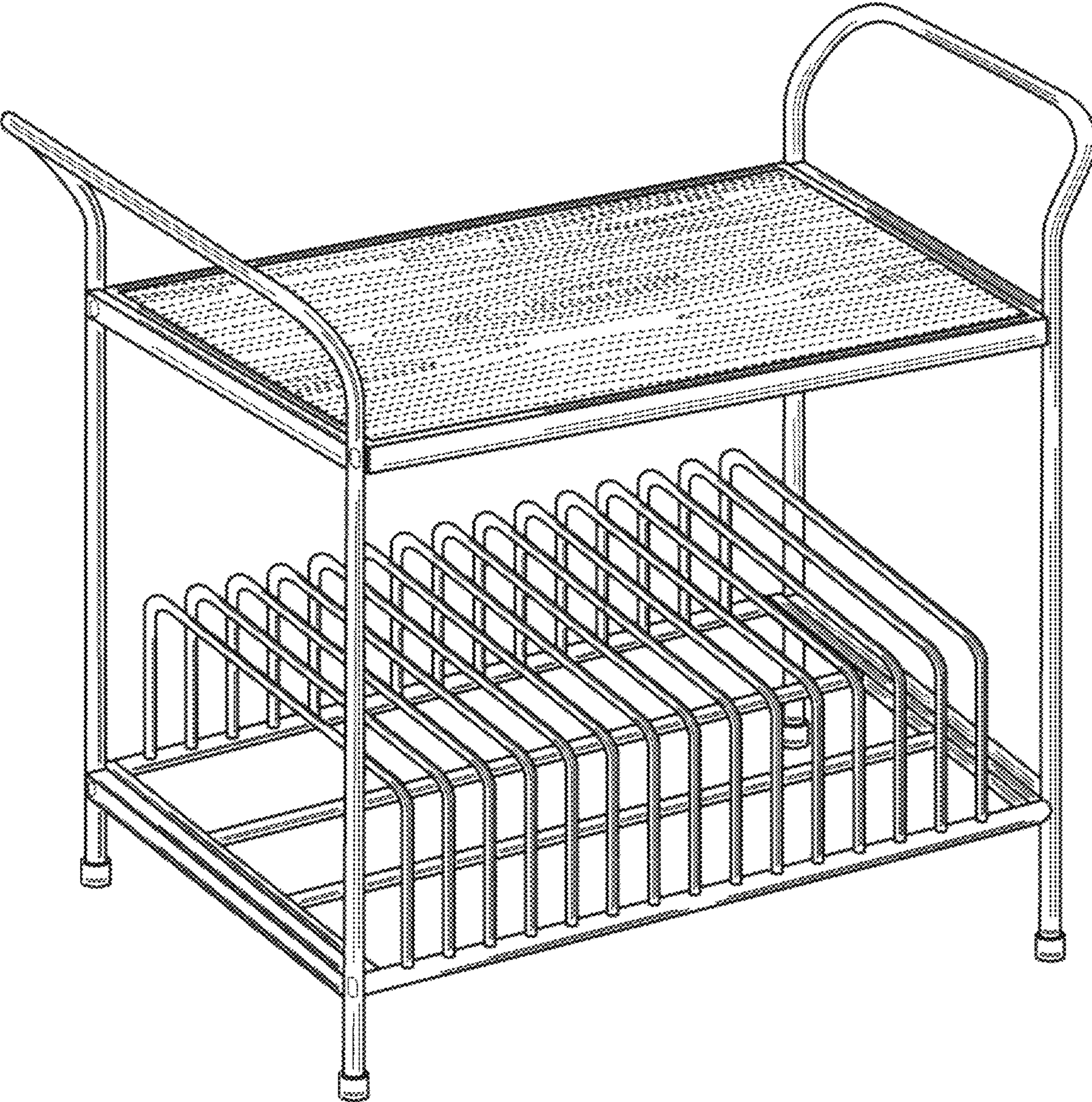


FIG. 1

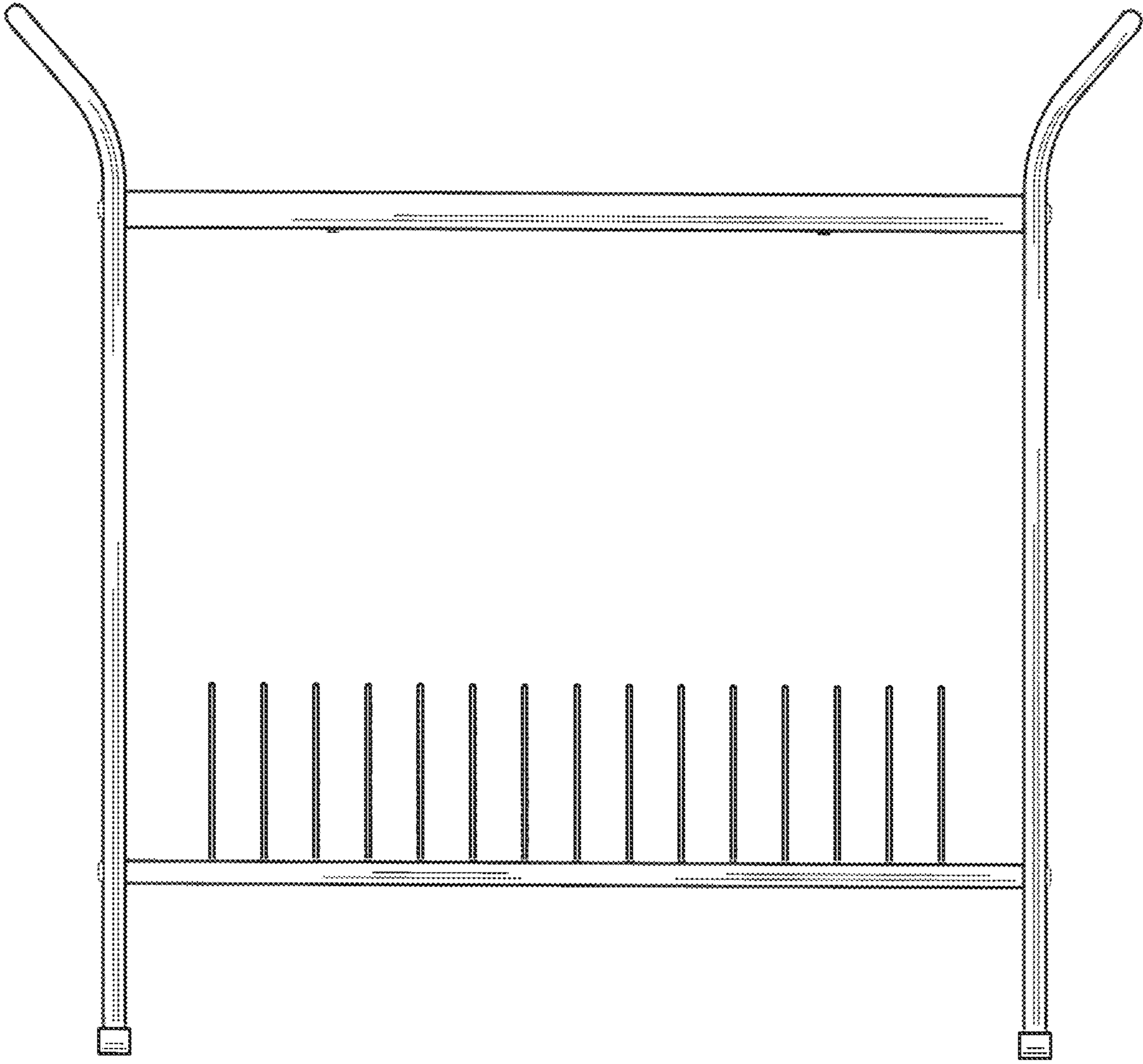


FIG. 2

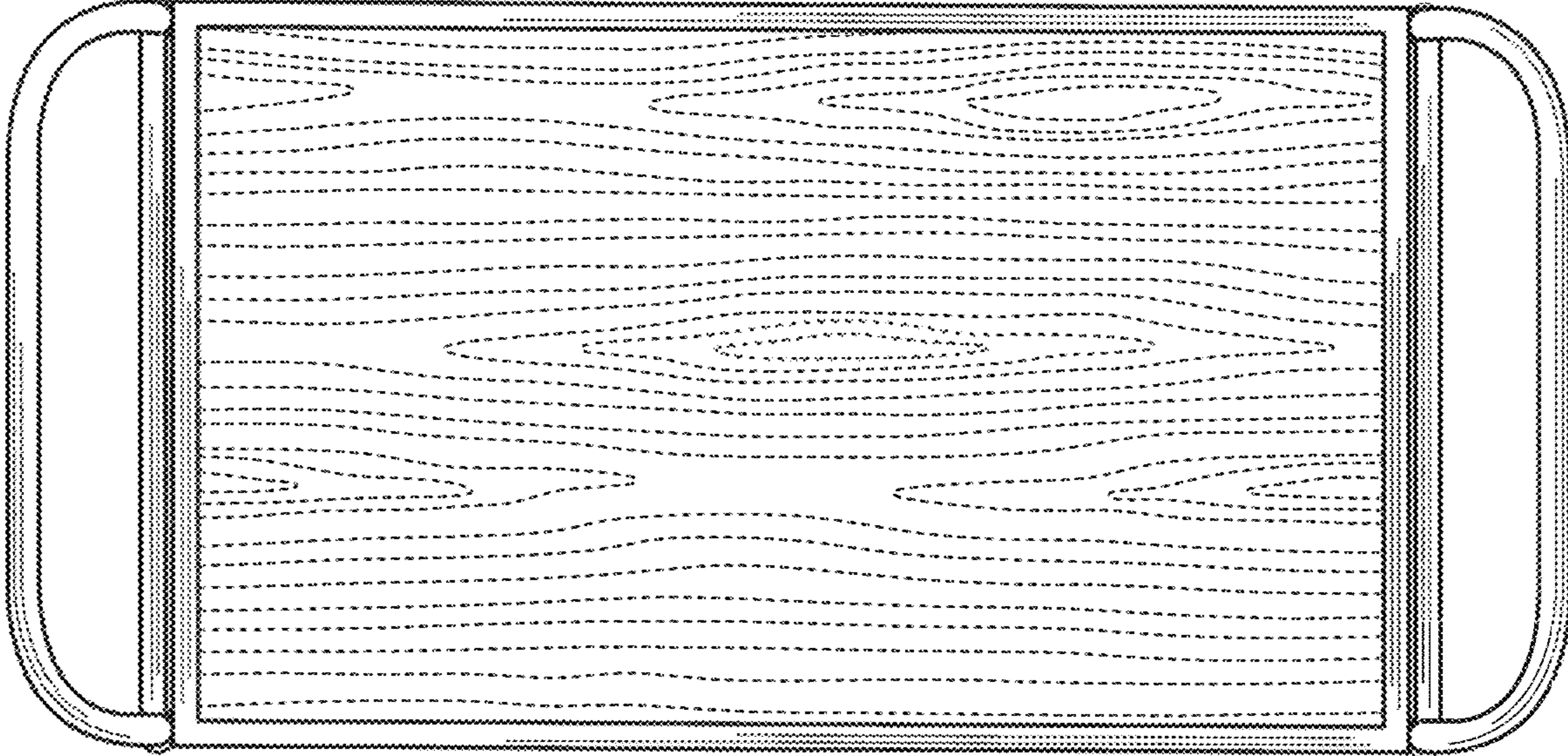


FIG. 3

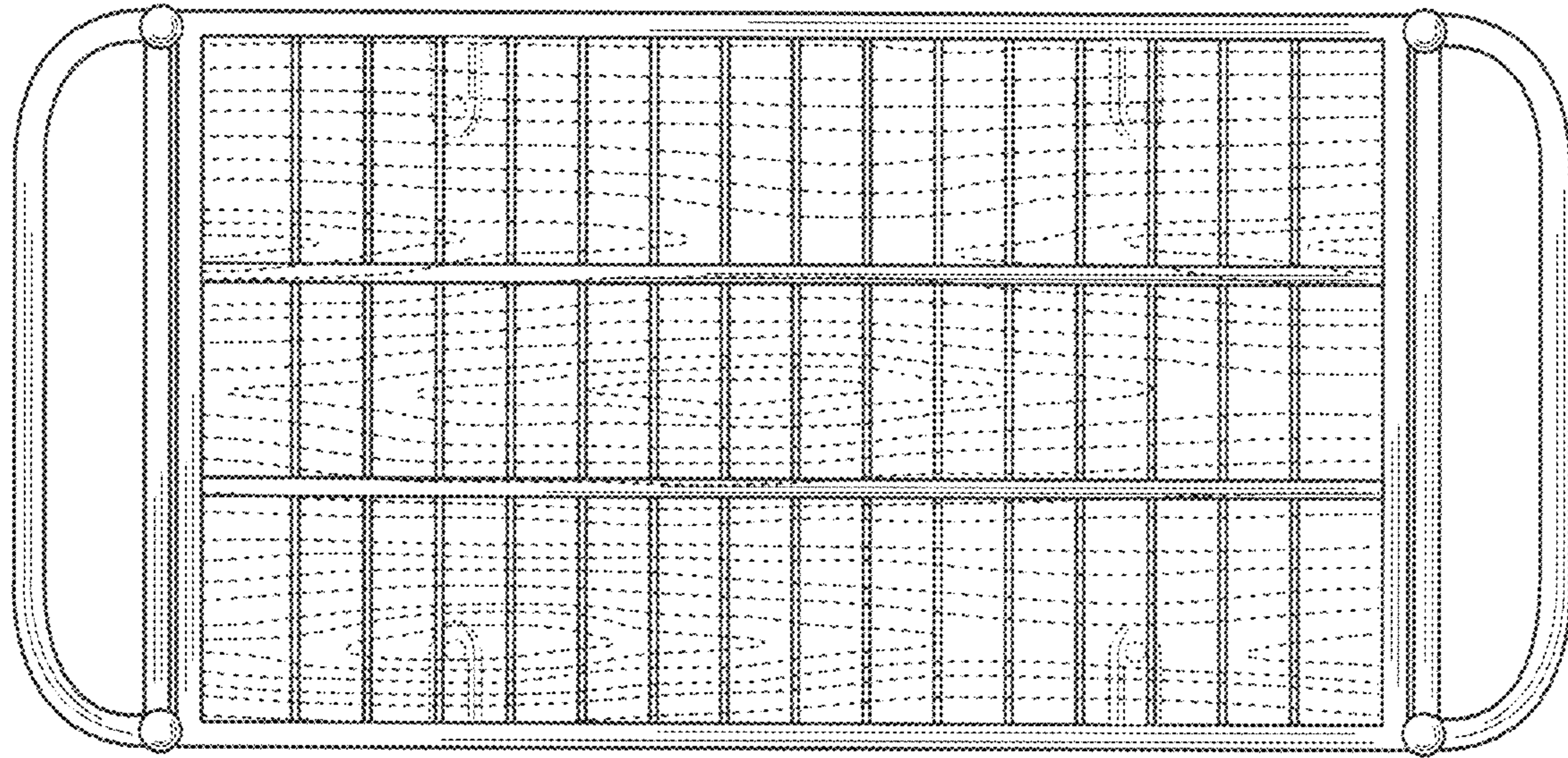


FIG. 4




FIG. 5