

US00D966744S

(12) **United States Design Patent** (10) **Patent No.:** **US D966,744 S**
Fu (45) **Date of Patent:** **** Oct. 18, 2022**

(54) **U-SHAPED PILLOW**
(71) Applicant: **Fangyan Fu**, Shenzhen (CN)
(72) Inventor: **Fangyan Fu**, Shenzhen (CN)
(**) Term: **15 Years**
(21) Appl. No.: **29/799,196**
(22) Filed: **Jul. 13, 2021**
(51) **LOC (13) Cl.** **06-09**
(52) **U.S. Cl.**
USPC **D6/601**
(58) **Field of Classification Search**
USPC D6/595-611; D24/183, 184
CPC B60N 2/00; B60N 2/7029; B60N 2/7035;
B60N 2/64; A47G 9/10; A47G 9/1027;
A47G 2009/1018; A47C 16/00; A47C
7/18; A47C 7/021; A47C 7/425; A47C
7/029
See application file for complete search history.

D878,808 S * 3/2020 Denat D6/601
D881,605 S * 4/2020 Chen D6/601
D896,001 S * 9/2020 Estorco D6/601
D899,819 S * 10/2020 Sutton D6/601
D911,067 S * 2/2021 Little D6/601
D920,716 S * 6/2021 Yan
D923,363 S * 6/2021 Brandy D6/601
D952,372 S * 5/2022 Yang D6/604
11,324,338 B2 * 5/2022 Ross A47D 15/003
2012/0144590 A1 * 6/2012 Sharp A47C 7/383
5/639
2013/0219624 A1 * 8/2013 Soffer A45C 9/00
5/636
2014/0007351 A1 * 1/2014 Cohen A47G 9/0253
5/639
2017/0042332 A1 * 2/2017 Atkinson A47C 7/383

* cited by examiner

Primary Examiner — Jennifer L Rempfer
(74) *Attorney, Agent, or Firm* — Justin Lampel

(57) **CLAIM**

The ornamental design for a U-shaped pillow, as shown and described.

(56) **References Cited**

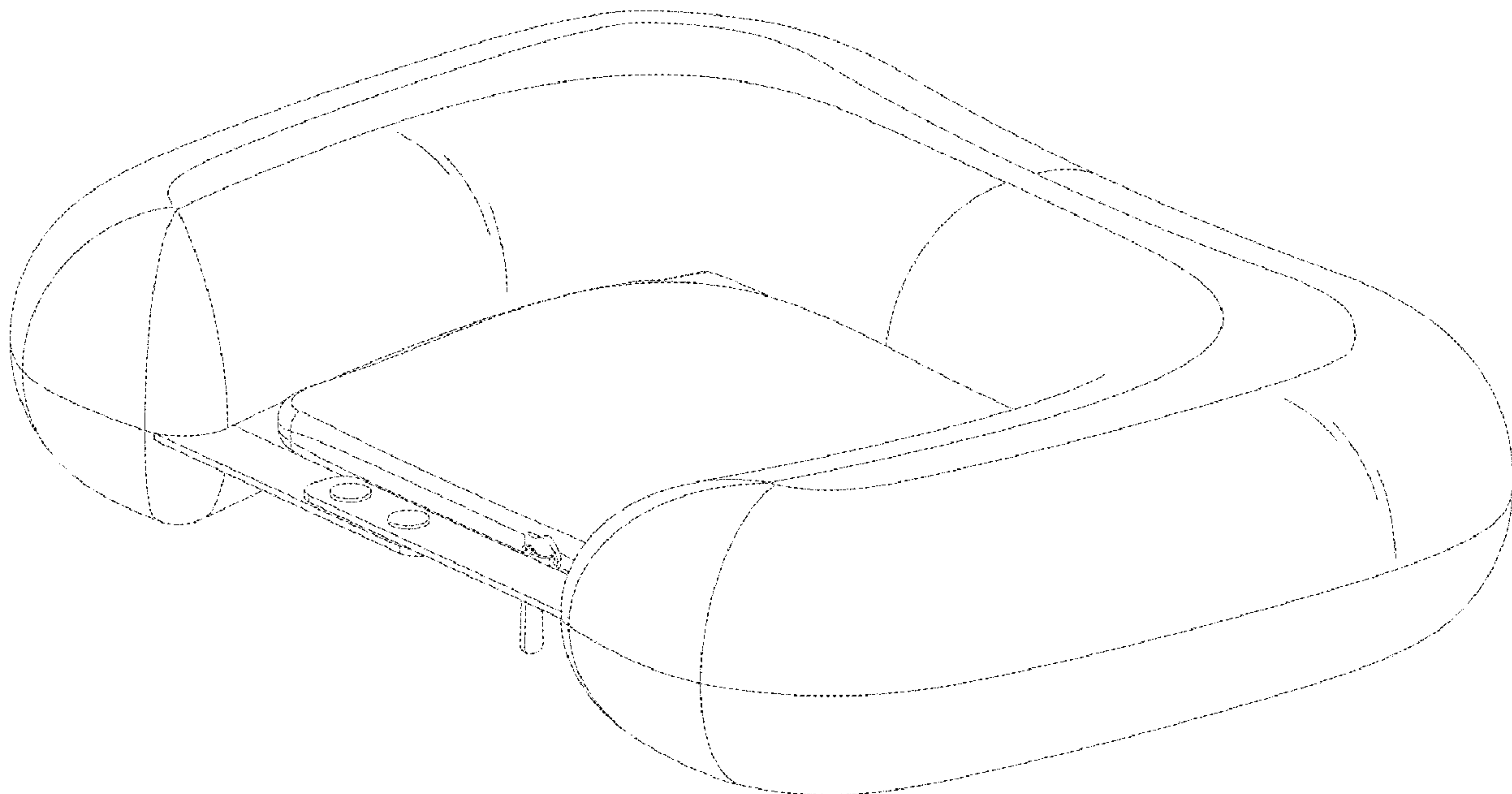
U.S. PATENT DOCUMENTS

D522,300 S * 6/2006 Roberts A47C 7/383
D6/601
D796,869 S * 9/2017 Higashi D6/601
D817,031 S * 5/2018 Denat D6/601
D818,653 S * 5/2018 Song D6/601
D849,452 S * 5/2019 Rabe D6/604
D856,029 S * 8/2019 Virissimo D6/601
D863,828 S * 10/2019 Smith D6/604
D872,503 S * 1/2020 Little D6/601
D873,052 S * 1/2020 Blanc D6/601

DESCRIPTION

FIG. 1 is a perspective view of a U-shaped pillow showing the claimed design;
FIG. 2 is a top plan view thereof;
FIG. 3 is a left side view thereof;
FIG. 4 is a front elevational view thereof;
FIG. 5 is a right side view thereof;
FIG. 6 is a rear elevational view thereof; and,
FIG. 7 is a bottom plan view thereof.

1 Claim, 7 Drawing Sheets



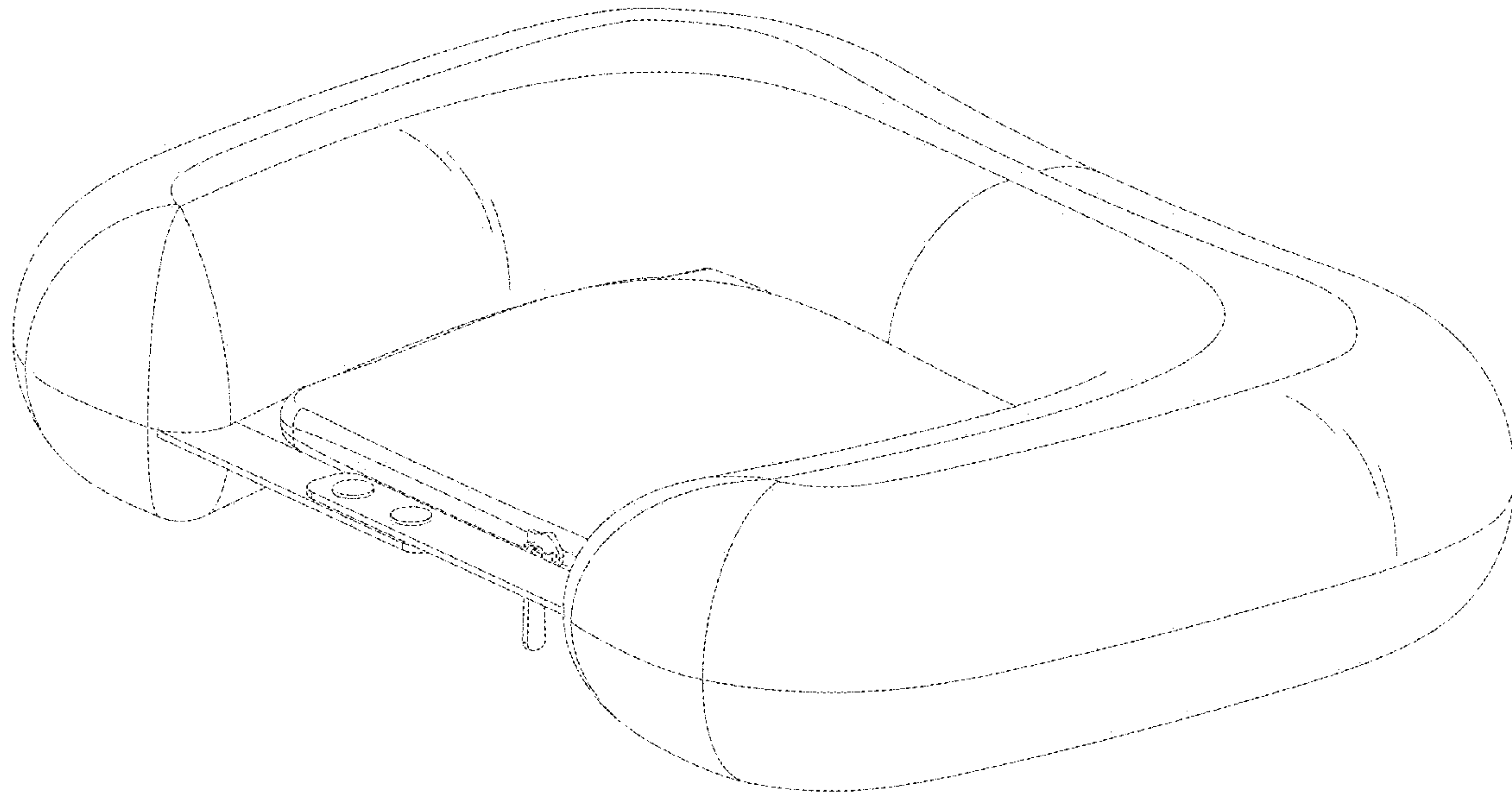


FIG.1




FIG. 2



FIG.3

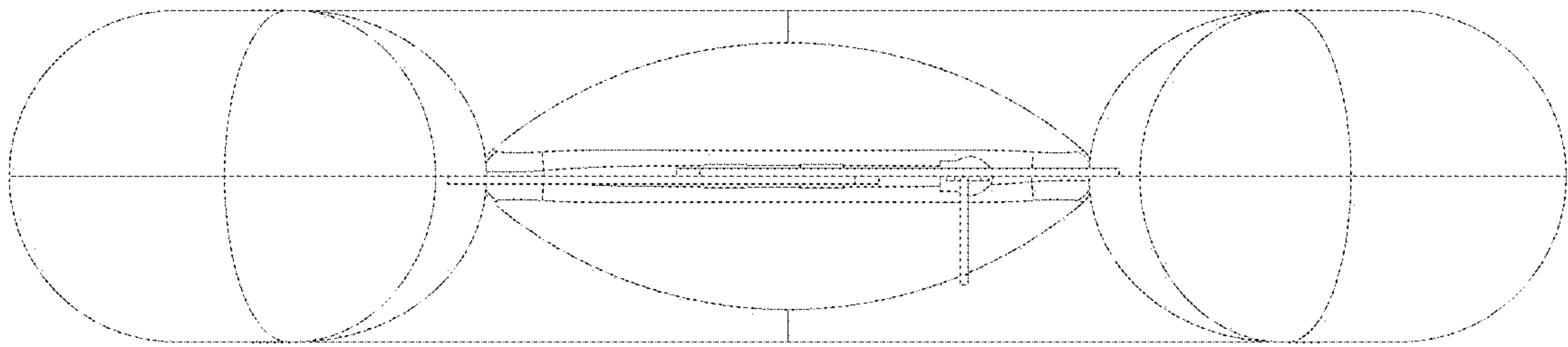


FIG.4



FIG.5

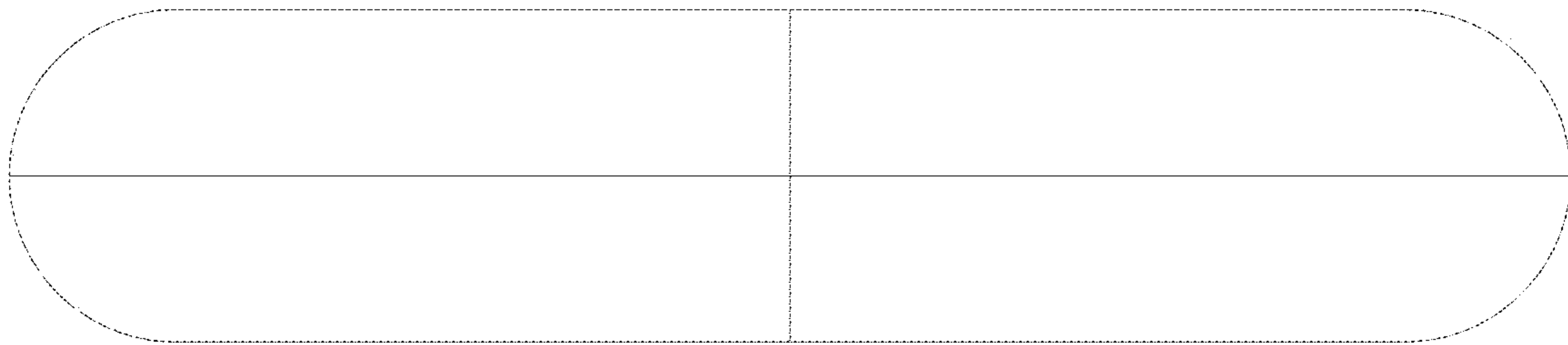


FIG.6

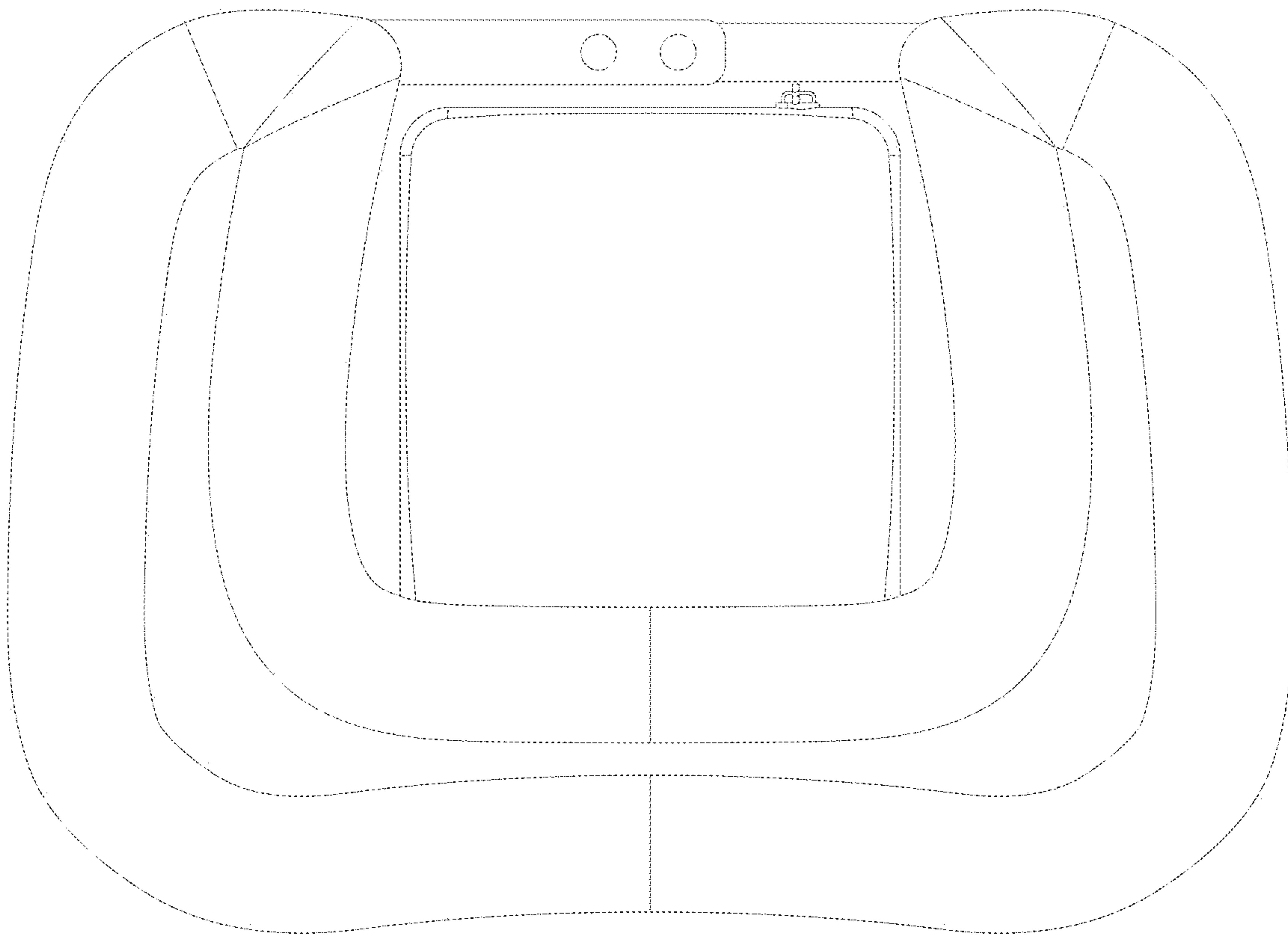


FIG. 7