



US00D966743S

(12) **United States Design Patent** (10) **Patent No.:** **US D966,743 S**  
**Liu** (45) **Date of Patent:** **\*\* Oct. 18, 2022**

(54) **MASSAGE PILLOW**  
(71) Applicant: **Guangdong Travelmall Health Technology Co., Ltd.**, Guangdong (CN)  
(72) Inventor: **Zhiming Liu**, Guangdong (CN)  
(73) Assignee: **GUANGDONG TRAVELMALL HEALTH TECHNOLOGY CO., LTD.**, Dongguan (CN)

D875,438 S \* 2/2020 Liu ..... D6/601  
D878,808 S \* 3/2020 Denat ..... D6/601  
D897,735 S \* 10/2020 Chen ..... D6/601  
D898,419 S \* 10/2020 Liu ..... D6/601  
D899,812 S \* 10/2020 Sternlight ..... D6/601  
D899,818 S \* 10/2020 Qu ..... D6/601  
D902,628 S \* 11/2020 Lian ..... D6/604  
D906,734 S \* 1/2021 Liang ..... D6/601  
D913,726 S \* 3/2021 Jiao ..... D6/601  
D914,399 S \* 3/2021 Huang ..... D6/601

(Continued)

**FOREIGN PATENT DOCUMENTS**

(\*\*) Term: **15 Years** CN 305069116 \* 3/2019

(21) Appl. No.: **29/751,707**

**OTHER PUBLICATIONS**

(22) Filed: **Sep. 23, 2020**

Vmiya Neck Pillow Massager, Amazon product page. Date published: Jan. 23, 2022, Date accessed: Jul. 18, 2022, Available on the Internet URL: <https://www.amazon.com/Neck-Pillow-Massager-Rechargeable-Inflatable/dp/B09NQXDNXZ/> (Year: 2022).\*

(30) **Foreign Application Priority Data**

Apr. 13, 2020 (CN) ..... 202030145082.5

(51) **LOC (13) Cl.** ..... **06-13**

(52) **U.S. Cl.**  
USPC ..... **D6/601**

(58) **Field of Classification Search**  
USPC ..... D6/601, 604-606; D24/191  
CPC ..... A47C 27/00; A47C 20/021; A47C 27/12;  
A47C 7/383; A47G 9/1081  
See application file for complete search history.

*Primary Examiner* — S. Bryan Reinholdt, Jr.  
*Assistant Examiner* — Julia S Folkart  
(74) *Attorney, Agent, or Firm* — Shimokaji IP

(57) **CLAIM**

The ornamental design for a massage pillow, as shown and described.

(56) **References Cited**

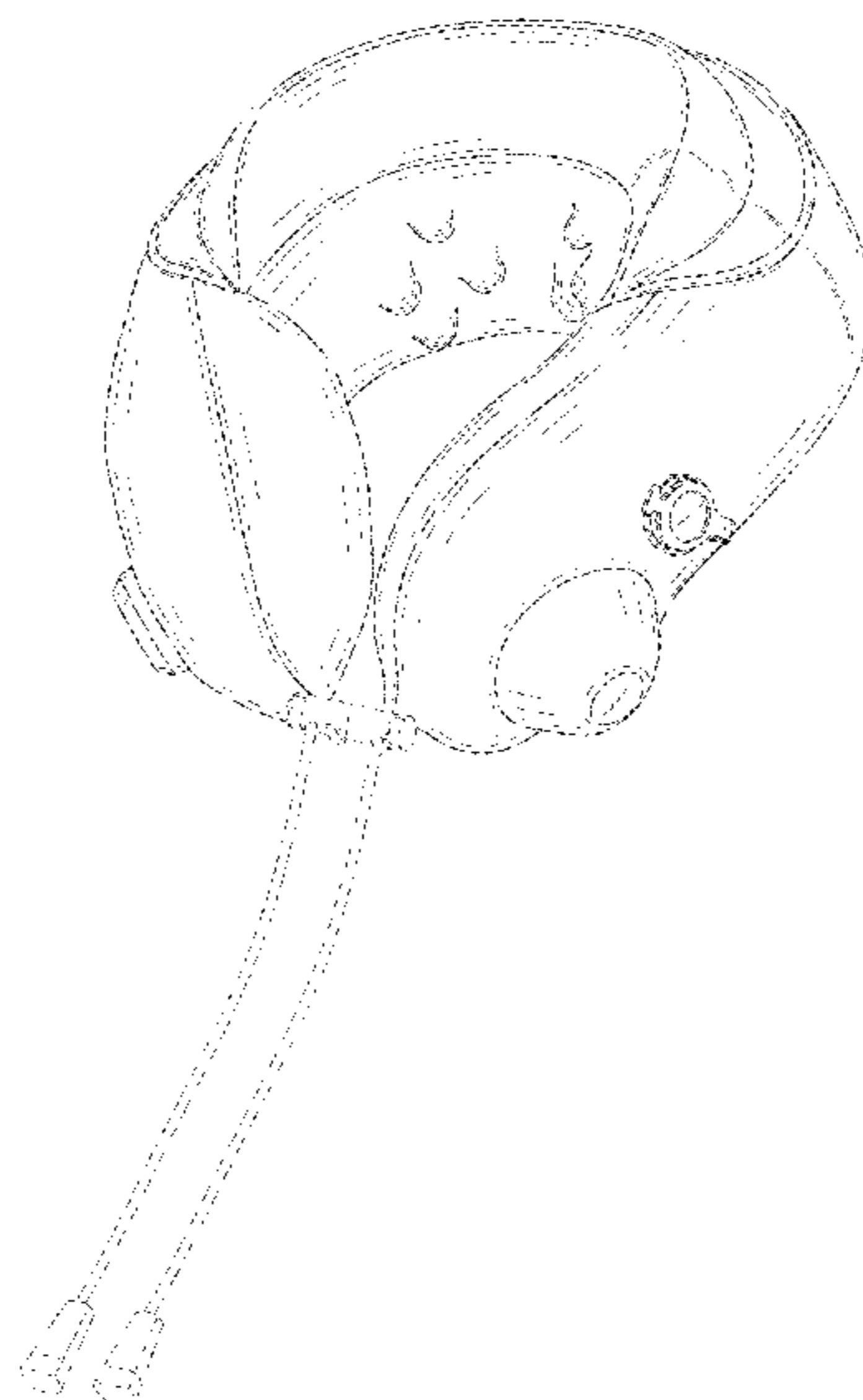
**DESCRIPTION**

**U.S. PATENT DOCUMENTS**

8,144,913 B1 \* 3/2012 Myles, Jr. .... A47C 7/383  
381/334  
8,661,587 B1 \* 3/2014 Leach ..... A47D 13/08  
5/655  
D796,231 S \* 9/2017 Levin ..... D6/601  
D811,775 S \* 3/2018 Yaish ..... D6/601  
D841,364 S \* 2/2019 Yu ..... D6/601  
D846,913 S \* 4/2019 Liu ..... D6/601  
D850,155 S \* 6/2019 Liu ..... D6/601  
D854,355 S \* 7/2019 Lei ..... D6/604

FIG. 1 is a front elevation view of a massage pillow;  
FIG. 2 is a rear elevation view of FIG. 1;  
FIG. 3 is a left side elevation view of FIG. 1;  
FIG. 4 is a right side elevation view of FIG. 1;  
FIG. 5 is a top plan view of FIG. 1;  
FIG. 6 is a bottom plan view of FIG. 1; and,  
FIG. 7 is a perspective view of FIG. 1.  
In the drawings, the broken lines represent portions of the article which form no part of the claimed design.

**1 Claim, 6 Drawing Sheets**



(56)

**References Cited**

U.S. PATENT DOCUMENTS

D920,008 S *	5/2021	Lopez .....	D6/609
D922,796 S *	6/2021	Yu .....	D6/601
D923,361 S *	6/2021	Federl .....	D6/601
D944,561 S *	3/2022	Richardson .....	D6/601

\* cited by examiner

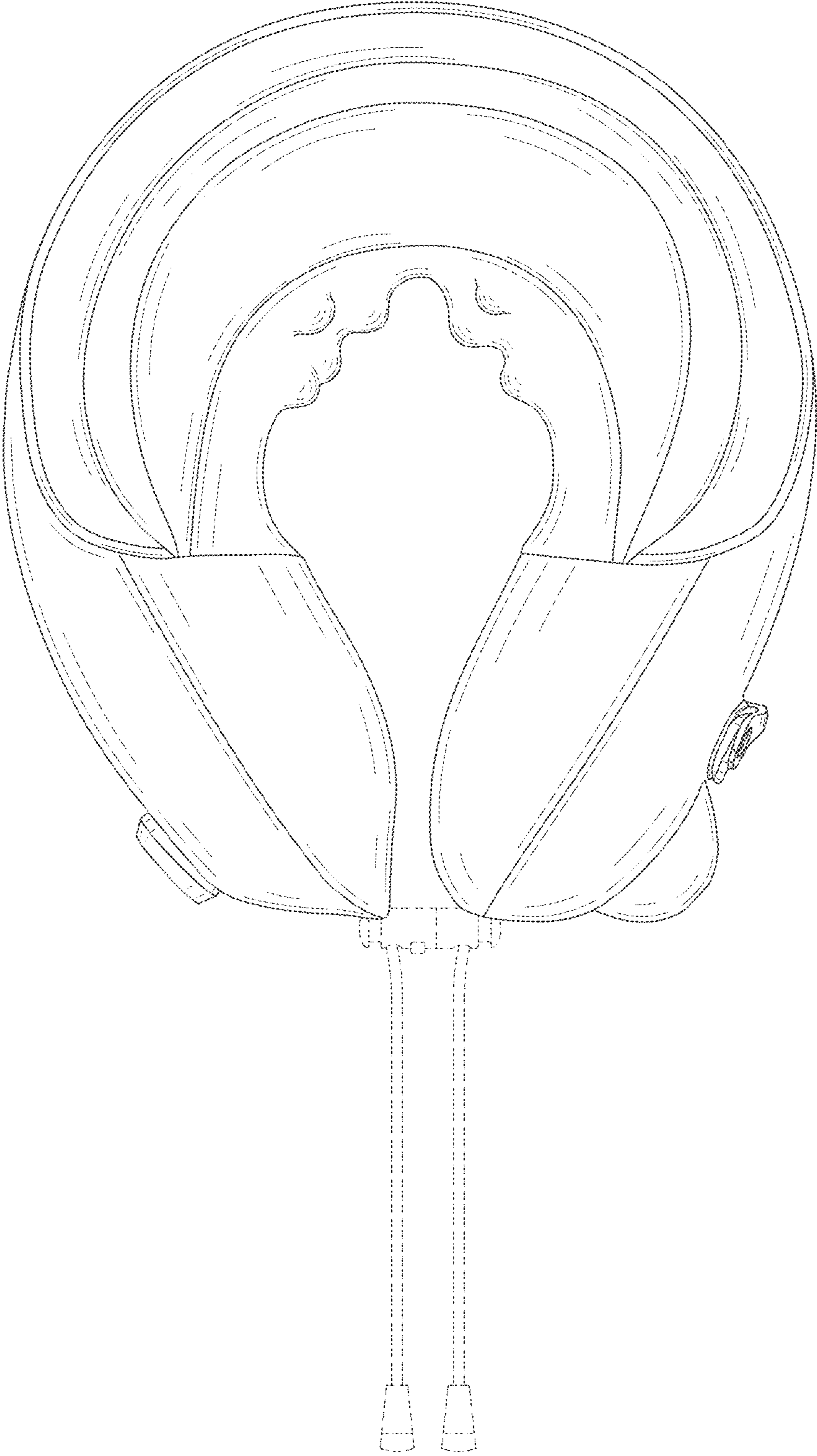


FIG. 1

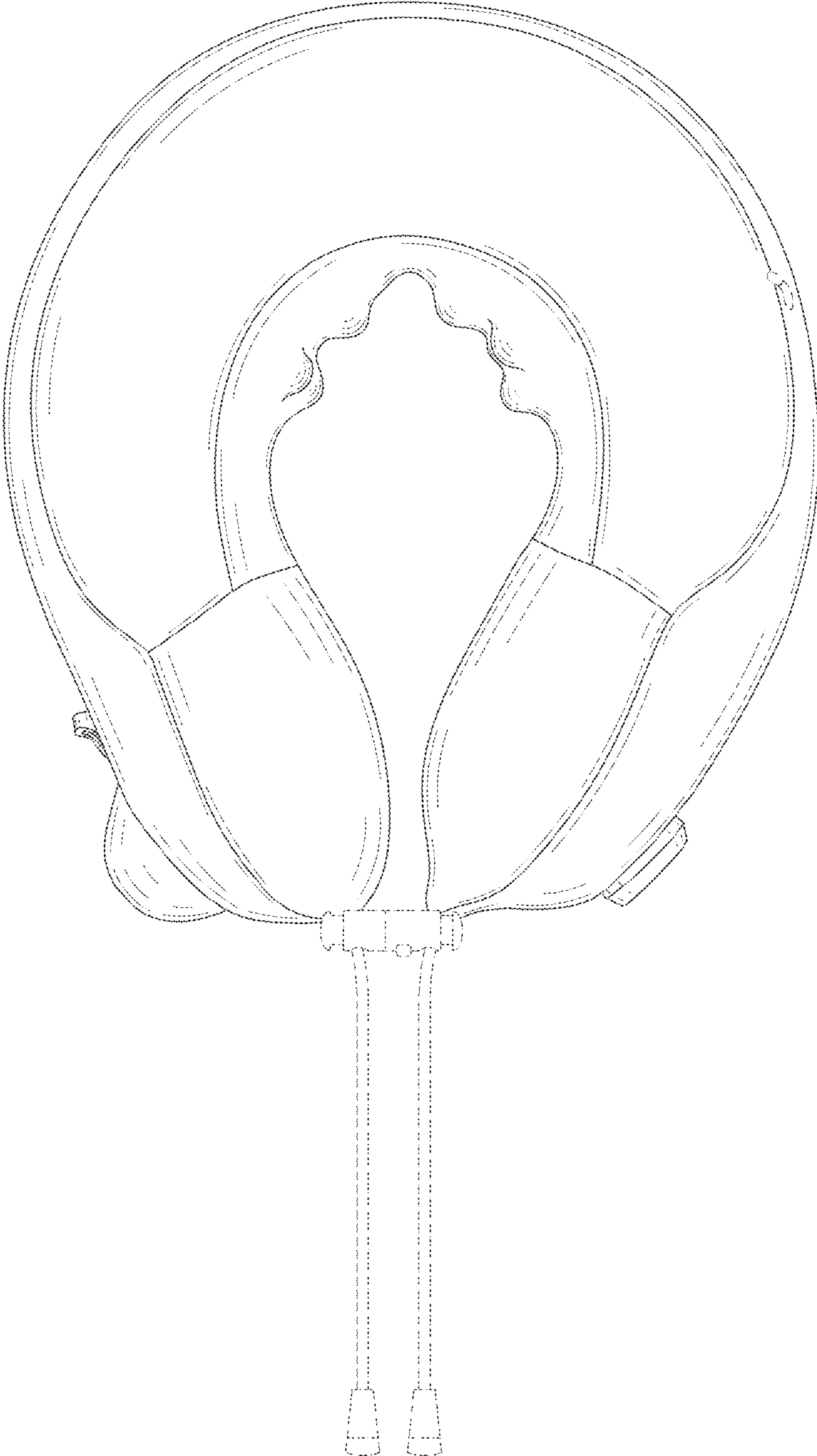


FIG.2

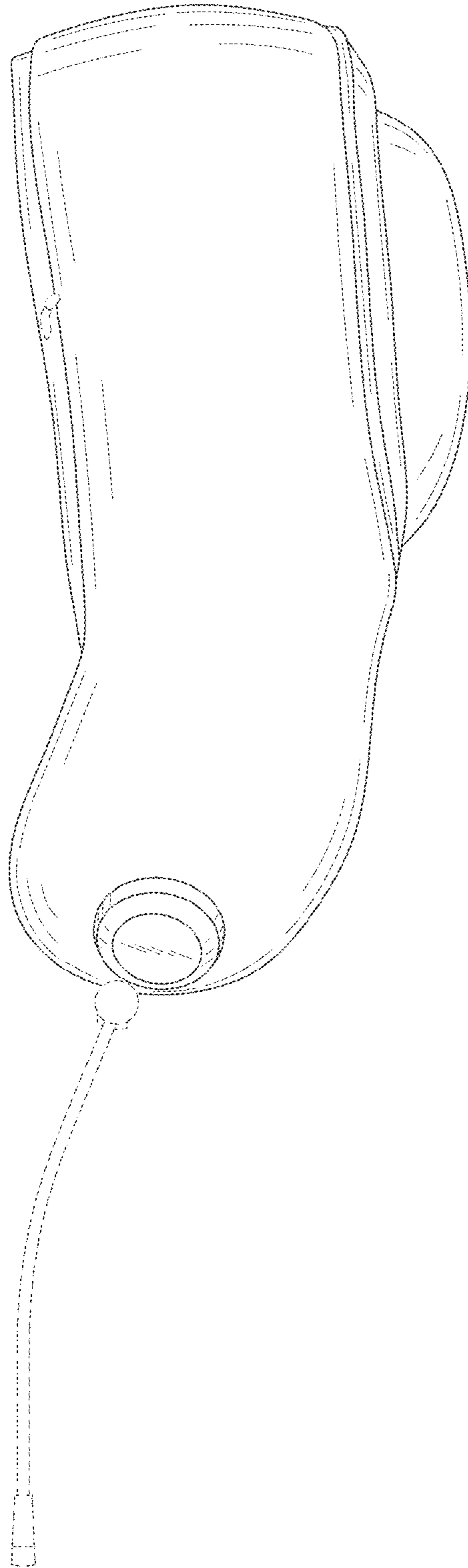


FIG.3

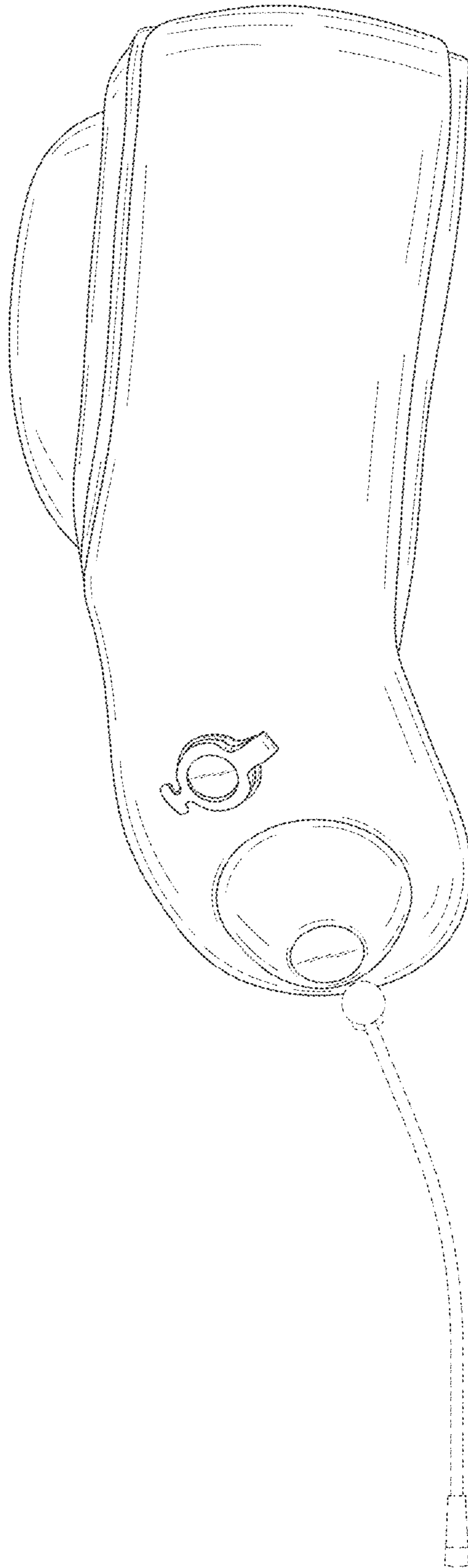


FIG.4

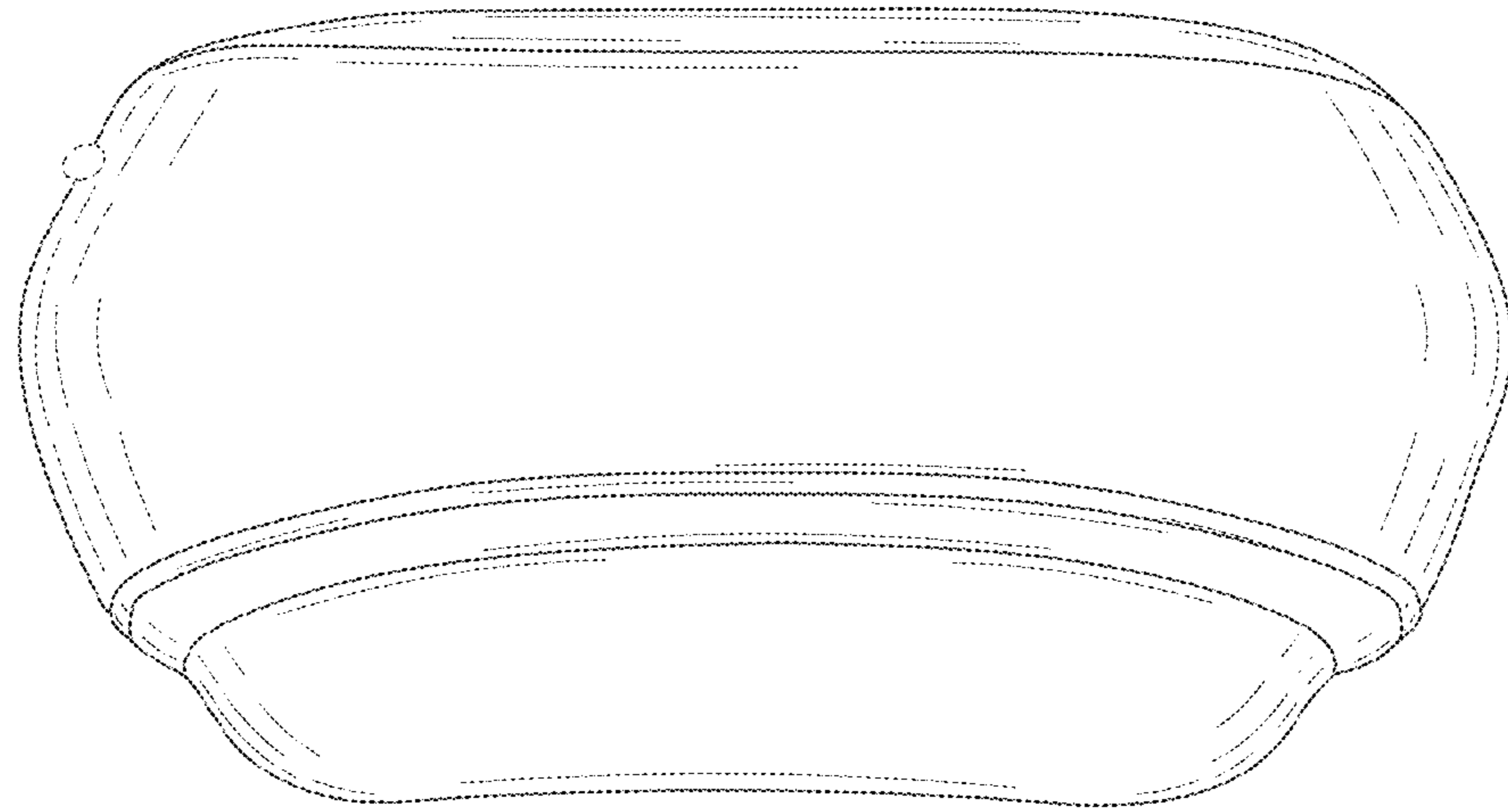


FIG. 5

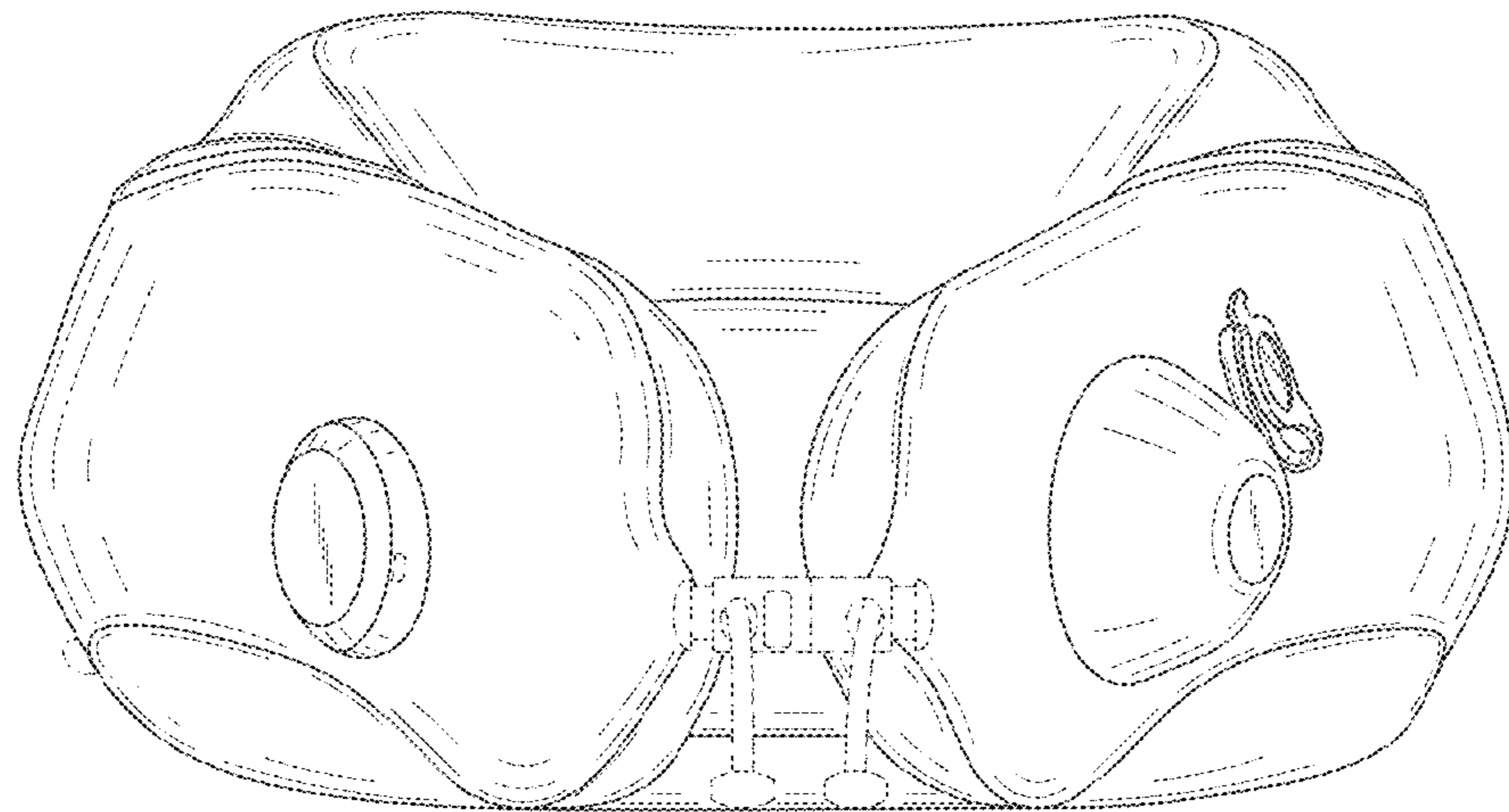


FIG. 6

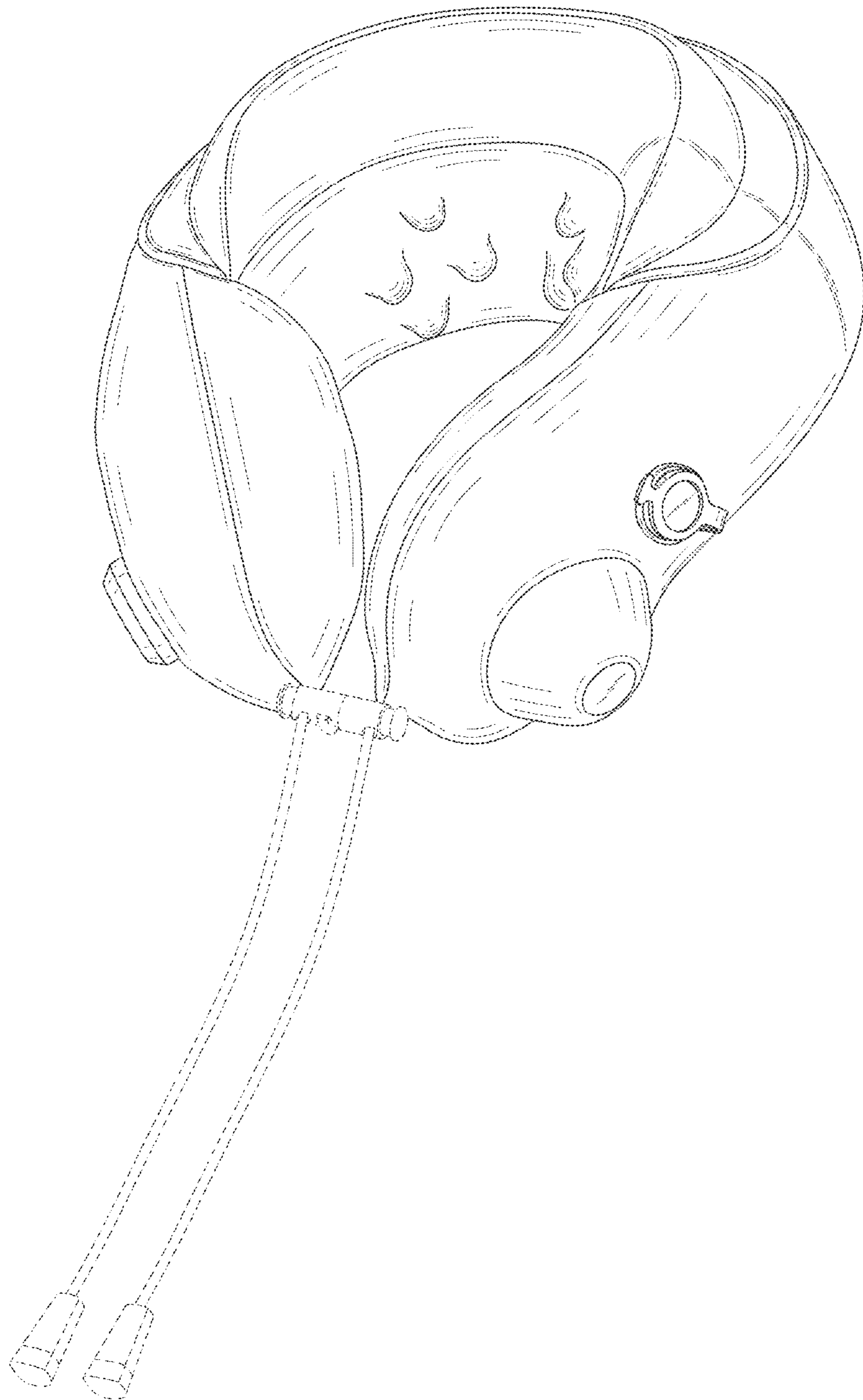


FIG. 7