

US00D966732S

(12) **United States Design Patent** (10) **Patent No.:** **US D966,732 S**
Liu (45) **Date of Patent:** **** Oct. 18, 2022**

(54) **PLANT STAND**

(71) Applicant: **Bin Liu**, Yichang (CN)

(72) Inventor: **Bin Liu**, Yichang (CN)

(**) Term: **15 Years**

(21) Appl. No.: **29/787,618**

(22) Filed: **Jun. 8, 2021**

(30) **Foreign Application Priority Data**

Jan. 15, 2021 (CN) 202130028204.7

(51) **LOC (13) Cl.** **06-04**

(52) **U.S. Cl.**
USPC **D6/405**

(58) **Field of Classification Search**
USPC D6/403, 404, 405, 677.5; D9/455;
D11/143

CPC A47G 7/025; A47G 7/041; A01G 9/02;
A01G 9/12; A47B 13/06; A47F 5/13;
A47F 7/00; B65F 1/141

See application file for complete search history.

(56) **References Cited**

U.S. PATENT DOCUMENTS

D81,436 S *	6/1930	Dew	D6/403
D250,686 S *	1/1979	Ashcraft	D6/403
D362,762 S *	10/1995	Emalfarb	D6/405
D369,698 S *	5/1996	Hollinger	D6/405
D421,353 S *	3/2000	Weiss	D6/688.12
D447,885 S *	9/2001	Dowding	D6/677.5
D449,179 S *	10/2001	Sellers	D6/403
D463,158 S *	9/2002	Lu	D6/403
D485,449 S *	1/2004	Missry	D6/405
D824,282 S	7/2018	Woo et al.		
D830,719 S	10/2018	Palumbo et al.		
D853,744 S	7/2019	Sahaye		

OTHER PUBLICATIONS

“TREEZITEK 18.9inch Tall Plant Stand.” Found online Feb. 17, 2022 at www.amazon.com. Customer questioned answered Oct. 12, 2020. Retrieved from URL: <https://www.amazon.com/TREEZITEK-18-9inch-Rustproof-Container-Supports/dp/B08FHT9FBZ> (Year: 2020).*

“2 Layer Metal Potted Plant Stand.” Found online Feb. 17, 2022 at www.ebay.com. Page created Dec. 22, 2021. Retrieved from URL: https://www.ebay.com/rvh/363664906472?rt=nc&_trksid=p2047675.I48144 (Year: 2021).*

“13In Mainstays Round Matte Black Metal Plant Stand.” Found online Feb. 17, 2022 at www.walmart.com. Product first reviewed Feb. 1, 2017. Retrieved from URL: <https://www.walmart.com/reviews/product/55081033?sort=submission-asc> (Year: 2017).*

(Continued)

Primary Examiner — Mary Ann Calabrese

Assistant Examiner — Katelin G Kloberg

(57) **CLAIM**

The ornamental design for a plant stand, as shown and described.

DESCRIPTION

FIG. 1 is a top, front perspective view of a plant stand showing my new design;

FIG. 2 is a bottom, rear perspective view thereof;

FIG. 3 is a front view thereof;

FIG. 4 is a back view thereof;

FIG. 5 is a left side view thereof;

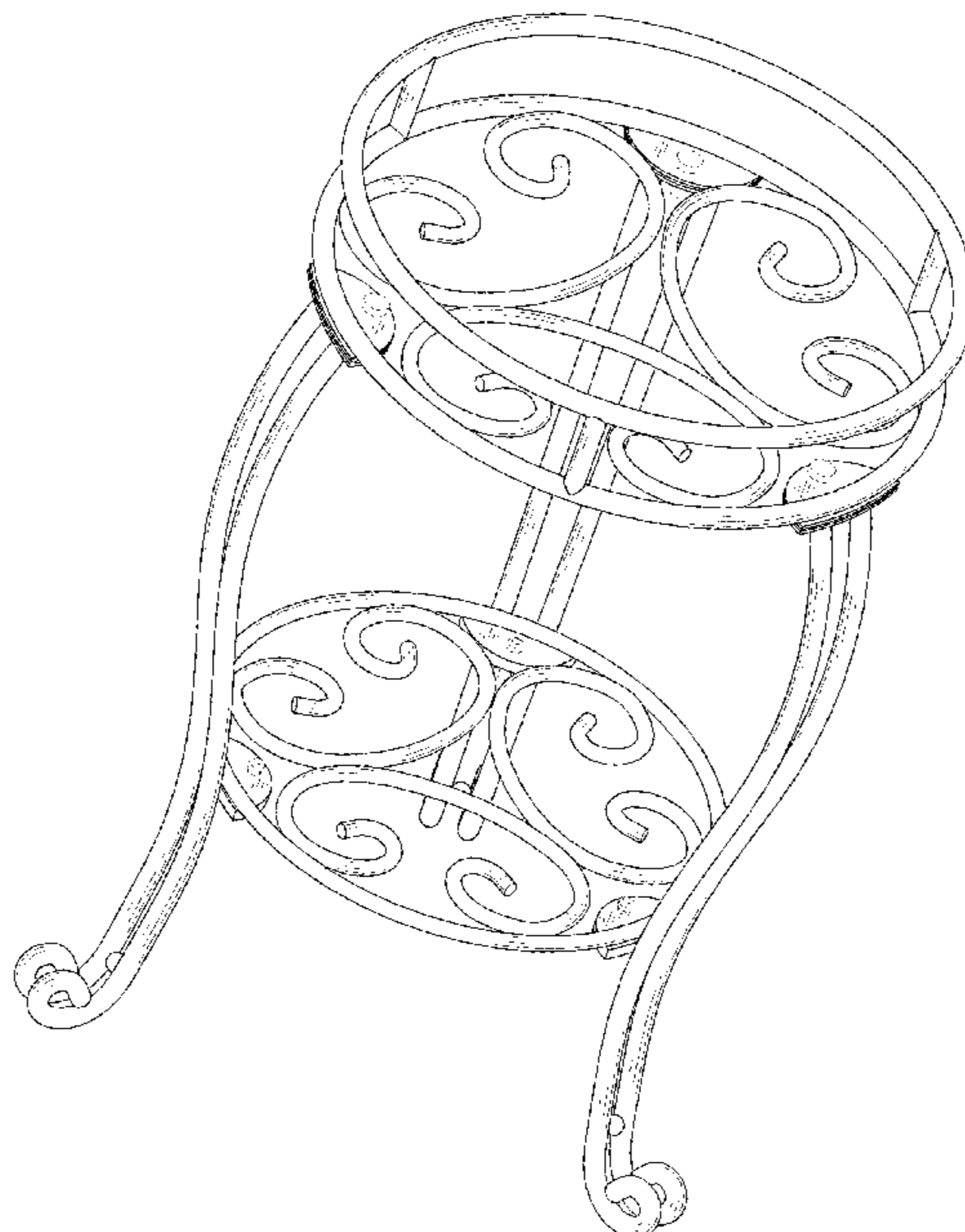
FIG. 6 is a right side view thereof;

FIG. 7 is a top view thereof; and,

FIG. 8 is a bottom view thereof.

The broken lines shown in the drawings depict portions of the plant stand in which the design is embodied that form no part of the claimed design.

1 Claim, 8 Drawing Sheets



(56)

References Cited

OTHER PUBLICATIONS

“Mediterranean Mid Century Black Wrought Iron Plant Stand.”
Found online Feb. 17, 2022 at www.chairish.com. Period of design
1990s. Retrieved from URL: [https://www.chairish.com/product/
1657285/mediterranean-mid-century-black-wrought-iron-plant-
stand](https://www.chairish.com/product/1657285/mediterranean-mid-century-black-wrought-iron-plant-stand) (Year: 1999).*

* cited by examiner




FIG. 1

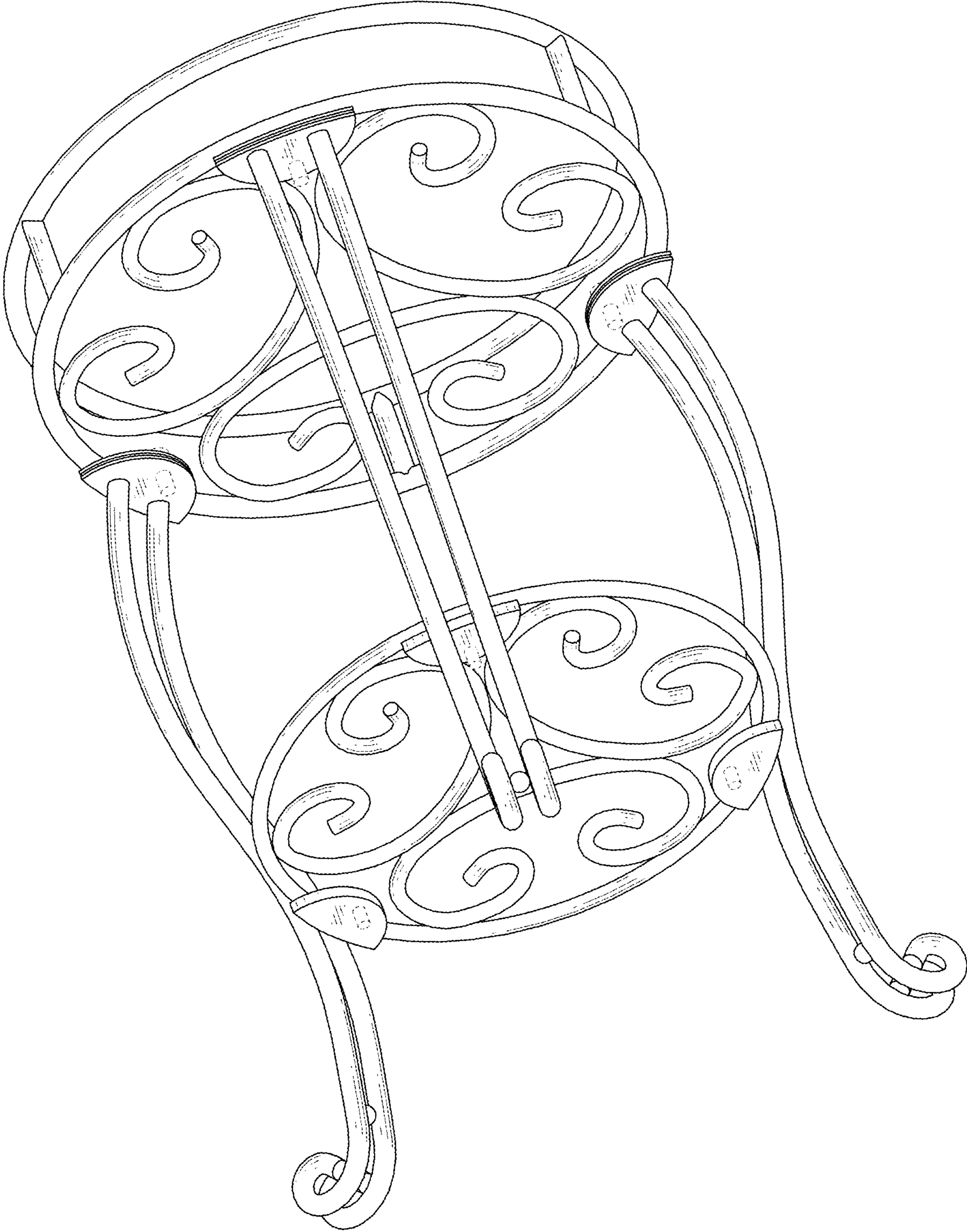


FIG. 2

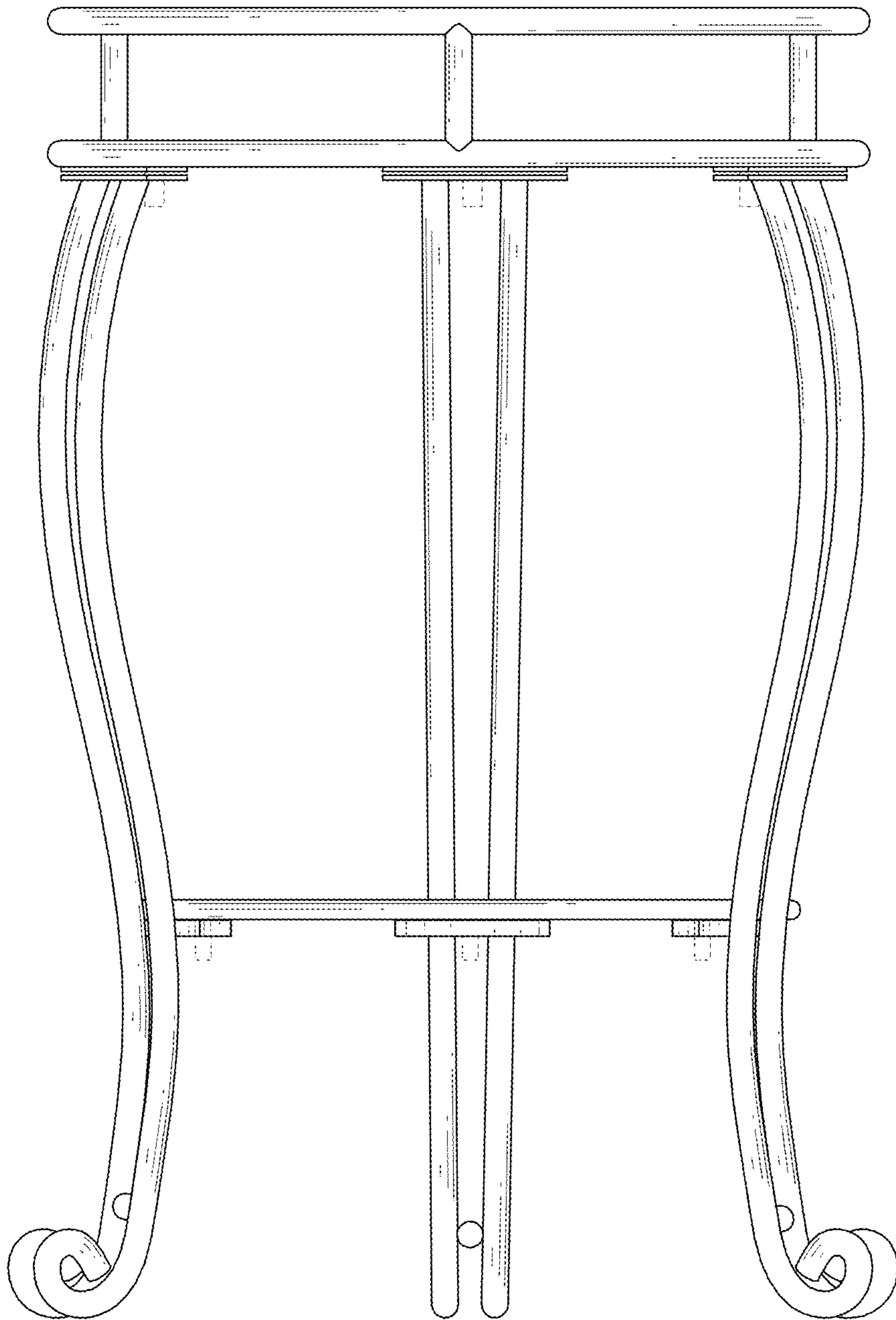


FIG. 3

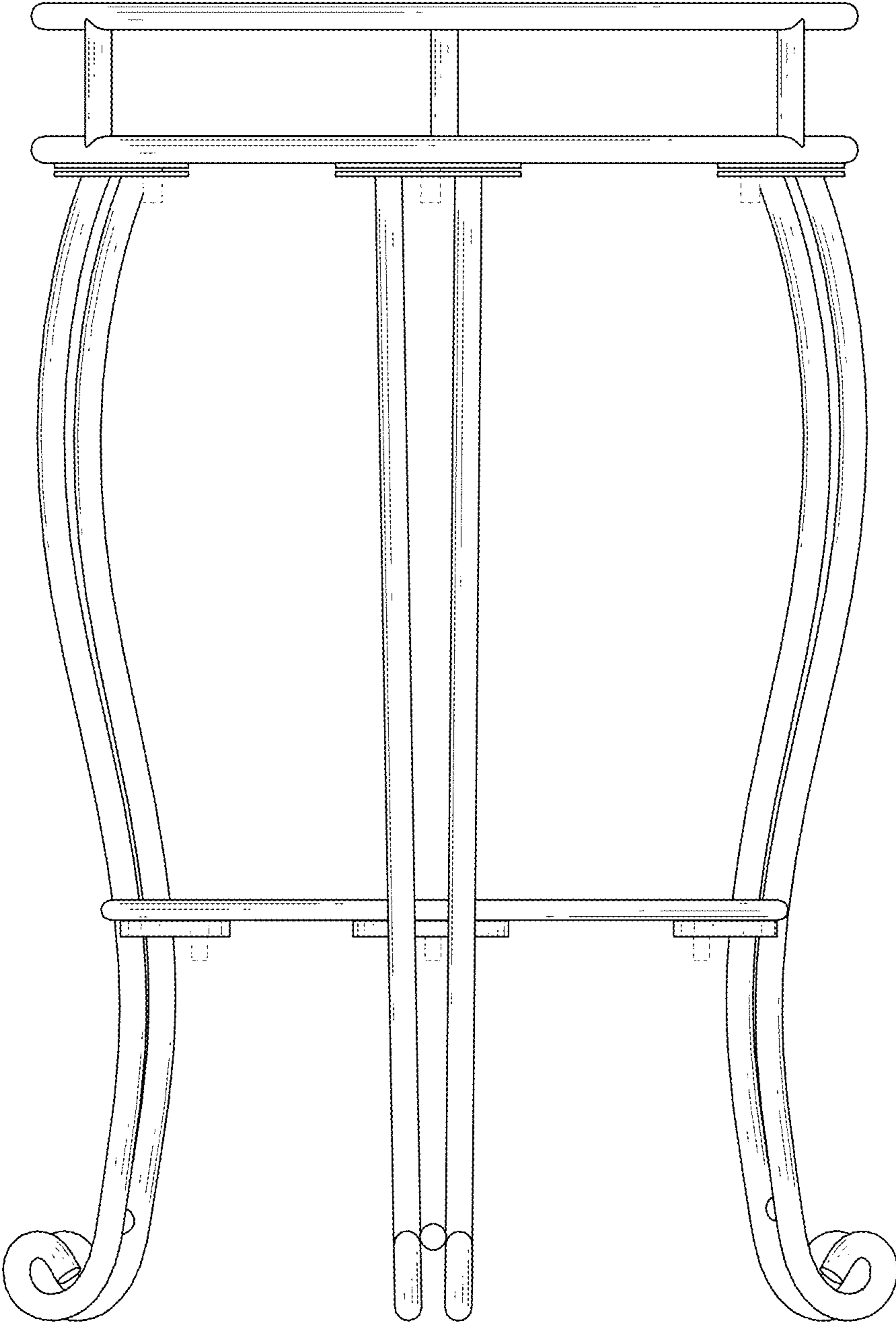


FIG. 4

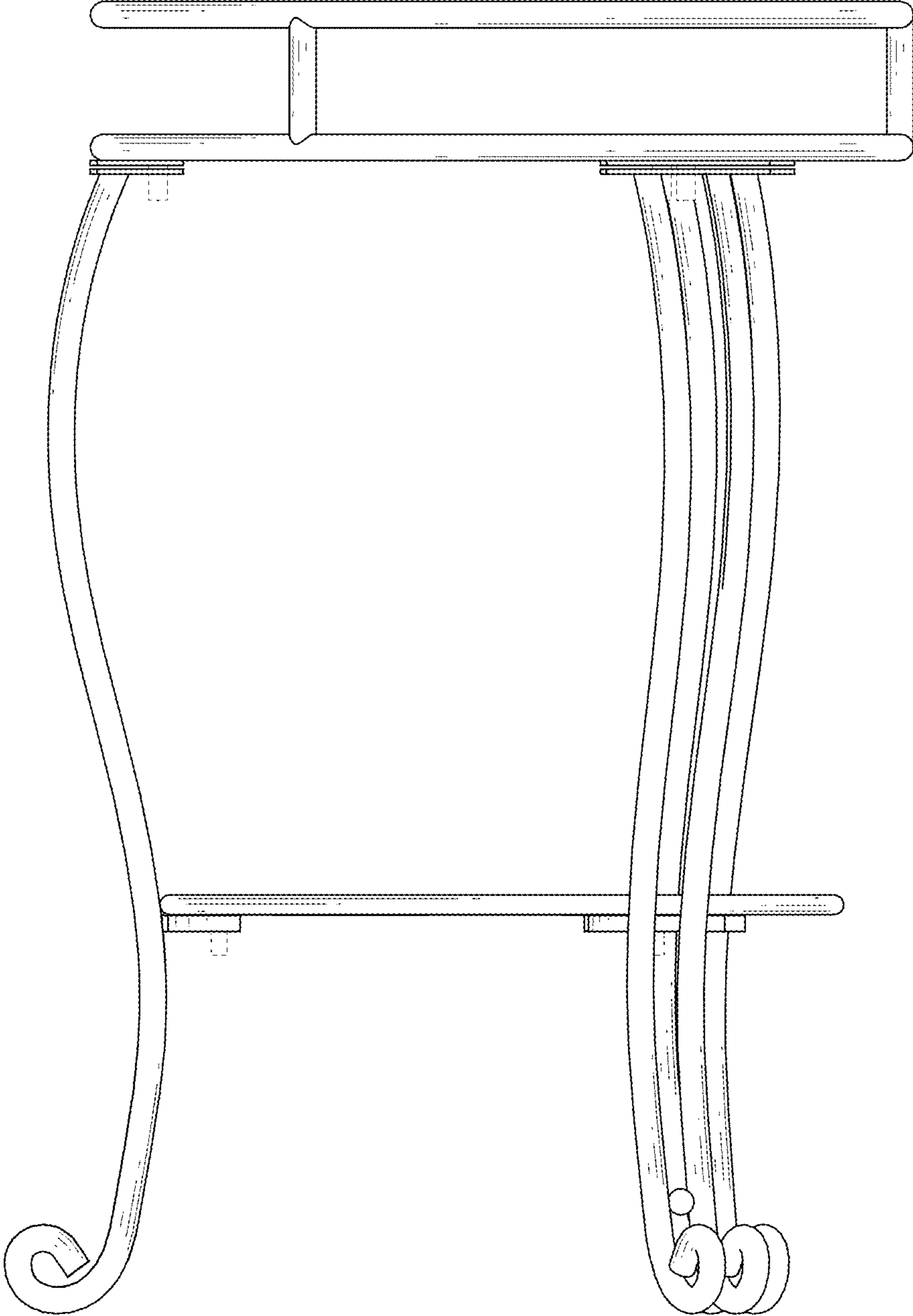


FIG. 5

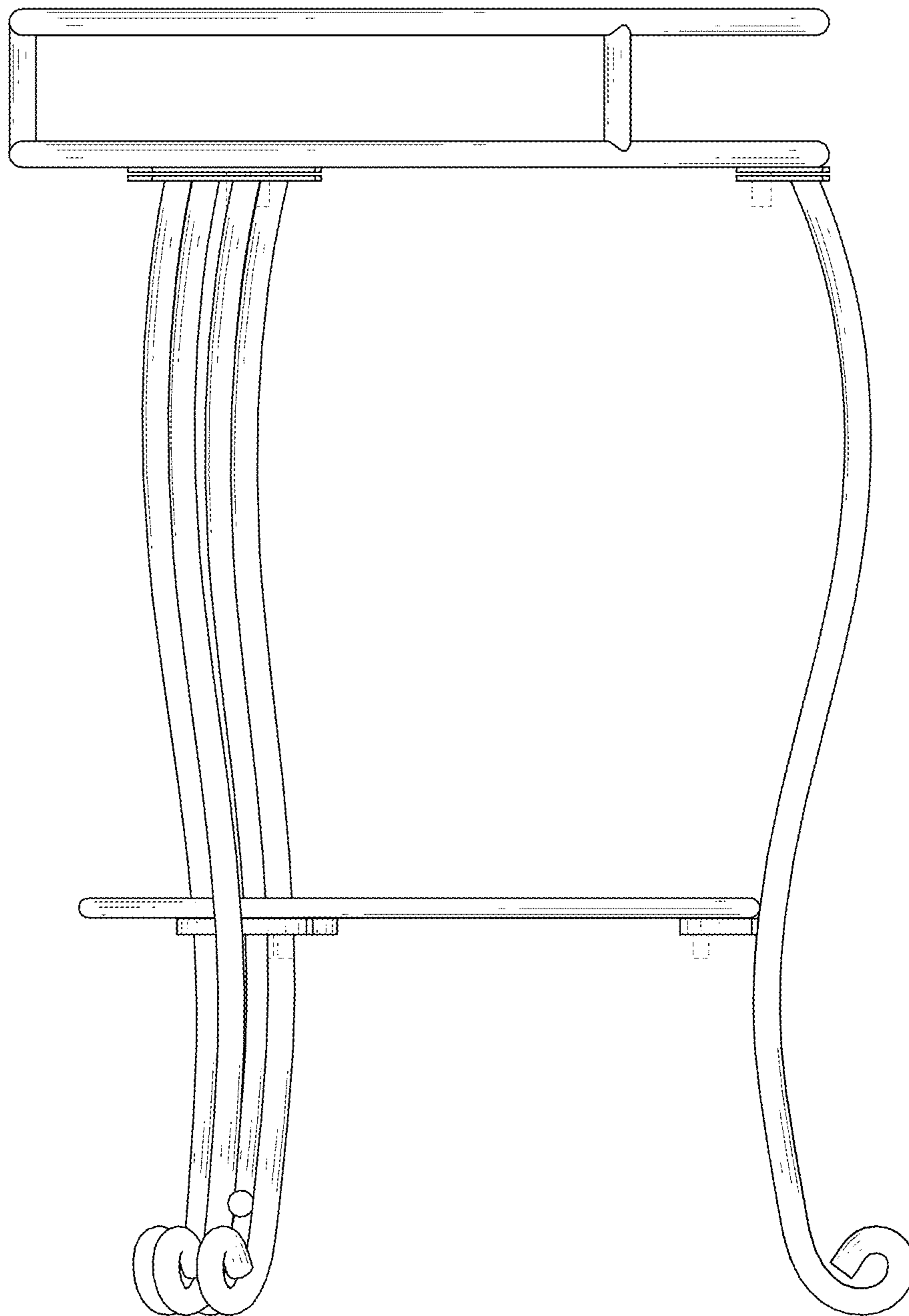


FIG. 6




FIG. 7




FIG. 8