

US00D966708S

(12) **United States Design Patent**  
**Tilk et al.**

(10) **Patent No.:** **US D966,708 S**  
(45) **Date of Patent:** **\*\* Oct. 18, 2022**

(54) **TOOLBOX**

(71) Applicant: **Matco Tools Corporation**, Stow, OH (US)

(72) Inventors: **Jason Tilk**, Cleveland, OH (US); **Bill Rabbitt**, Cleveland, OH (US); **Alex Lei Velet**, Cleveland, OH (US); **Maynard Payumo**, Cleveland, OH (US); **Danwei Ye**, Cleveland, OH (US)

(73) Assignee: **Matco Tools Corporation**, Stow, OH (US)

(\*\*) Term: **15 Years**

(21) Appl. No.: **29/828,064**

(22) Filed: **Feb. 24, 2022**

**Related U.S. Application Data**

(63) Continuation of application No. 29/708,939, filed on Oct. 10, 2019, now Pat. No. Des. 947,534, which is a continuation of application No. 29/636,110, filed on Feb. 6, 2018, now Pat. No. Des. 873,021, which is a continuation of application No. 29/543,675, filed on Oct. 27, 2015, now Pat. No. Des. 812,374.

(51) **LOC (13) Cl.** ..... **03-01**

(52) **U.S. Cl.**  
USPC ..... **D3/297; D3/905**

(58) **Field of Classification Search**  
USPC ..... D3/905, 273, 276, 280, 282, 284, 294, D3/298, 302, 304, 297  
CPC ..... B25H 3/00; B25H 3/003; B25H 3/006; B25H 3/02; B25H 3/06  
See application file for complete search history.

(56) **References Cited**

**U.S. PATENT DOCUMENTS**

2,981,549 A 4/1961 Hotton  
D205,522 S 8/1966 Doman

D205,523 S 8/1966 Doman  
D212,661 S 11/1968 Gigliuto  
D218,080 S 7/1970 Sierzega  
D219,913 S 2/1971 Malm et al.  
4,120,549 A 10/1978 Bureau  
D258,175 S 2/1981 Hazeltine  
D263,896 S 4/1982 Glasgow

(Continued)

**OTHER PUBLICATIONS**

Image file from Pinterest.com, Accessed Feb. 15, 2017, dated Aug. 1, 2010. (<https://s-media-cache-ak0.pinimg.com/736x/bd/a4/00/bda400d0d761ef4bea7bef0201c3e87.jpg>).

*Primary Examiner* — April Rivas

(74) *Attorney, Agent, or Firm* — Hahn Loeser & Parks LLP

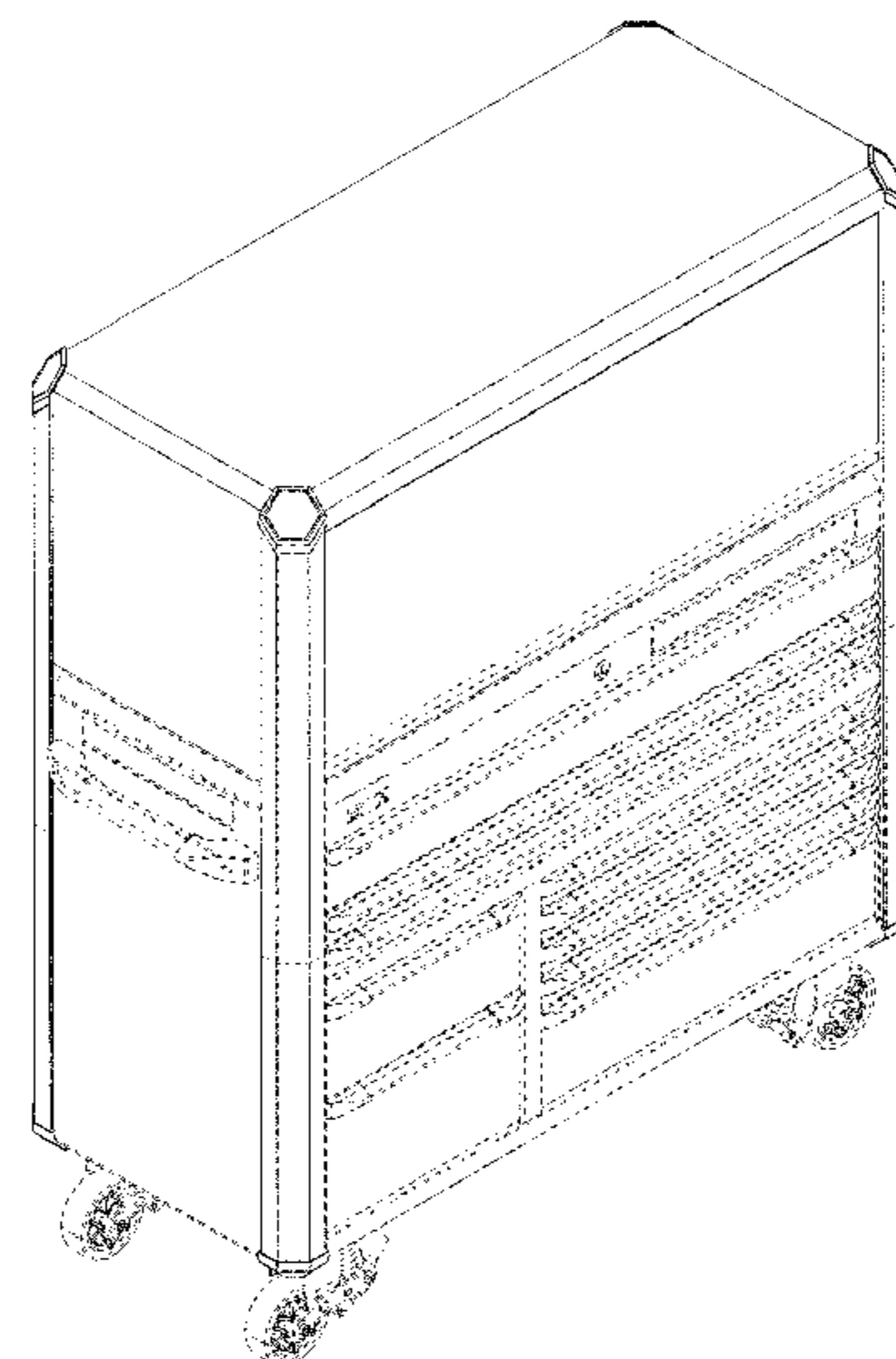
(57) **CLAIM**

The ornamental design for a toolbox, as shown and described.

**DESCRIPTION**

FIG. 1 is a top left front perspective view of a toolbox, according to the inventors;  
FIG. 2 is a top left rear perspective view of the toolbox illustrated in FIG. 1;  
FIG. 3 is a bottom left front perspective view of the toolbox illustrated in FIG. 1;  
FIG. 4 is a top view of the toolbox illustrated in FIG. 1;  
FIG. 5 is a bottom view of the toolbox illustrated in FIG. 1;  
FIG. 6 is a left side view of the toolbox illustrated in FIG. 1;  
FIG. 7 is a right side view of the toolbox illustrated in FIG. 1;  
FIG. 8 is a front view of the toolbox illustrated in FIG. 1; and,  
FIG. 9 is a rear view of the toolbox illustrated in FIG. 1.  
The broken lines shown in the drawings illustrate portions of the toolbox and form no part of the claimed design.

**1 Claim, 7 Drawing Sheets**



(56)

References Cited

U.S. PATENT DOCUMENTS

D272,111 S 1/1984 Anzalone  
 D273,906 S 5/1984 Norlin  
 D283,263 S 4/1986 Richey  
 D307,977 S 5/1990 Egly et al.  
 D316,493 S 4/1991 Martino  
 D326,198 S 5/1992 Pacetti et al.  
 D333,568 S 3/1993 Dickinson  
 5,221,132 A 6/1993 Combs et al.  
 D337,404 S 7/1993 Miles  
 D341,253 S 11/1993 Ballman et al.  
 5,308,156 A 5/1994 Gutierrez  
 D353,046 S 12/1994 Whitaker  
 5,482,162 A 1/1996 Dickinson  
 5,720,535 A 2/1998 Mehman  
 5,857,757 A 1/1999 Bieker et al.  
 D423,817 S 5/2000 Holcomb et al.  
 D423,818 S 5/2000 Holcomb et al.  
 6,074,029 A 6/2000 Snoke et al.  
 D427,807 S \* 7/2000 Holcomb ..... D34/21  
 6,109,709 A 8/2000 Holcomb et al.  
 D430,426 S 9/2000 Bieker et al.  
 D444,930 S 7/2001 Brown  
 6,409,187 B1 6/2002 Crow, Jr.  
 D477,724 S 7/2003 Bishop  
 6,719,384 B1 4/2004 Parise et al.  
 D505,261 S 5/2005 Richardson et al.  
 D514,854 S 2/2006 Schmidt et al.  
 D517,805 S 3/2006 Hosking  
 D521,730 S 5/2006 Lang  
 7,338,354 B2 3/2008 Liu  
 D574,628 S 8/2008 Grela  
 D584,903 S 1/2009 Hand  
 D586,163 S 2/2009 Hand  
 D587,014 S 2/2009 Hand  
 D587,048 S 2/2009 Hand  
 D588,849 S 3/2009 Kalkwarf  
 D592,424 S 5/2009 Hand  
 D599,579 S 9/2009 Hand  
 D604,061 S 11/2009 Hand  
 D605,436 S 12/2009 Malley et al.  
 D608,109 S 1/2010 Hand

D610,830 S 3/2010 Hand  
 D610,831 S 3/2010 Hand  
 D611,273 S 3/2010 Kohagen et al.  
 D613,972 S 4/2010 Hand  
 7,784,887 B2 \* 8/2010 Grela ..... B62B 3/008  
 312/902  
 D636,615 S \* 4/2011 Grela ..... D34/20  
 D642,404 S 8/2011 Koehn  
 D644,037 S 8/2011 Koehn  
 D651,022 S 12/2011 Koehn  
 D664,790 S 8/2012 Christopher  
 D665,597 S 8/2012 Dufoure et al.  
 D666,817 S 9/2012 Koehn  
 8,613,456 B2 12/2013 Grela et al.  
 8,851,585 B2 10/2014 Chang  
 D723,841 S 3/2015 Froyner et al.  
 D732,858 S \* 6/2015 Troyner ..... D6/671.1  
 D742,639 S 11/2015 Suggs et al.  
 9,815,189 B1 11/2017 Liu  
 D812,374 S \* 3/2018 Tilk ..... D3/273  
 D858,099 S 9/2019 Zhang et al.  
 D866,181 S \* 11/2019 Flamand ..... D6/671.1  
 D868,508 S 12/2019 Sprang et al.  
 D873,021 S \* 1/2020 Tilk ..... D3/905  
 10,821,596 B2 11/2020 Grela et al.  
 10,954,696 B2 3/2021 Grela et al.  
 D947,534 S \* 4/2022 Tilk ..... D3/297  
 2005/0077805 A1 4/2005 Dalebout et al.  
 2006/0103278 A1 5/2006 Bousquet  
 2006/0220503 A1 10/2006 Widrig  
 2009/0102337 A1 4/2009 Grela  
 2010/0046791 A1 2/2010 Glickman et al.  
 2010/0282629 A1 11/2010 Grela  
 2012/0176008 A1 7/2012 Grela et al.  
 2013/0087982 A1 \* 4/2013 Grela ..... B62B 3/02  
 280/79.2  
 2013/0221820 A1 8/2013 Chang  
 2014/0097731 A1 4/2014 Grela  
 2015/0328768 A1 11/2015 Martin  
 2016/0128471 A1 5/2016 Chang  
 2018/0056499 A1 3/2018 Liu  
 2018/0345478 A1 12/2018 Grela et al.

\* cited by examiner

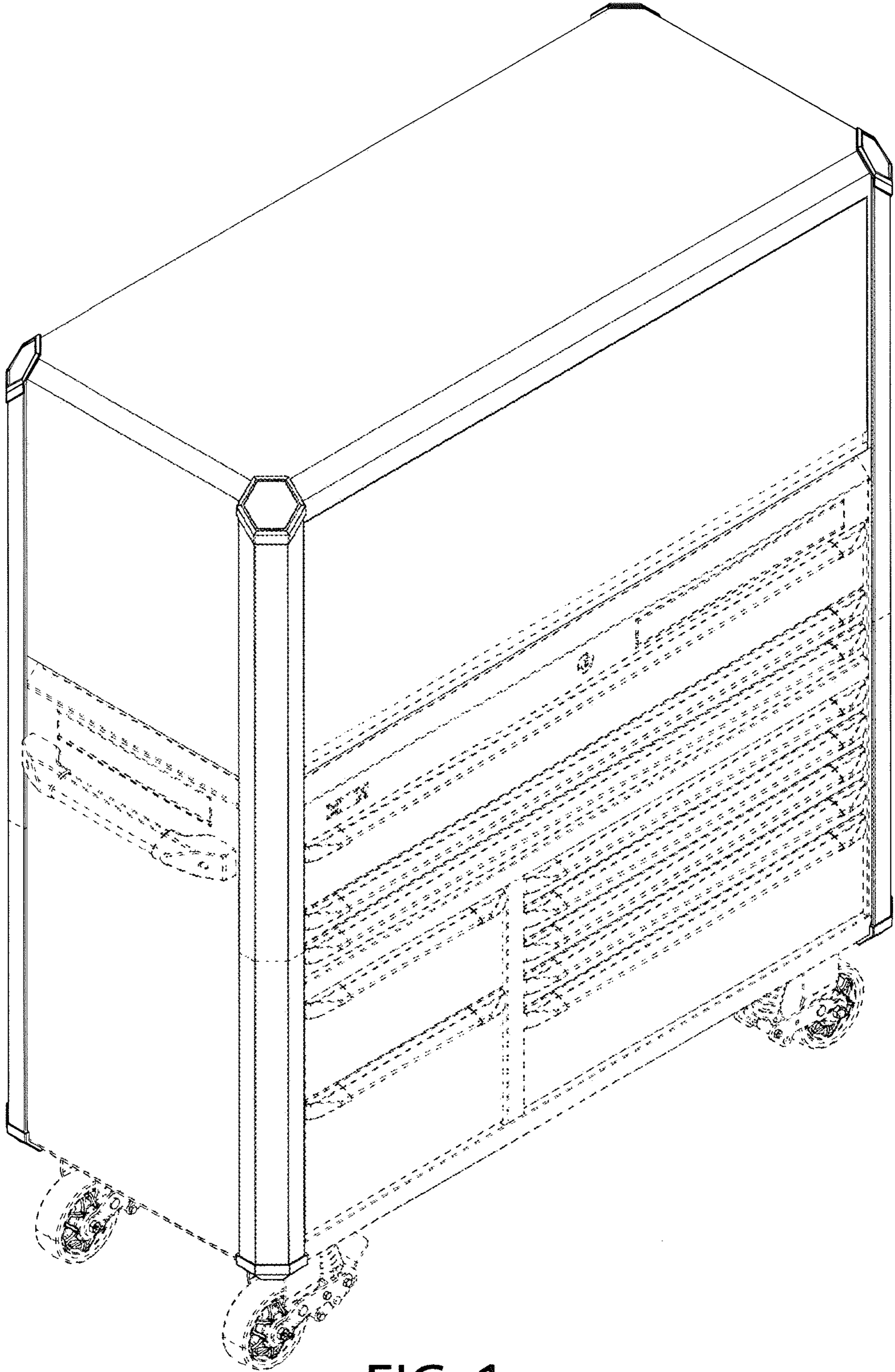


FIG. 1

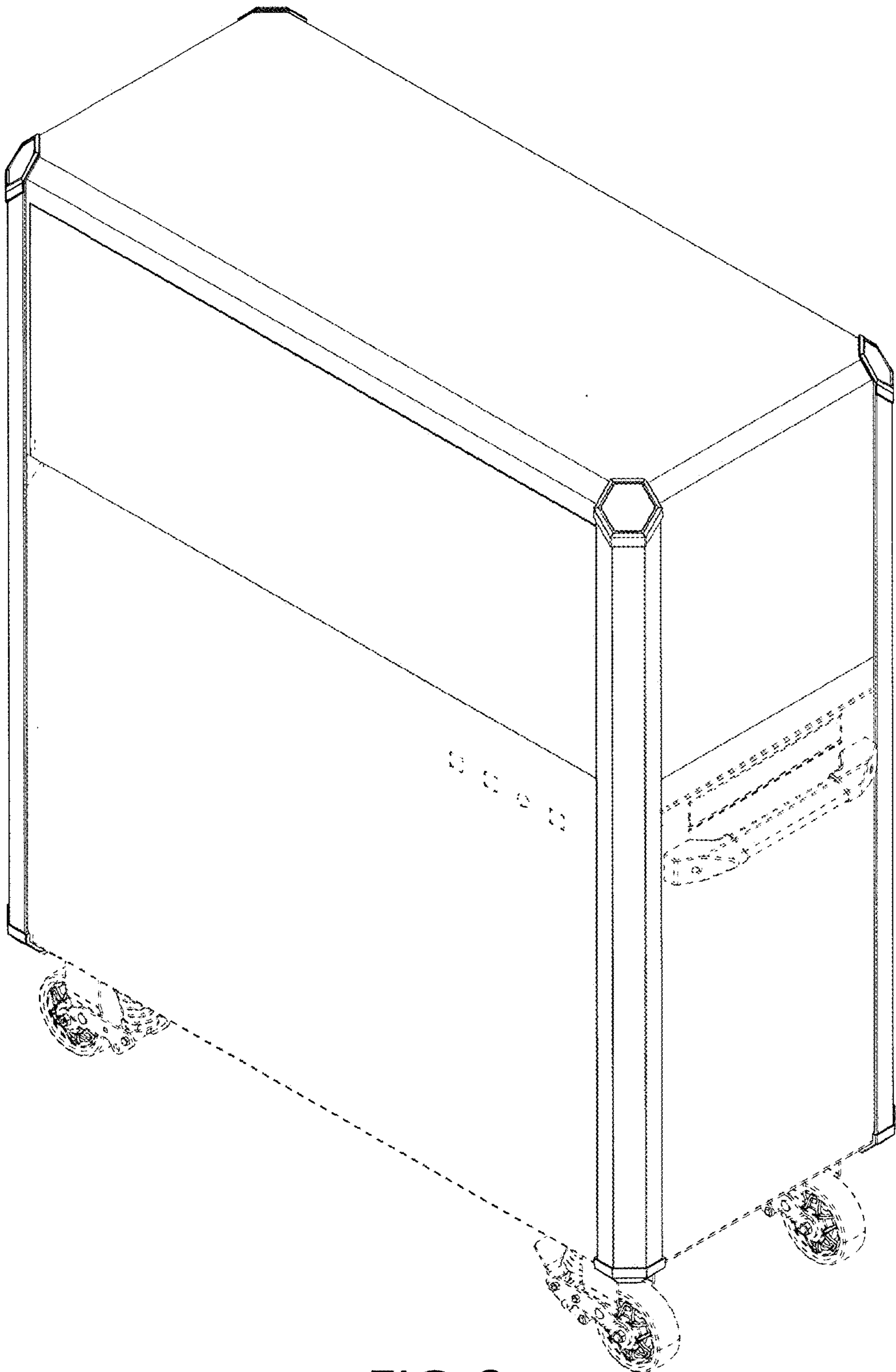


FIG. 2

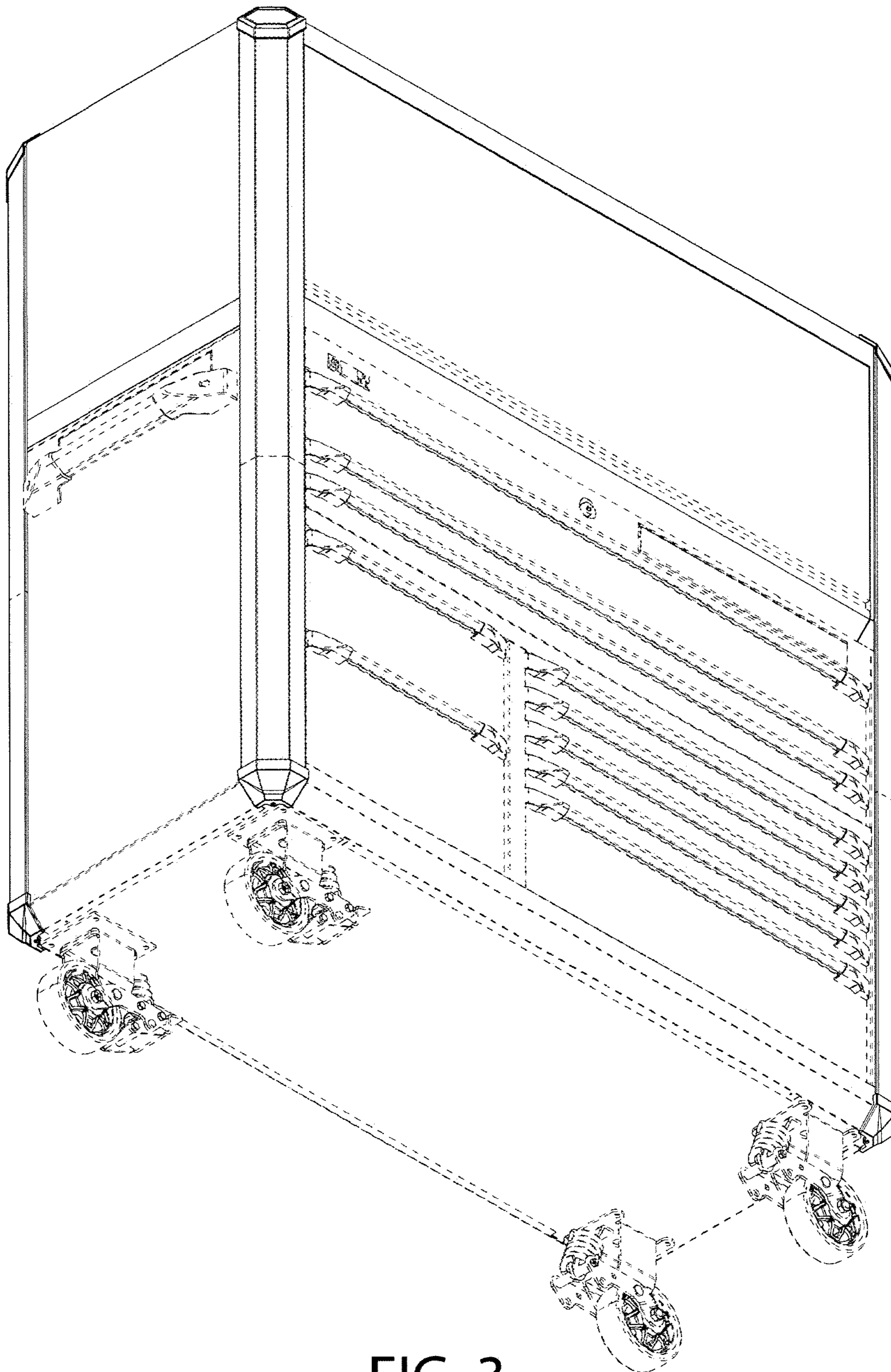


FIG. 3




FIG. 4




FIG. 5

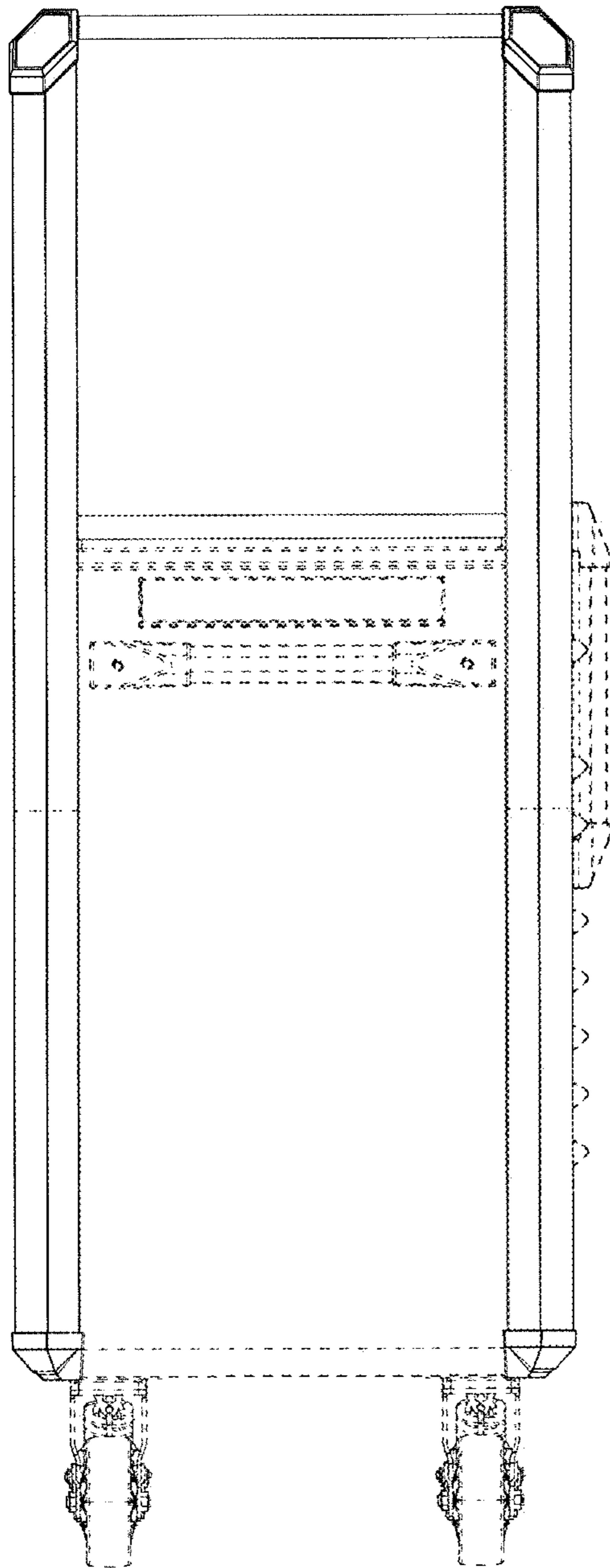


FIG. 6

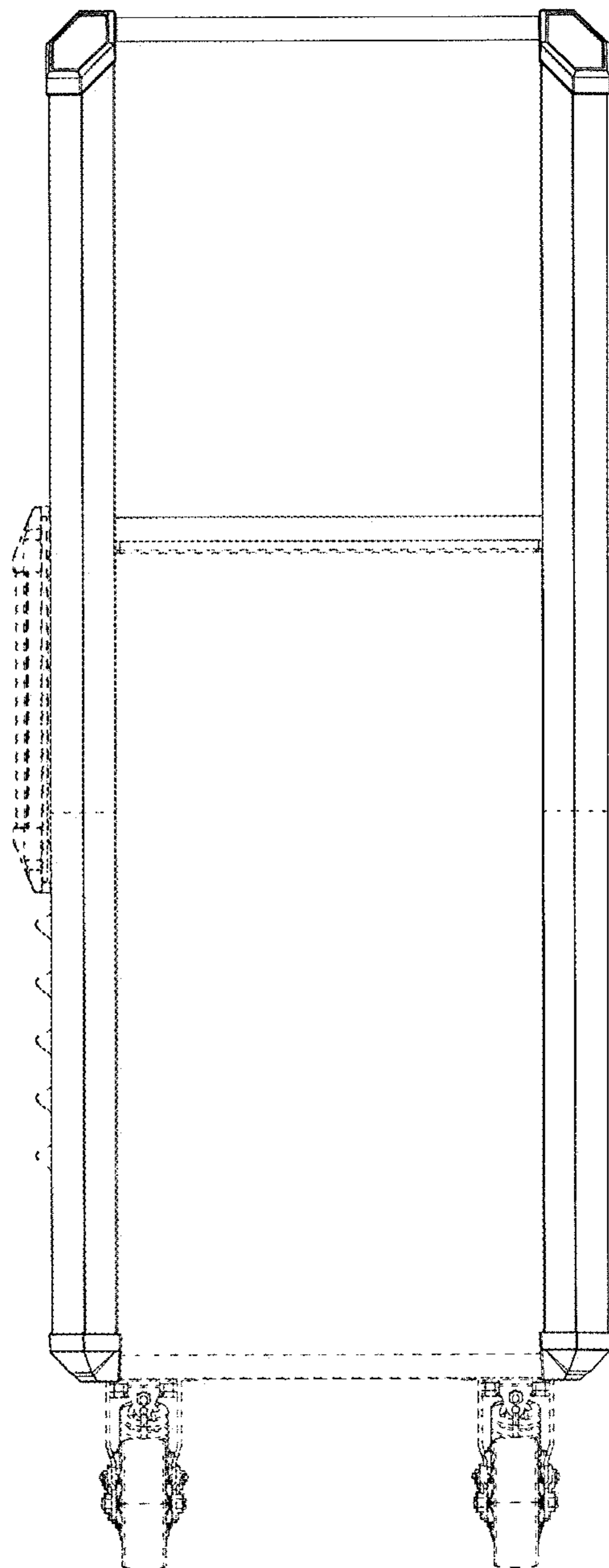


FIG. 7

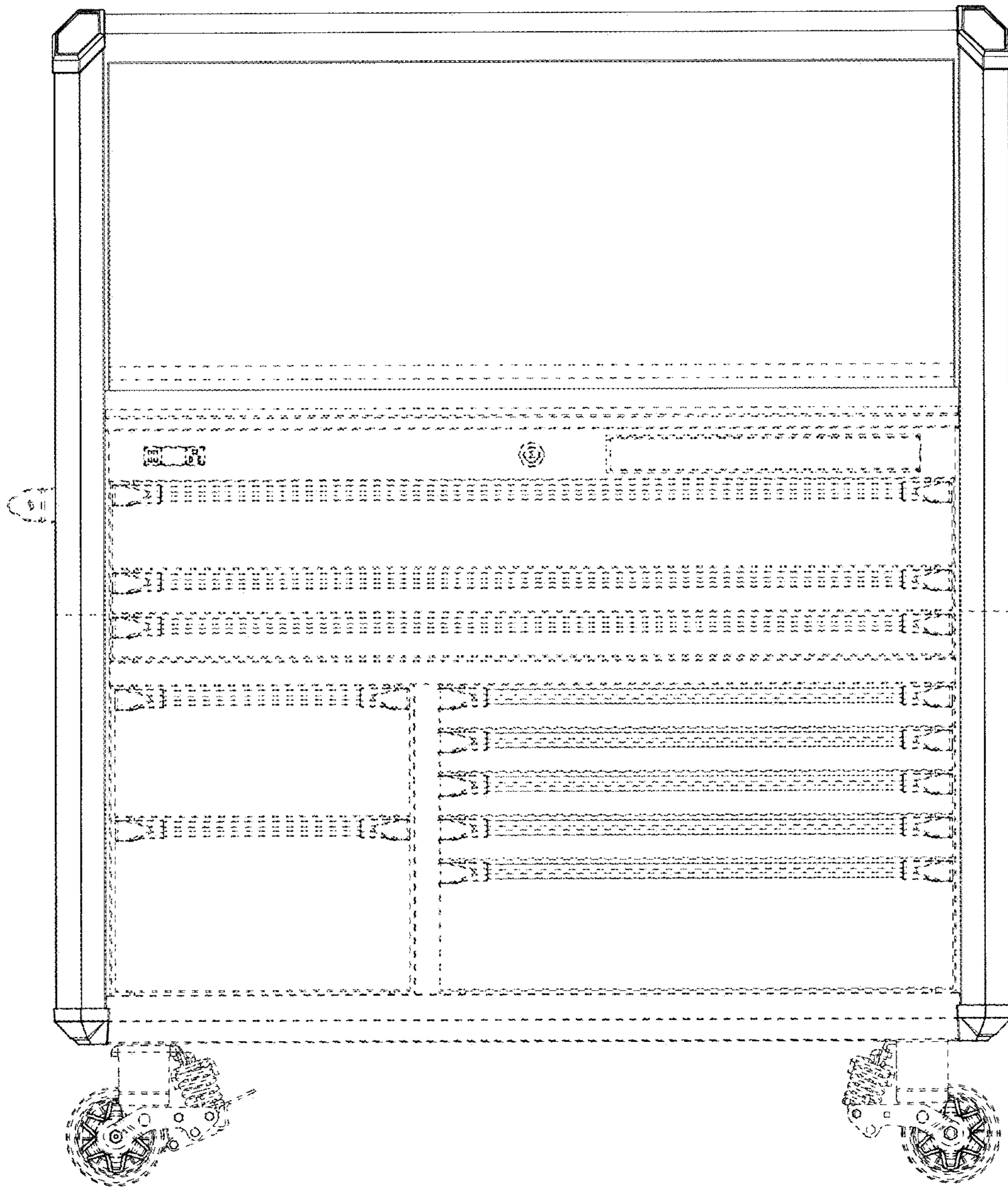


FIG. 8






FIG. 9