

US00D966705S

(12) **United States Design Patent**
Brunner et al.

(10) **Patent No.:** **US D966,705 S**

(45) **Date of Patent:** **** Oct. 18, 2022**

(54) **TOOL BOX**

CPC A45C 5/04; A45C 15/04; A45C 11/00;
A45C 11/008; A45C 11/16; A45C 11/24;
A63B 57/00; A63B 71/0036

(71) Applicants: **Keter Plastic Ltd.**, Herzelyia (IL);
Milwaukee Electric Tool Corporation,
Brookfield, WI (US)

See application file for complete search history.

(72) Inventors: **Yaron Brunner**, Kibbutz Gvat (IL);
Omer Menashri, Kibbutz Afikim (IL);
Izhar Shani, Kibbutz Gvat (IL); **Uri**
Parizer, Kibbutz Hukok (IL); **Grant T.**
Squiers, Cudahy, WI (US)

(56) **References Cited**

U.S. PATENT DOCUMENTS

5,797,617 A * 8/1998 Lin B62B 1/125
190/18 A
5,951,037 A * 9/1999 Hsieh B62B 1/125
280/655
6,050,660 A * 4/2000 Gurley B25H 3/028
280/47.26

(73) Assignees: **Keter Plastic Ltd.**, Herzliya (IL);
Milwaukee Electric Tool Corporation,
Brookfield, WI (US)

(Continued)

(**) **Term:** **15 Years**

Primary Examiner — Mary Shannon Malley

(21) **Appl. No.:** **29/763,461**

(74) *Attorney, Agent, or Firm* — Vorys, Sater, Seymour
and Pease LLP; Anthony Venturino; MaryEllen Hank

(22) **Filed:** **Dec. 22, 2020**

(57) **CLAIM**

The ornamental design for a tool box, as shown and
described.

Related U.S. Application Data

DESCRIPTION

(60) Division of application No. 29/703,832, filed on Aug.
29, 2019, which is a continuation of application No.
29/613,377, filed on Aug. 9, 2017, now Pat. No. Des.
896,517.

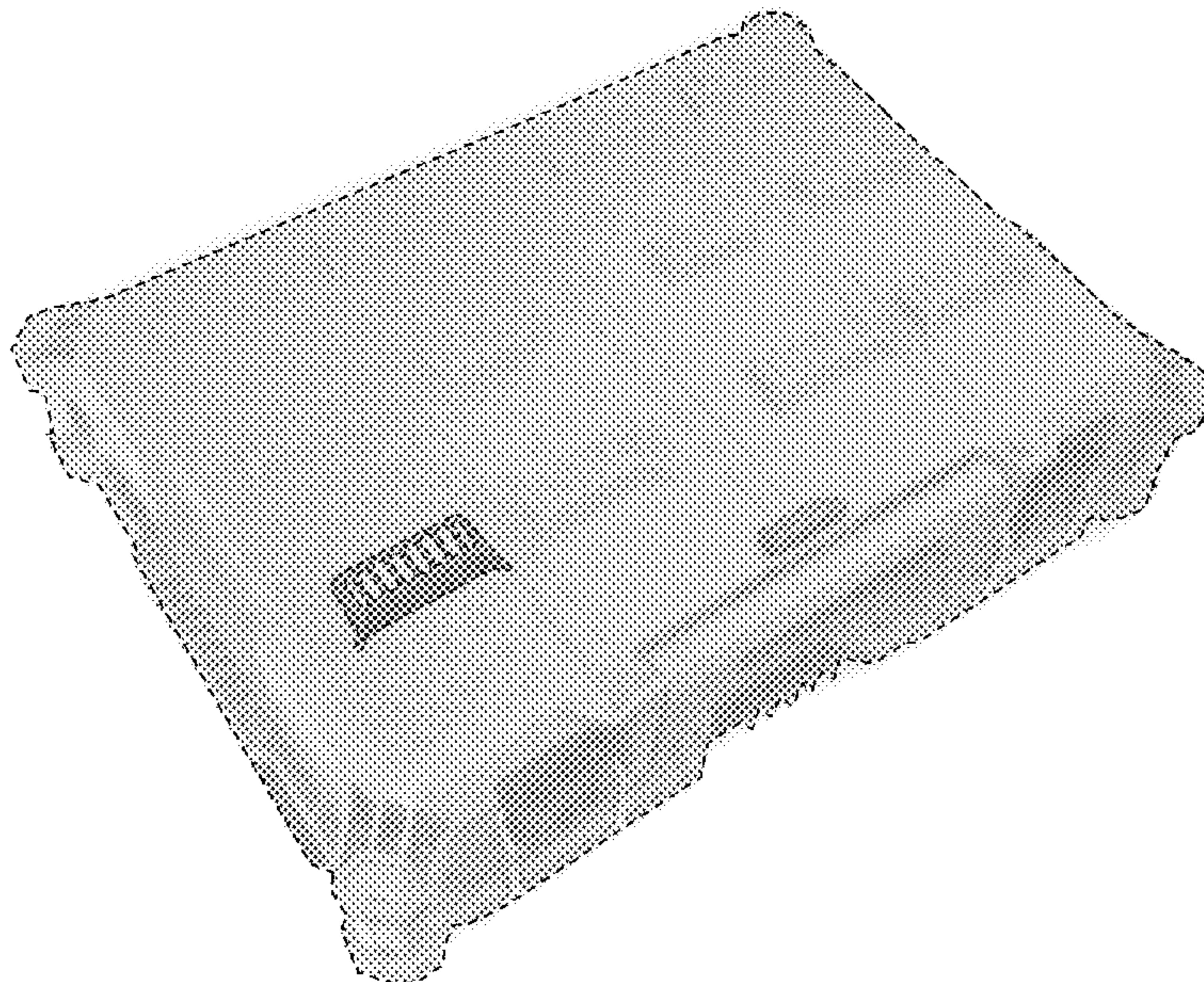
FIG. 1 is a top perspective view of a new design of a tool
box;
FIG. 2 is a front elevational view of the tool box of FIG. 1;
FIG. 3 is a rear elevational view of the tool box of FIG. 1;
FIG. 4 is a left side elevational view of the tool box of FIG.
1;
FIG. 5 is a right side elevational view of the tool box of FIG.
1;
FIG. 6 is a top plan view of the tool box of FIG. 1;
FIG. 7 is a bottom plan view of the tool box of FIG. 1; and,
FIG. 8 is a bottom isometric view of the tool box of FIG. 1.
The translucent grey overlay and the broken lines illustrate
portions of the tool box that form no part of the claimed
design.

(51) **LOC (13) Cl.** **03-01**

(52) **U.S. Cl.**
USPC **D3/294**

(58) **Field of Classification Search**
USPC D3/203.1, 203.3, 205, 260, 272, 273,
D3/274, 275, 276, 279, 280, 281, 282,
D3/283, 284, 292, 294, 295, 296, 297,
D3/302, 315, 319, 900, 901, 903, 905,
D3/254, 256, 904, 329; 206/278, 579,
206/213, 315.1; D28/38, 83; D14/315;
D26/58; D27/180, 183, 186, 187, 189,
D27/191

1 Claim, 8 Drawing Sheets



(56)

References Cited

U.S. PATENT DOCUMENTS

6,176,559 B1 *	1/2001	Tiramani	B25H 3/023	280/47.19
6,371,320 B2 *	4/2002	Sagol	B25H 3/00	206/501
6,619,772 B2 *	9/2003	Dierbeck	B25H 3/028	312/334.1
D525,789 S *	8/2006	Hosking	D3/281	
7,367,571 B1 *	5/2008	Nichols	B25H 1/12	280/47.131
D630,851 S *	1/2011	Landau	D3/279	
8,191,910 B2 *	6/2012	Landau	B25H 3/028	280/47.35
D674,605 S *	1/2013	Vilkomirski	D3/281	
D701,696 S *	4/2014	Shitrit	D3/279	
8,714,355 B2 *	5/2014	Huang	B25H 3/028	206/503
D753,394 S *	4/2016	Brunner	D3/276	
D753,395 S *	4/2016	Brunner	D3/279	
D765,974 S *	9/2016	Tonelli	D3/279	
D770,179 S *	11/2016	Menirom	D3/279	
D790,221 S *	6/2017	Yahav	D3/294	
9,725,209 B1 *	8/2017	Ben-Gigi	B25H 3/021	
D814,187 S *	4/2018	Caglar	D3/276	
D816,334 S *	5/2018	Brunner	D3/273	
D833,744 S *	11/2018	Yahav	D3/279	
D837,515 S *	1/2019	Shpitzer	D3/279	
10,434,638 B1 *	10/2019	Tsai	B65D 21/0228	
10,583,962 B2 *	3/2020	Brunner	B25H 3/021	
10,593,962 B2 *	3/2020	Herchen	H01M 8/0206	
D895,967 S *	9/2020	Brunner	D3/294	
2003/0184034 A1 *	10/2003	Pfeiffer	A45C 5/143	280/47.29
2006/0006770 A1 *	1/2006	Valentini	B25H 3/028	312/107
2006/0119060 A1 *	6/2006	Sullivan	B62B 5/0083	280/79.11
2007/0090616 A1 *	4/2007	Tompkins	B62B 1/266	280/47.28
2007/0145700 A1 *	6/2007	Ambrose	A45C 9/00	280/47.26
2012/0160886 A1 *	6/2012	Henny	B62B 1/14	224/411
2013/0223971 A1 *	8/2013	Grace, IV	B62B 5/00	414/809
2016/0023349 A1 *	1/2016	Hoppe	A45C 7/0045	280/655.1
2018/0161975 A1 *	6/2018	Brunner	B65D 21/0223	
2019/0002004 A1 *	1/2019	Brunner	B62B 5/067	
2019/0225371 A1 *	7/2019	Hoppe	B65D 21/0223	

* cited by examiner




FIG. 1




FIG. 2




FIG. 3




FIG. 4




FIG. 5




FIG. 6




FIG. 7

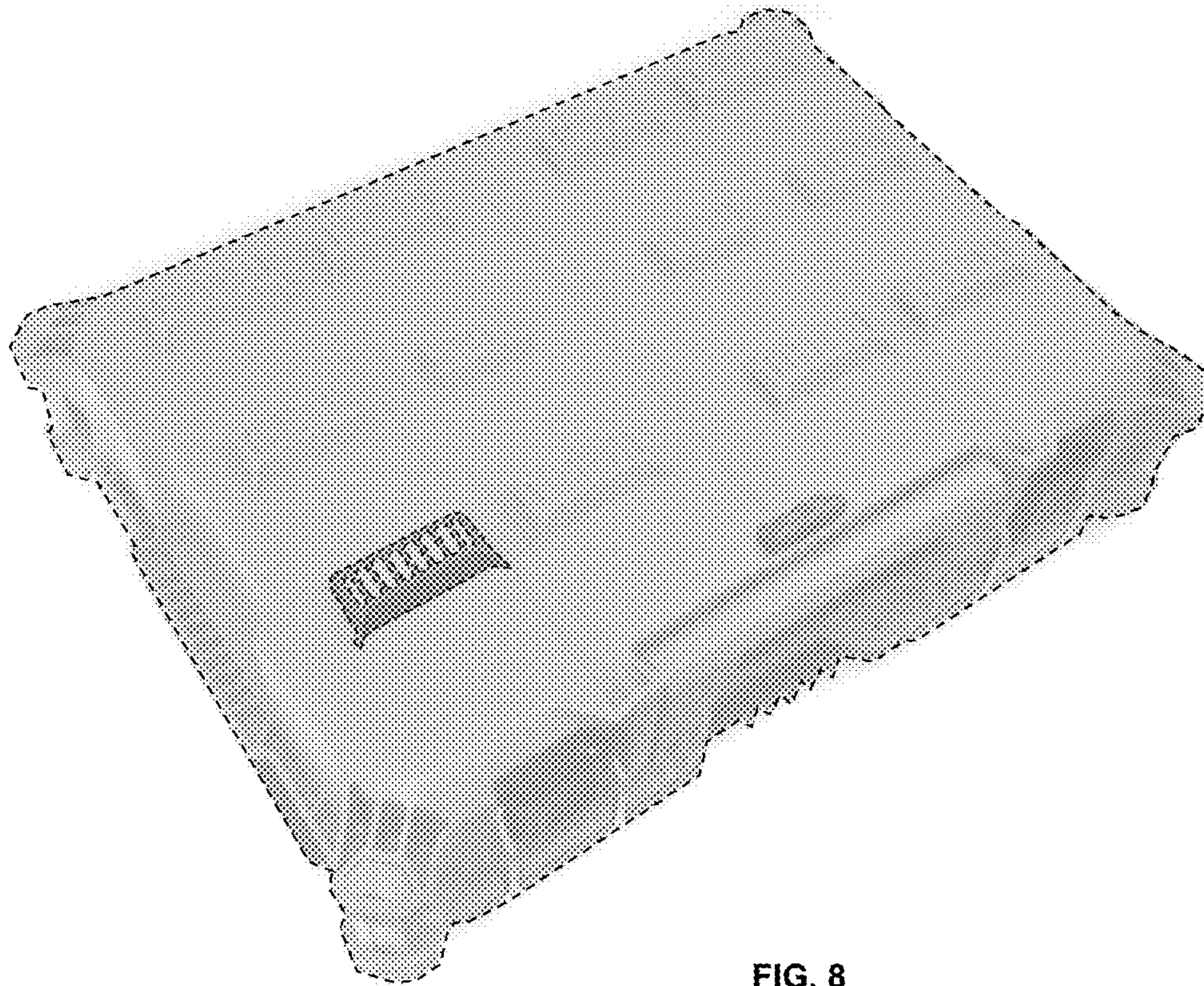


FIG. 8