

US00D966703S

(12) **United States Design Patent** (10) **Patent No.:** **US D966,703 S**
Leaks, Jr. (45) **Date of Patent:** **** Oct. 18, 2022**

(54) **SHOE TOTE**
(71) Applicant: **Shoe Pac LLC**, Dallas, TX (US)
(72) Inventor: **James Leaks, Jr.**, Fort Worth, TX (US)
(73) Assignee: **SHOE PAC LLC**, Dallas, TX (US)
(**) Term: **15 Years**
(21) Appl. No.: **29/746,164**
(22) Filed: **Aug. 12, 2020**

D339,680 S 9/1993 Hodges
D344,626 S 3/1994 Landa
D350,435 S 9/1994 Smith
5,513,787 A 5/1996 Reed
5,730,287 A 3/1998 Martin
D400,706 S * 11/1998 Seider A45F 5/00
D3/254
D408,137 S 4/1999 Leininger
D408,138 S 4/1999 Mracna
D409,834 S * 5/1999 Yang D3/268
6,010,050 A 1/2000 Tarr
D433,795 S 11/2000 Bagaria
D547,063 S 7/2007 Soetardjo et al.

(Continued)

Related U.S. Application Data

(62) Division of application No. 29/737,323, filed on Jun. 8, 2020, which is a division of application No. 29/612,511, filed on Aug. 1, 2017, now Pat. No. Des. 886,450.
(51) **LOC (13) Cl.** **03-01**
(52) **U.S. Cl.**
USPC **D3/269**
(58) **Field of Classification Search**
USPC D3/201, 232, 244, 254, 269, 276, 286,
D3/287, 300, 303, 317, 327
CPC A45C 3/045; A45C 7/0077
See application file for complete search history.

References Cited

U.S. PATENT DOCUMENTS

2,672,263 A 3/1954 Mber
2,813,602 A 11/1957 Macarthur
3,796,357 A 3/1974 Johnson
D234,326 S 2/1975 Kato
D247,524 S 3/1978 Graham
4,126,256 A 11/1978 McGruder
D254,343 S 3/1980 Babcock
4,258,869 A 3/1981 Hilgendorff
D272,428 S 1/1984 Kelley
D292,847 S 11/1987 Barker
5,129,560 A 7/1992 Herman

OTHER PUBLICATIONS

Lewis N Clark Travel Shoe Covers, announced Nov. 1, 2011 [online]. [site visited Jun. 14, 2022], Available from internet, URL: < <https://www.amazon.ca/Lewis-N-Clark-Drawstring-Size/dp/B0049B25TA/>> (Year: 2011).*

Primary Examiner — Kevin K Rudzinski
Assistant Examiner — Amber J Rabie
(74) *Attorney, Agent, or Firm* — Goodhue, Coleman & Owens, P.C.

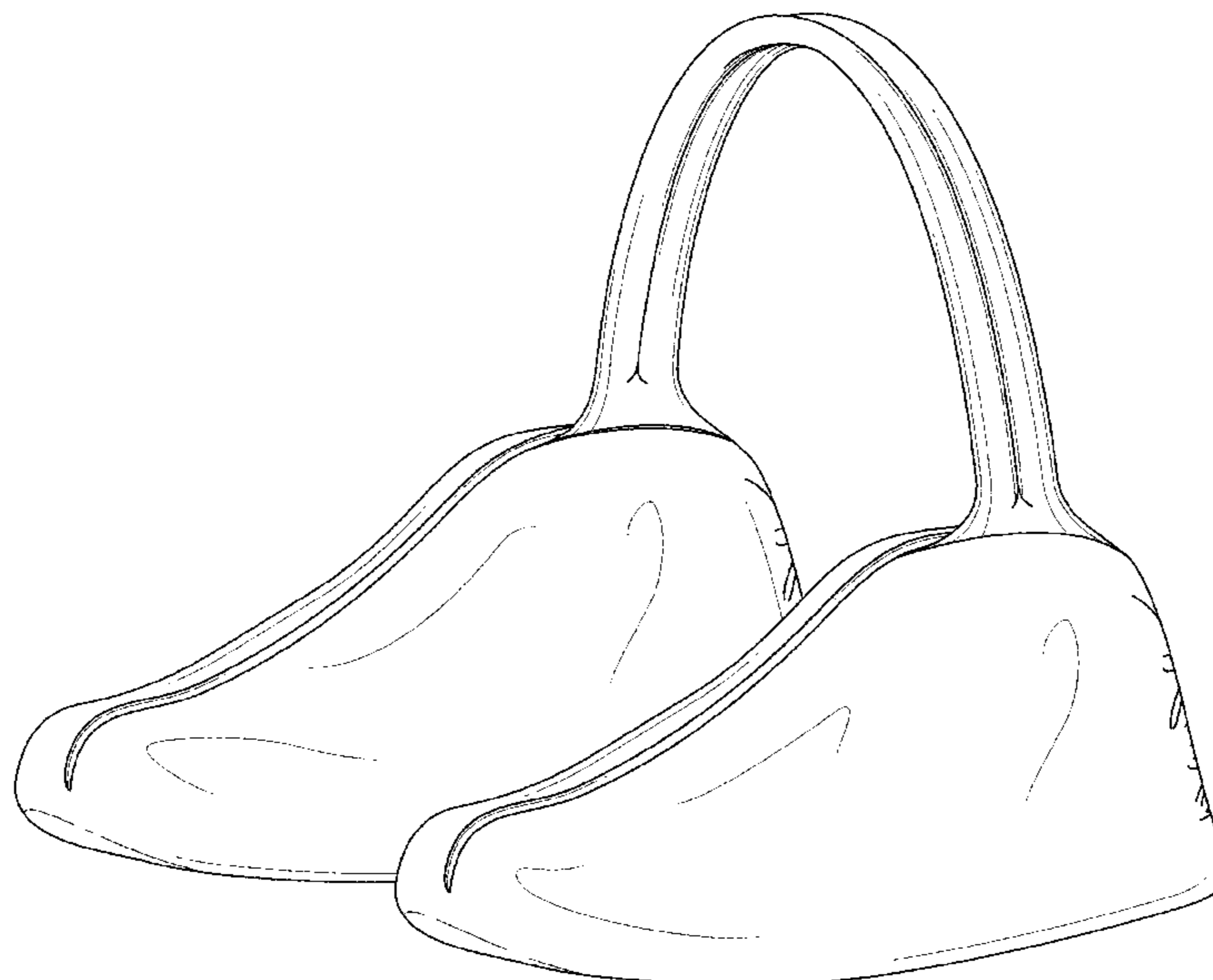
CLAIM

(57) The ornamental design for a shoe tote, as shown and described.

DESCRIPTION

FIG. 1 is a perspective view of a shoe tote in accordance with the present invention;
FIG. 2 is a front view thereof;
FIG. 3 is a rear view thereof;
FIG. 4 is a left side view thereof;
FIG. 5 is a right side view thereof;
FIG. 6 is a top view thereof; and,
FIG. 7 is a bottom view thereof.

1 Claim, 7 Drawing Sheets



(56)

References Cited

U.S. PATENT DOCUMENTS

D578,763 S 10/2008 Walker
D607,638 S 1/2010 Hensley et al.
D674,189 S 1/2013 Robinson
D679,089 S * 4/2013 Chou D3/261
D683,961 S 6/2013 Middleton et al.
D687,635 S 8/2013 Choi et al.
D688,454 S 8/2013 Saunders
D781,574 S 3/2017 Bedford
D789,214 S 6/2017 Belt
D840,154 S 2/2019 Prisco et al.
D886,450 S * 6/2020 Leaks, Jr. D3/269
2004/0016785 A1 1/2004 Timmons
2004/0163279 A1 * 8/2004 Gadson A43B 3/16
36/7.1 R
2005/0035169 A1 2/2005 Tabor et al.
2005/0274765 A1 12/2005 Fischel
2007/0272570 A1 11/2007 Brooks
2011/0101052 A1 5/2011 Armstrong
2019/0254396 A1 * 8/2019 Leaks, Jr. A45F 5/00

* cited by examiner

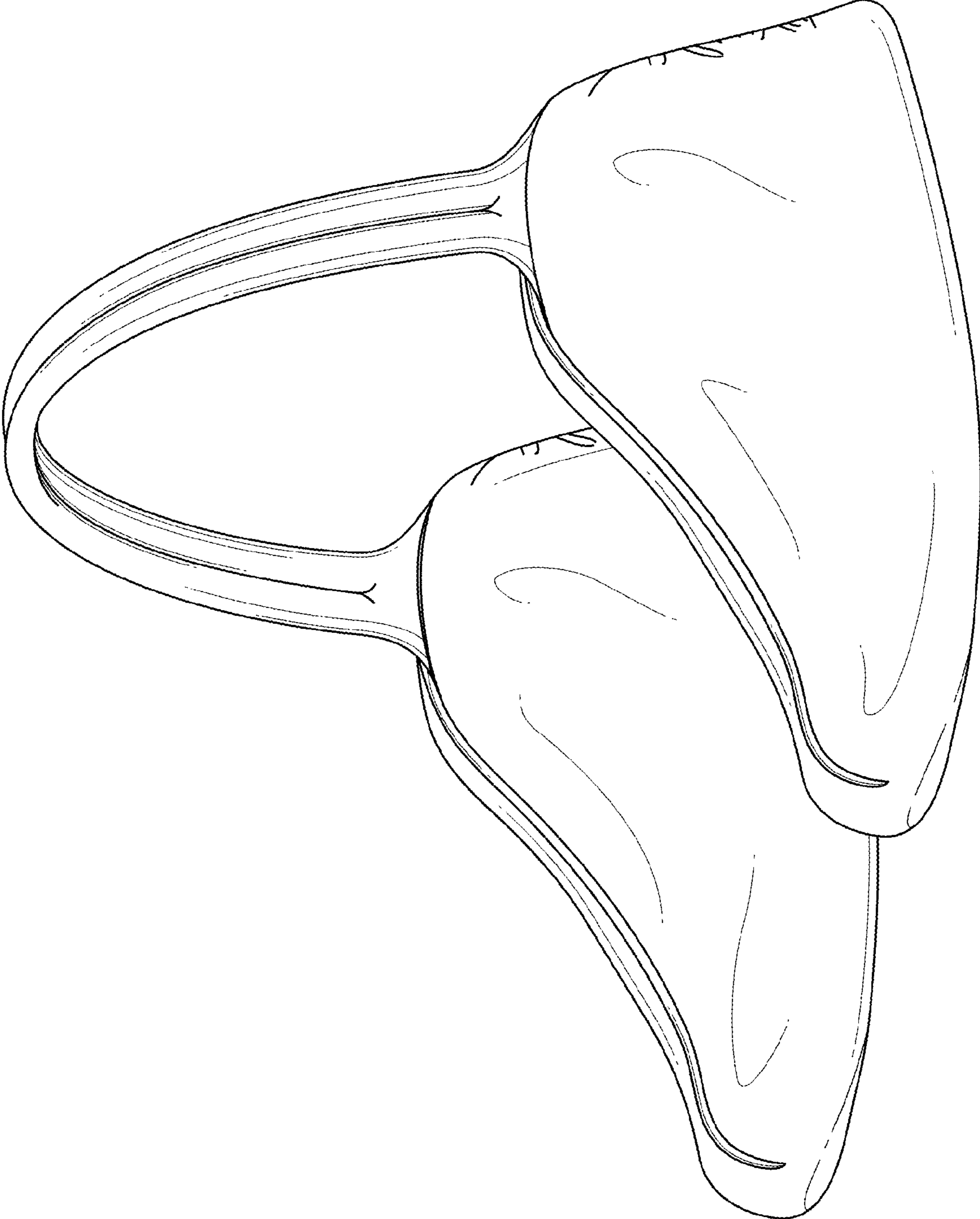


FIG. 1

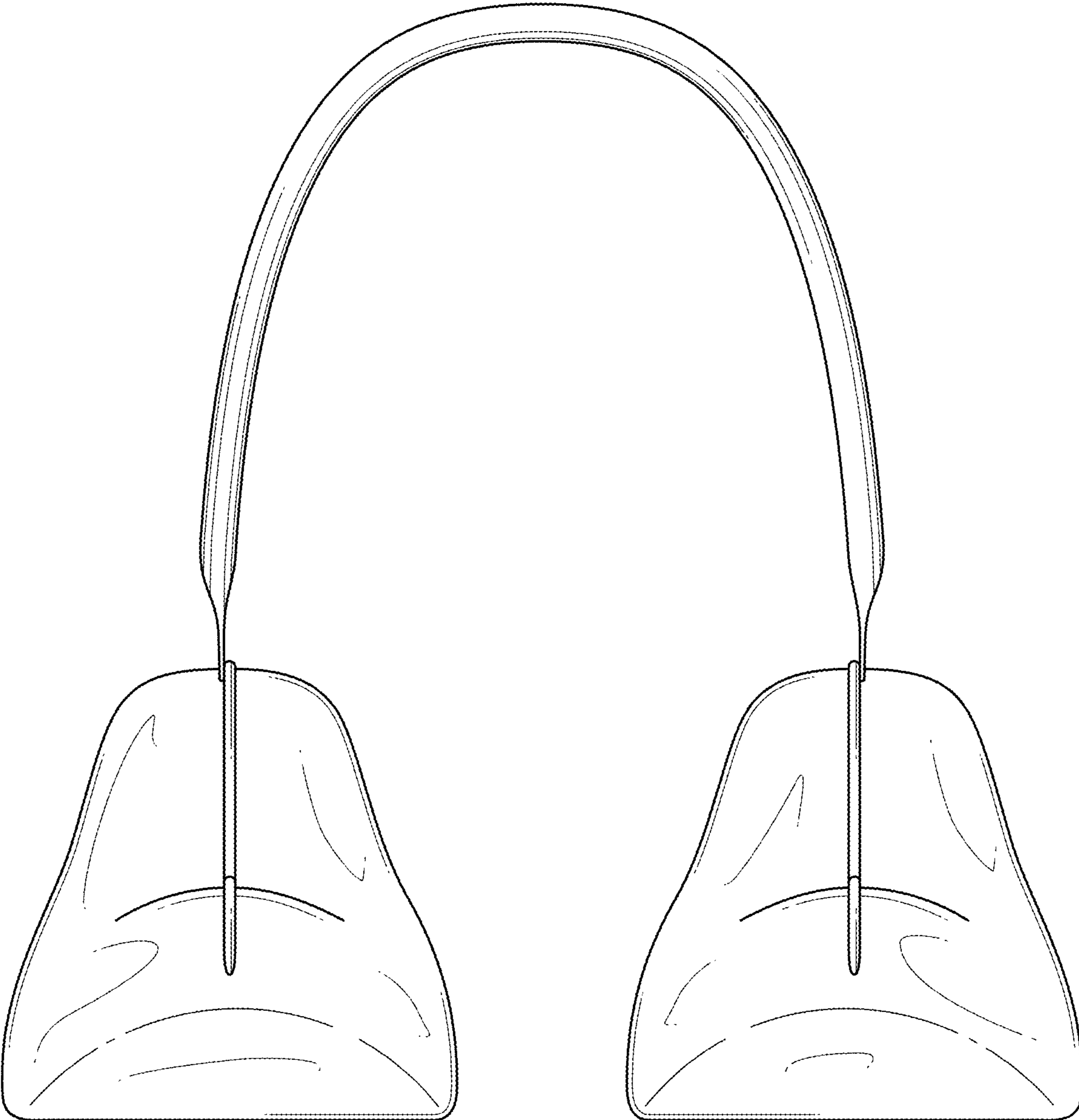


FIG. 2

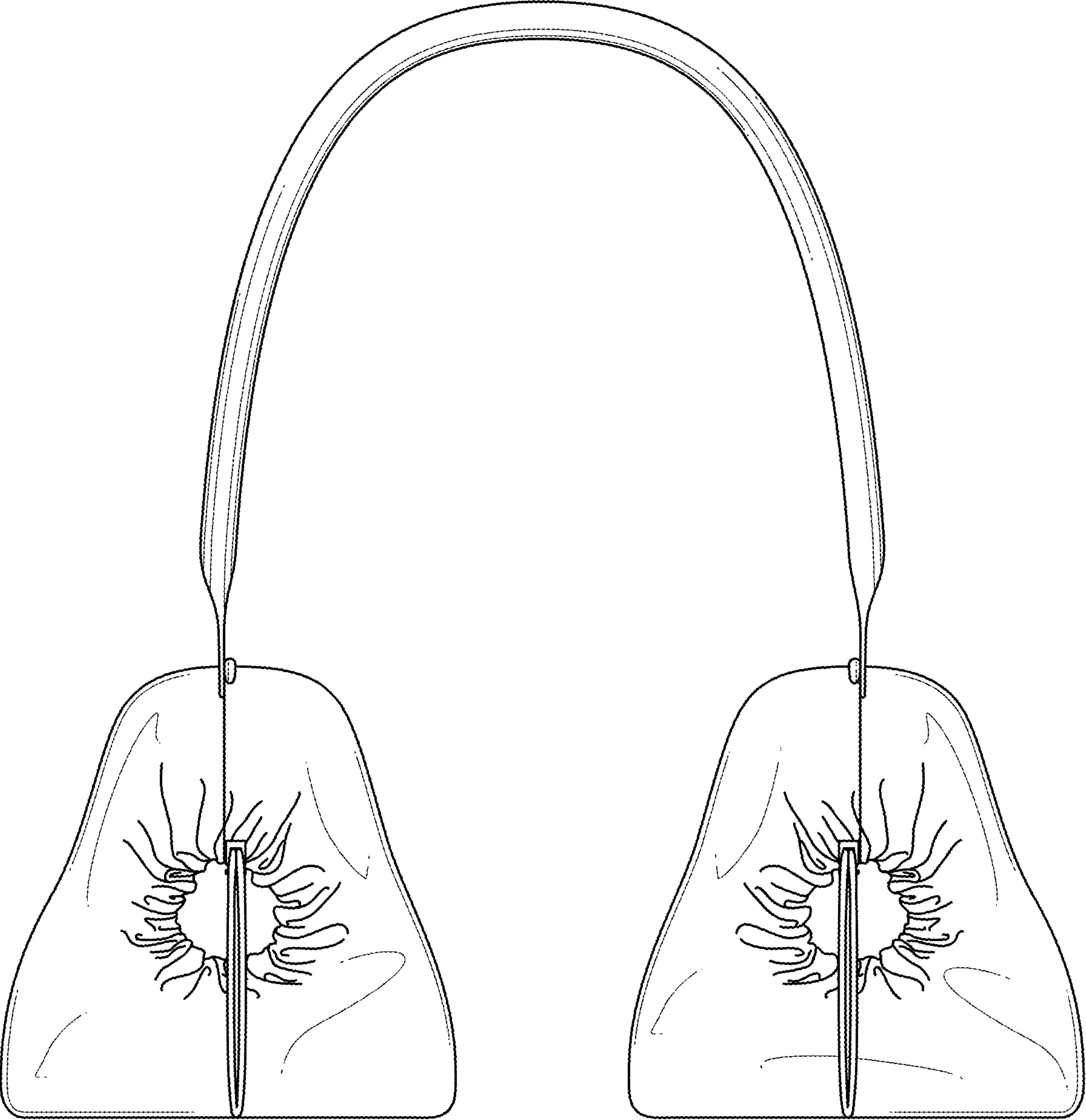


FIG. 3

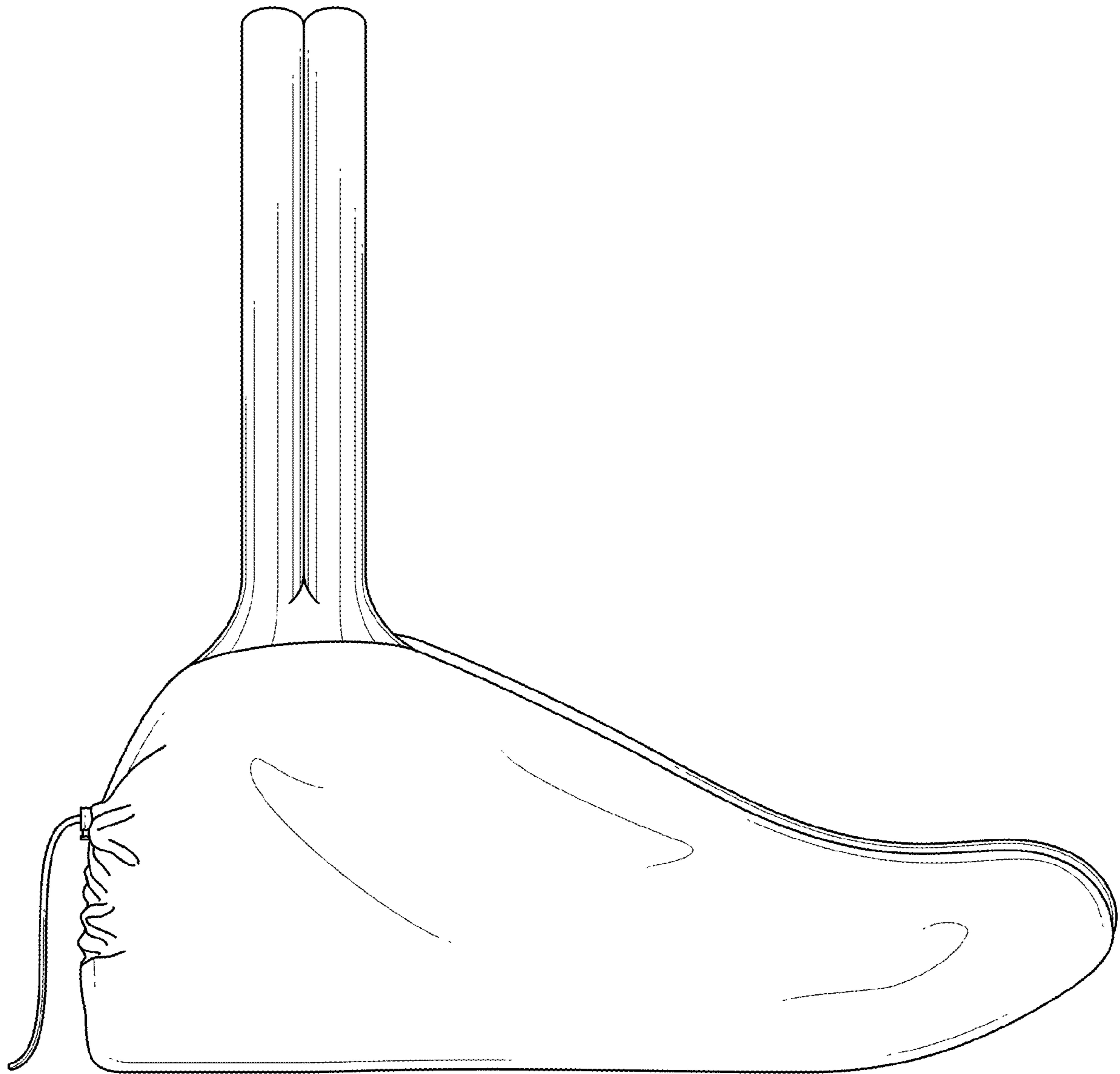


FIG. 4

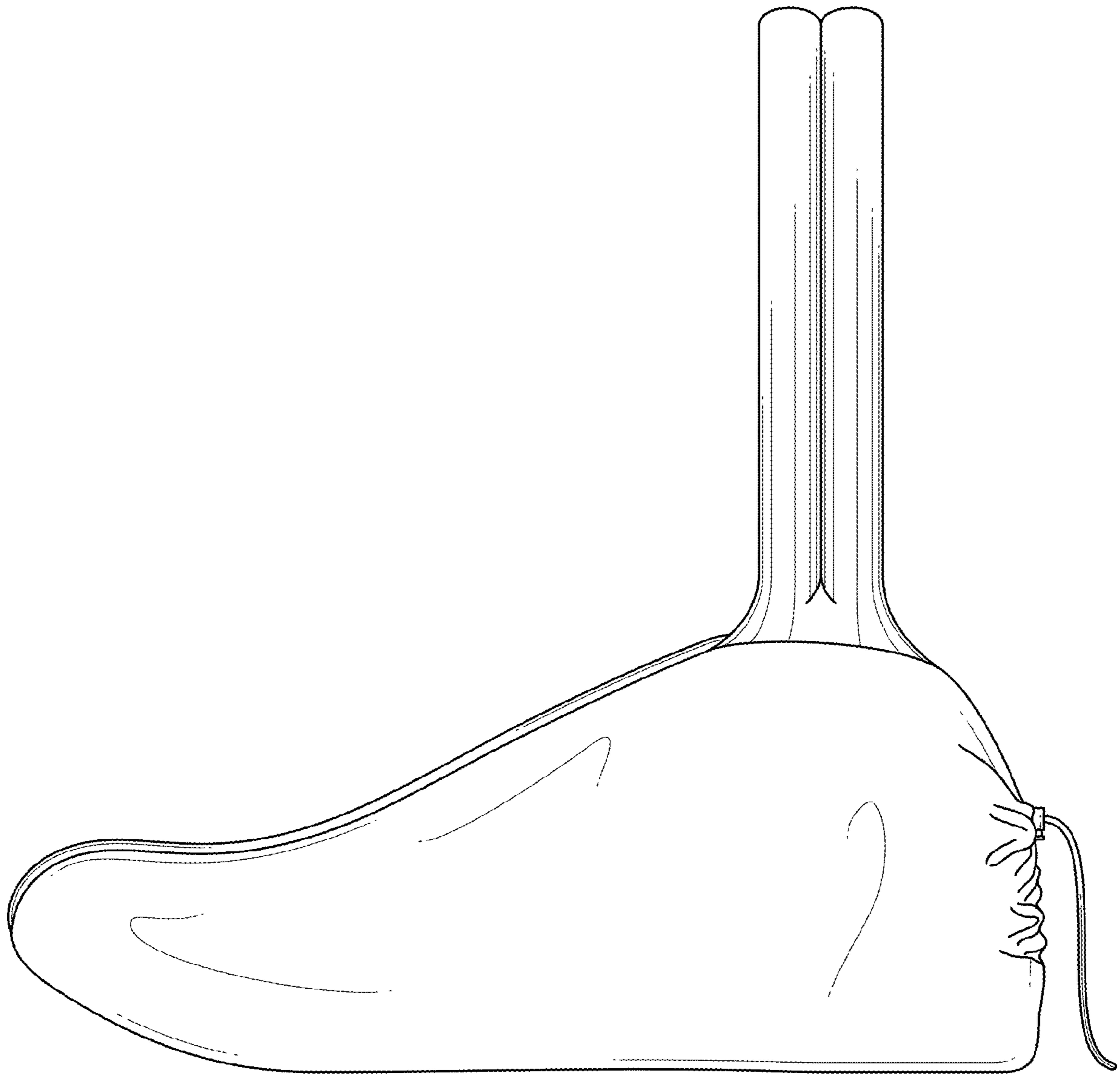


FIG. 5




FIG. 6

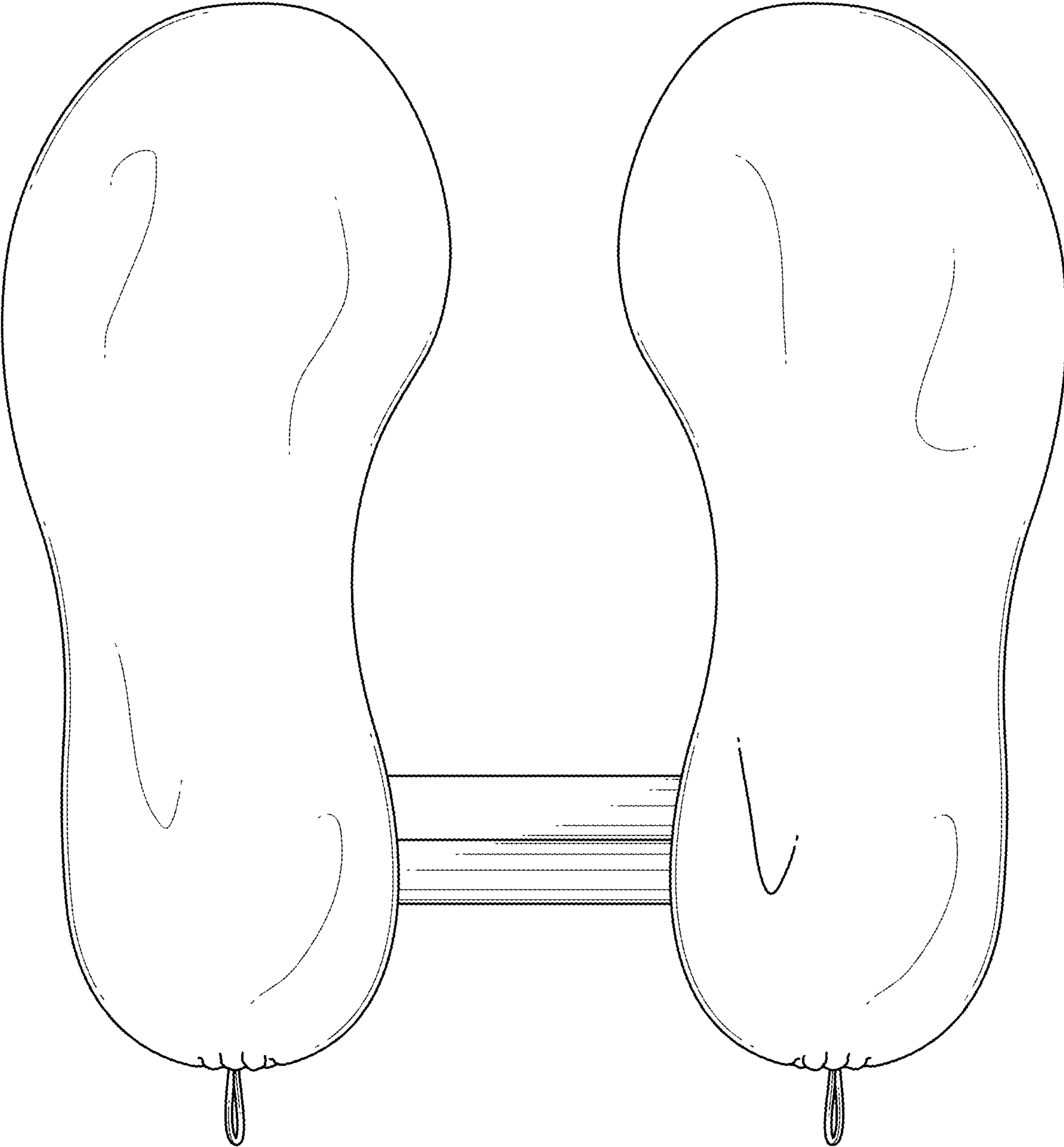


FIG. 7