



US00D966677S

(12) **United States Design Patent** (10) **Patent No.:** **US D966,677 S**
Kroshinskaya (45) **Date of Patent:** **** Oct. 18, 2022**

- (54) **FOOTWEAR**
- (71) Applicant: **Target Brands, Inc.**, Minneapolis, MN (US)
- (72) Inventor: **Masha Kroshinskaya**, Minneapolis, MN (US)
- (73) Assignee: **Target Brands, Inc.**, Minneapolis, MN (US)
- (**) Term: **15 Years**
- (21) Appl. No.: **29/735,439**
- (22) Filed: **May 21, 2020**
- (51) **LOC (13) Cl.** **02-04**
- (52) **U.S. Cl.**
USPC **D2/960**; D2/947; D2/951; D2/953
- (58) **Field of Classification Search**
USPC D2/902, 906, 908, 916, 918, 925, D2/946-962, 977; 36/3 B, 22 R, 24.5, 36/25 R, 28, 32 R, 34 R, 59 C, 67 A, 103
CPC A43B 13/00; A43B 13/02; A43B 13/023; A43B 13/026; A43B 13/04; A43B 13/08; A43B 13/10; A43B 13/12; A43B 13/14; A43B 13/141; A43B 13/143; A43B 13/16; A43B 13/18; A43B 13/181; A43B 13/187; A43B 13/189; A43B 13/20; A43B 13/22; A43B 13/223; A43B 13/24; A43B 13/28; A43B 13/30; A43B 13/32; A43B 13/34; A43B 13/36
See application file for complete search history.

(56) **References Cited**

U.S. PATENT DOCUMENTS

D291,147 S *	8/1987	Kelley	D2/960
D294,537 S *	3/1988	Le	D2/960
D473,041 S *	4/2003	Finkelberg	D2/960
D505,537 S *	5/2005	Friedman	D2/961

D579,183 S	10/2008	Myers	
D582,138 S	12/2008	Claveria	
D592,386 S	5/2009	Baker et al.	
D606,292 S *	12/2009	Ong D2/947
D621,141 S	8/2010	Tatsuno et al.	
D642,772 S	8/2011	Tonkel et al.	
D643,188 S	8/2011	Tonkel et al.	
D646,870 S	10/2011	Patterson	
D654,670 S	2/2012	Nelson	
D663,106 S	7/2012	Schoenmaker	
D674,580 S	1/2013	Rinaldi	
8,365,445 B2 *	2/2013	Sink A43B 13/206 36/114
D677,456 S *	3/2013	Knight D2/961
D684,346 S	6/2013	Rinaldi et al.	
D693,100 S	11/2013	Dushey et al.	
8,641,054 B2 *	2/2014	Adams A63C 17/02 280/607
D701,380 S	3/2014	Reed et al.	

(Continued)

Primary Examiner — T Chase Nelson
(74) *Attorney, Agent, or Firm* — Merchant & Gould P.C.

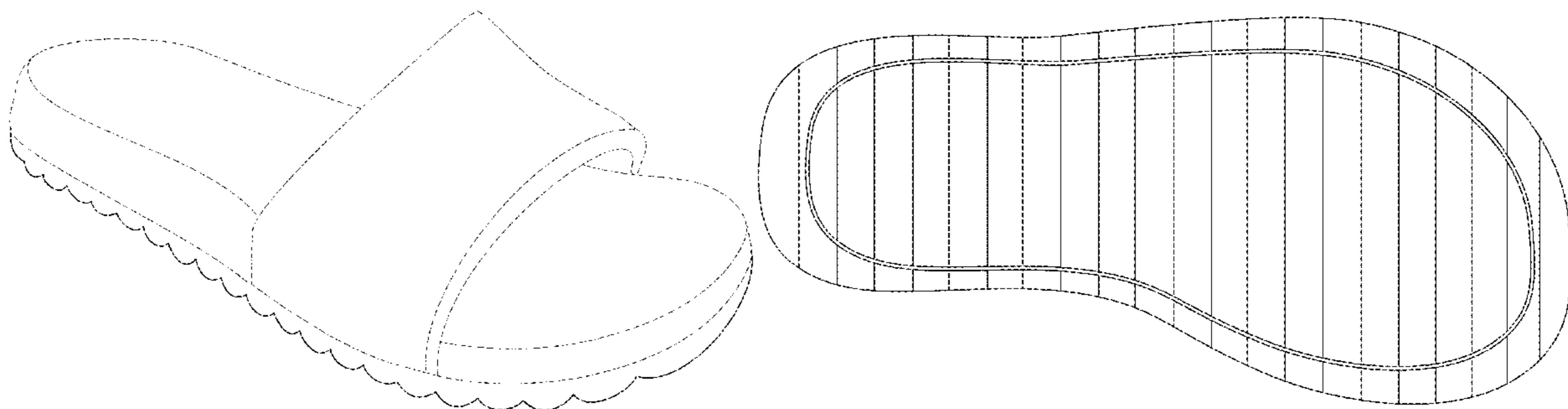
(57) **CLAIM**

The ornamental design for a footwear, as shown and described.

DESCRIPTION

FIG. 1 is a front, top and right side perspective view of an embodiment of a Footwear according to the new design; FIG. 2 is a back, bottom and right side perspective view thereof; FIG. 3 is a right side elevation view thereof; FIG. 4 is a left side elevation view thereof; FIG. 5 is a front side elevation view thereof; FIG. 6 is a back side elevation view thereof; FIG. 7 is a top plan view thereof; and, FIG. 8 is a bottom plan view thereof. The broken lines in the drawings show portions of the footwear that form no part of the claimed design.

1 Claim, 8 Drawing Sheets



(56)

References Cited

U.S. PATENT DOCUMENTS

D716,530	S	11/2014	Walker, Jr.	
D766,554	S	9/2016	Doak	
D772,542	S	11/2016	Grymes	
D774,735	S	12/2016	Grymes	
D777,409	S	1/2017	Rimer, Jr.	
D793,041	S	8/2017	Redondo	
D809,253	S *	2/2018	Brunner	D2/902
D813,503	S *	3/2018	Brunner	D2/908
D813,504	S *	3/2018	Brunner	D2/908
D821,070	S *	6/2018	Brunner	A43B 13/184 D2/908
D822,957	S *	7/2018	Brunner	D2/908
D838,448	S	1/2019	Dowson	
D856,640	S	8/2019	Brinkhof	
D874,102	S	2/2020	Sullivan et al.	
D878,717	S	3/2020	Jackson et al.	
D878,719	S	3/2020	Post	
D882,218	S	4/2020	Bernfeld	
D885,715	S	6/2020	Hardy	
D886,420	S	6/2020	Grymes	
D900,444	S *	11/2020	Brunner	D2/947
D920,646	S *	6/2021	Simone	D2/951
D950,904	S *	5/2022	Kroshinskaya	A43B 13/206 D2/947
D950,913	S *	5/2022	Kroshinskaya	A63C 17/02 D2/960
D956,404	S *	7/2022	Little	D2/947
D959,806	S *	8/2022	Yoo	D2/947
2019/0150561	A1 *	5/2019	Souyri	A43B 13/184

* cited by examiner




FIG. 1

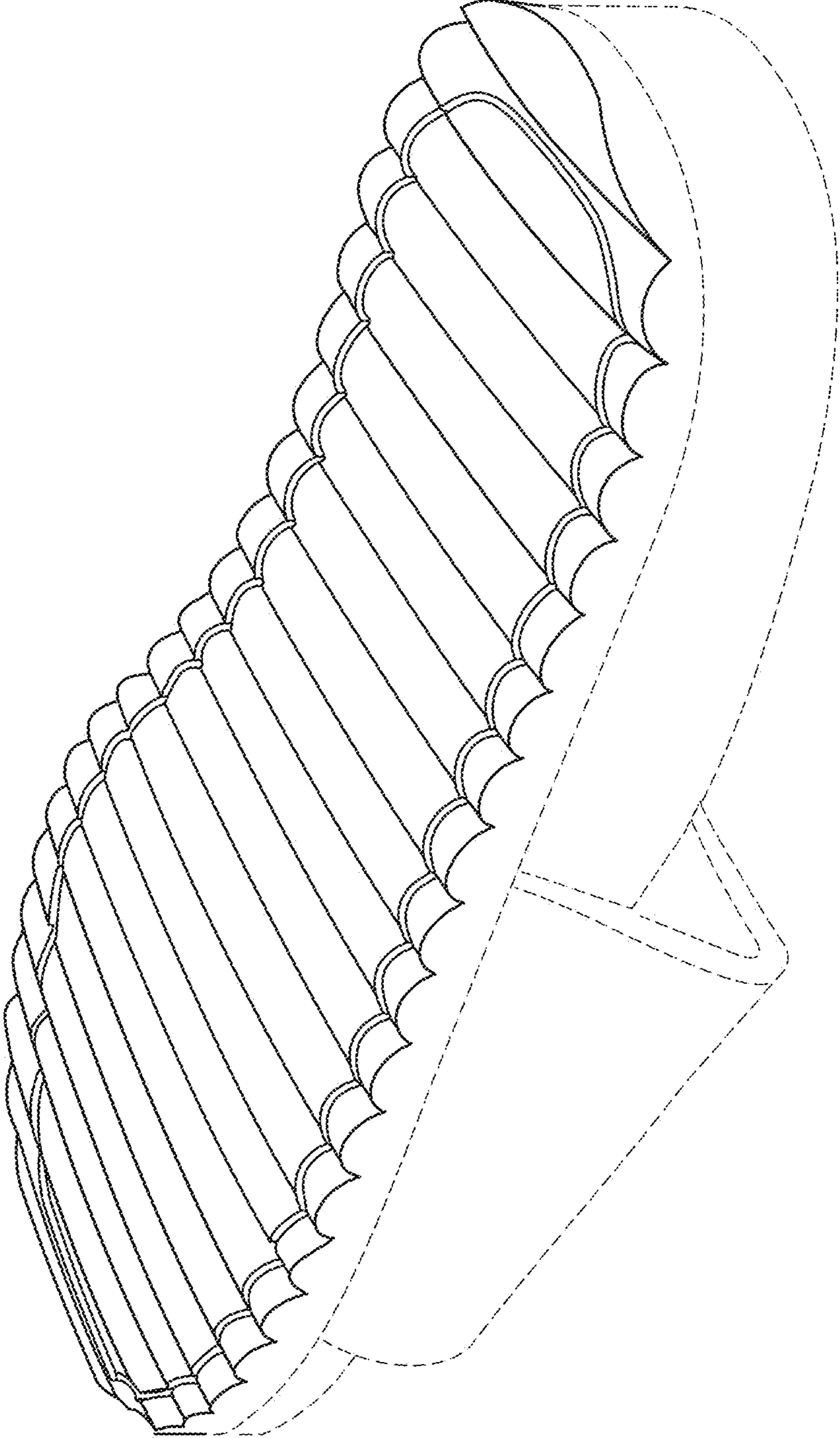
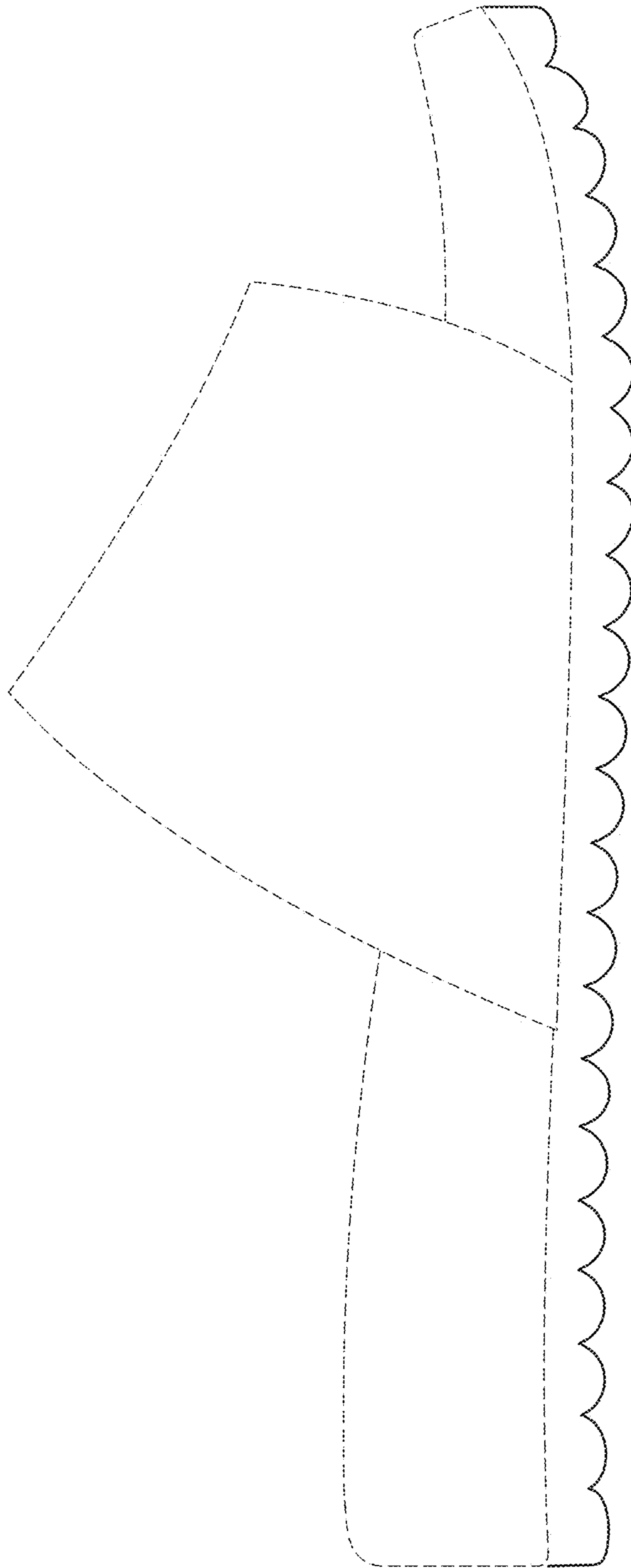


FIG. 2

FIG. 3



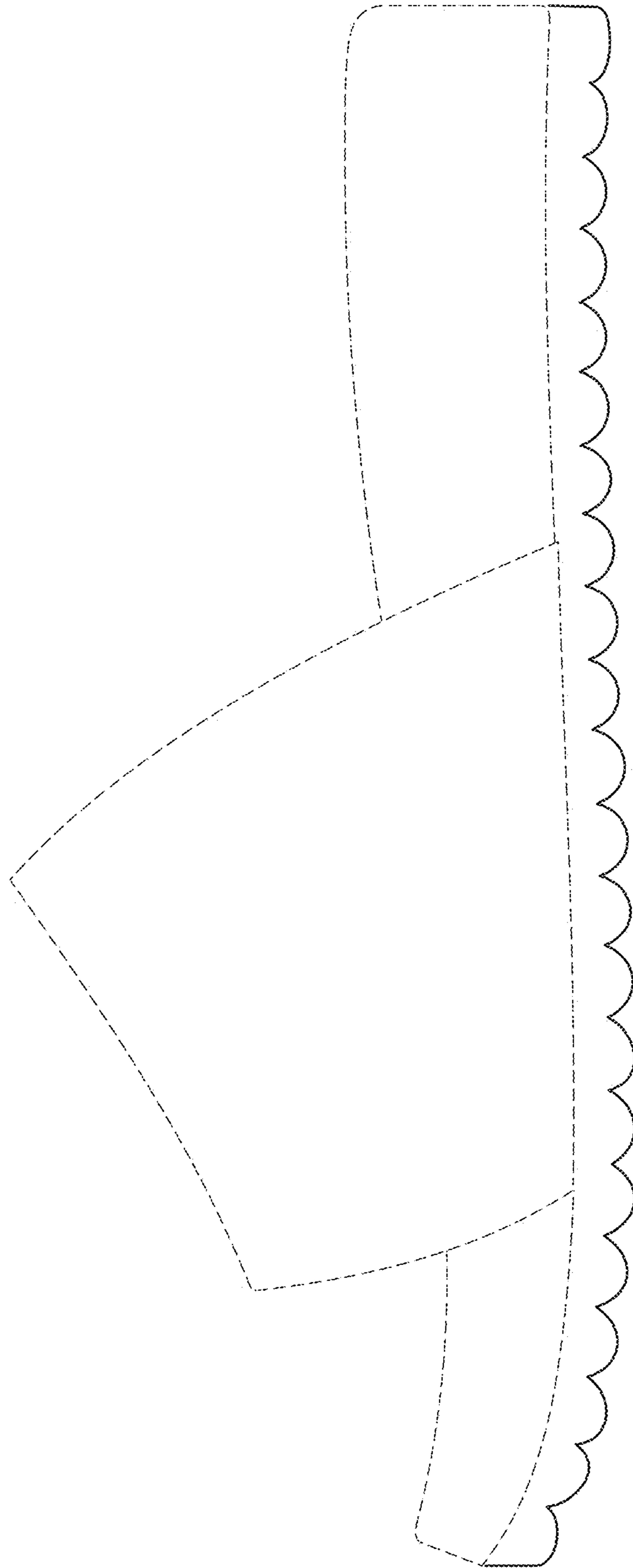


FIG. 4

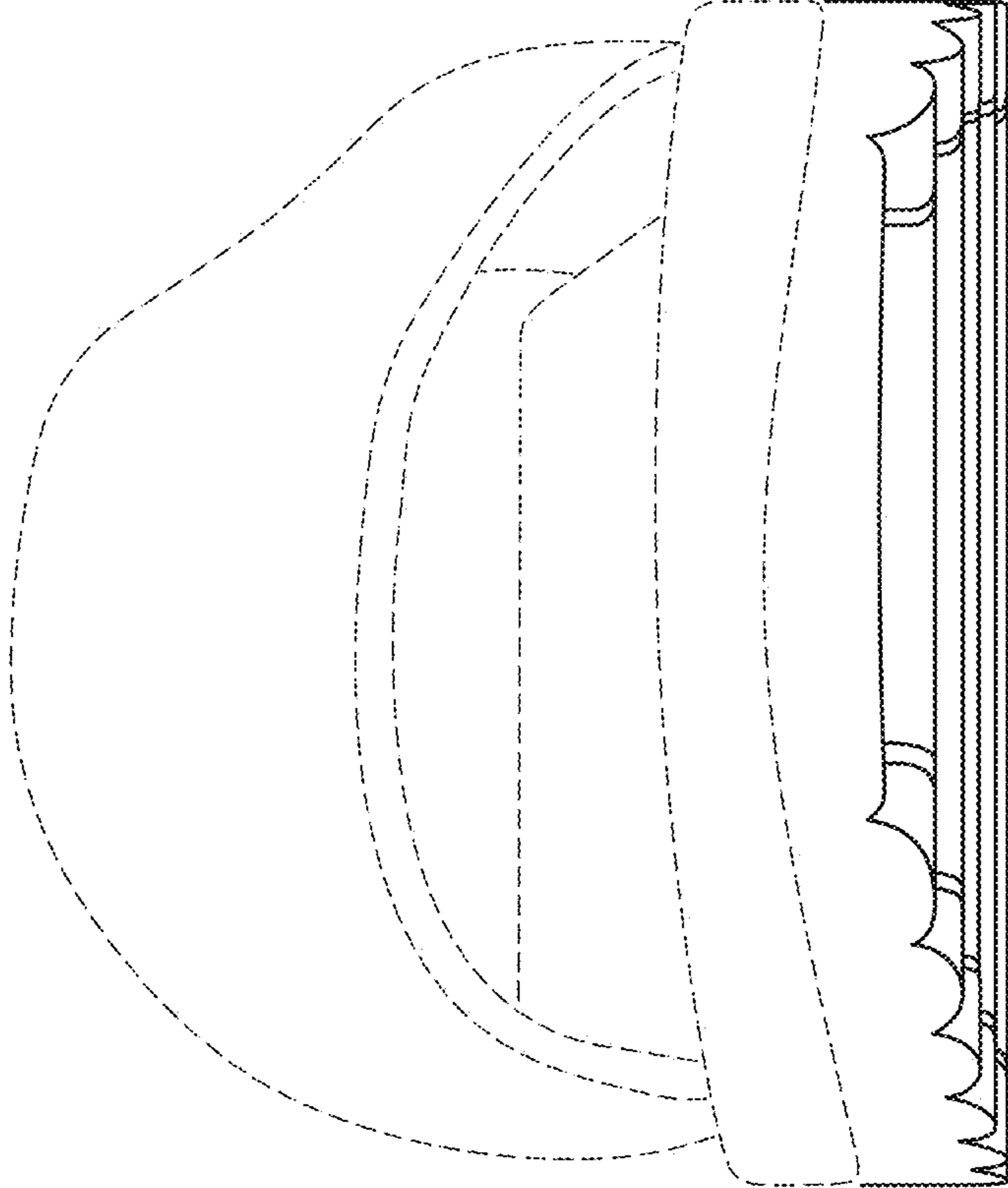


FIG. 5

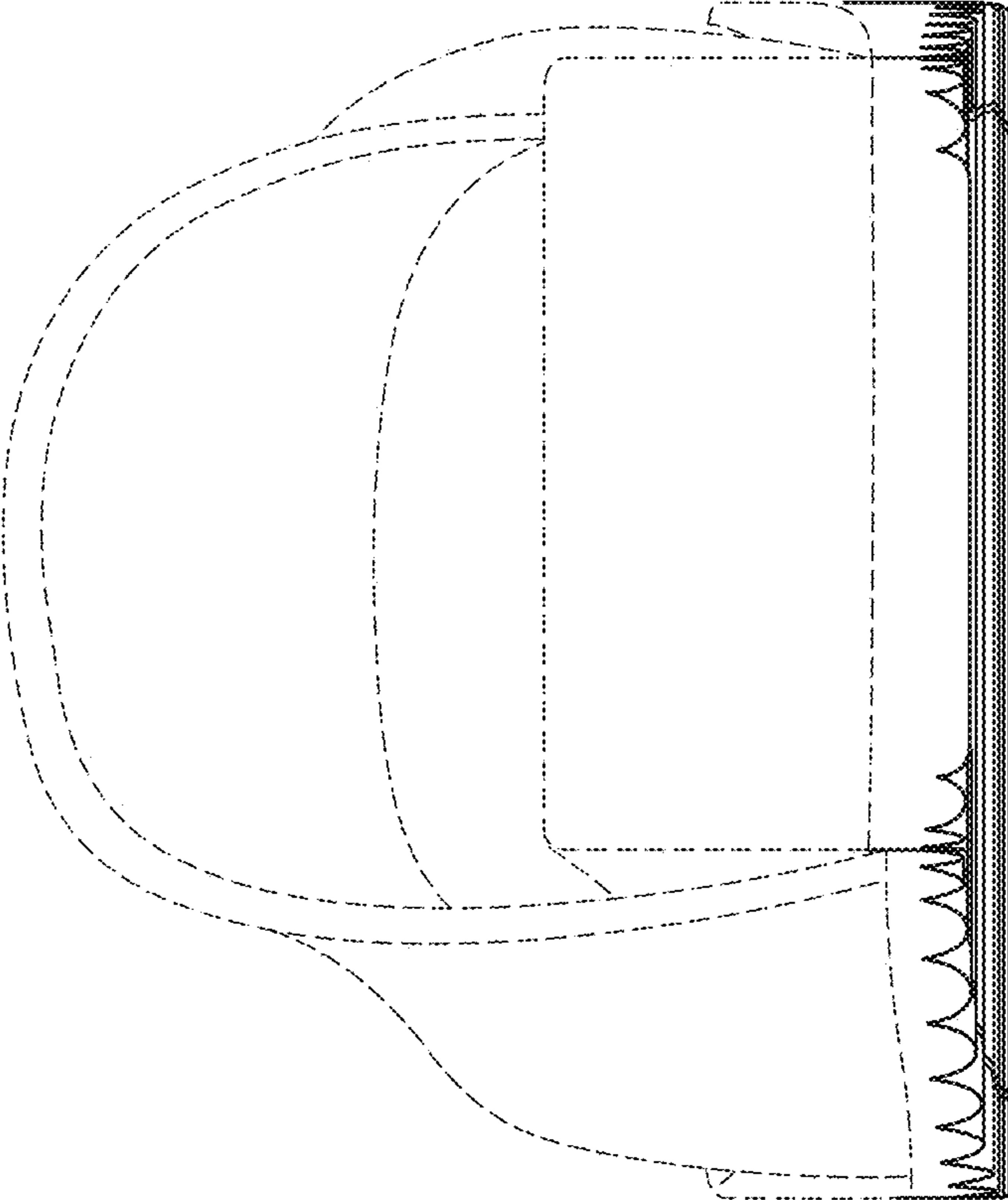


FIG. 6

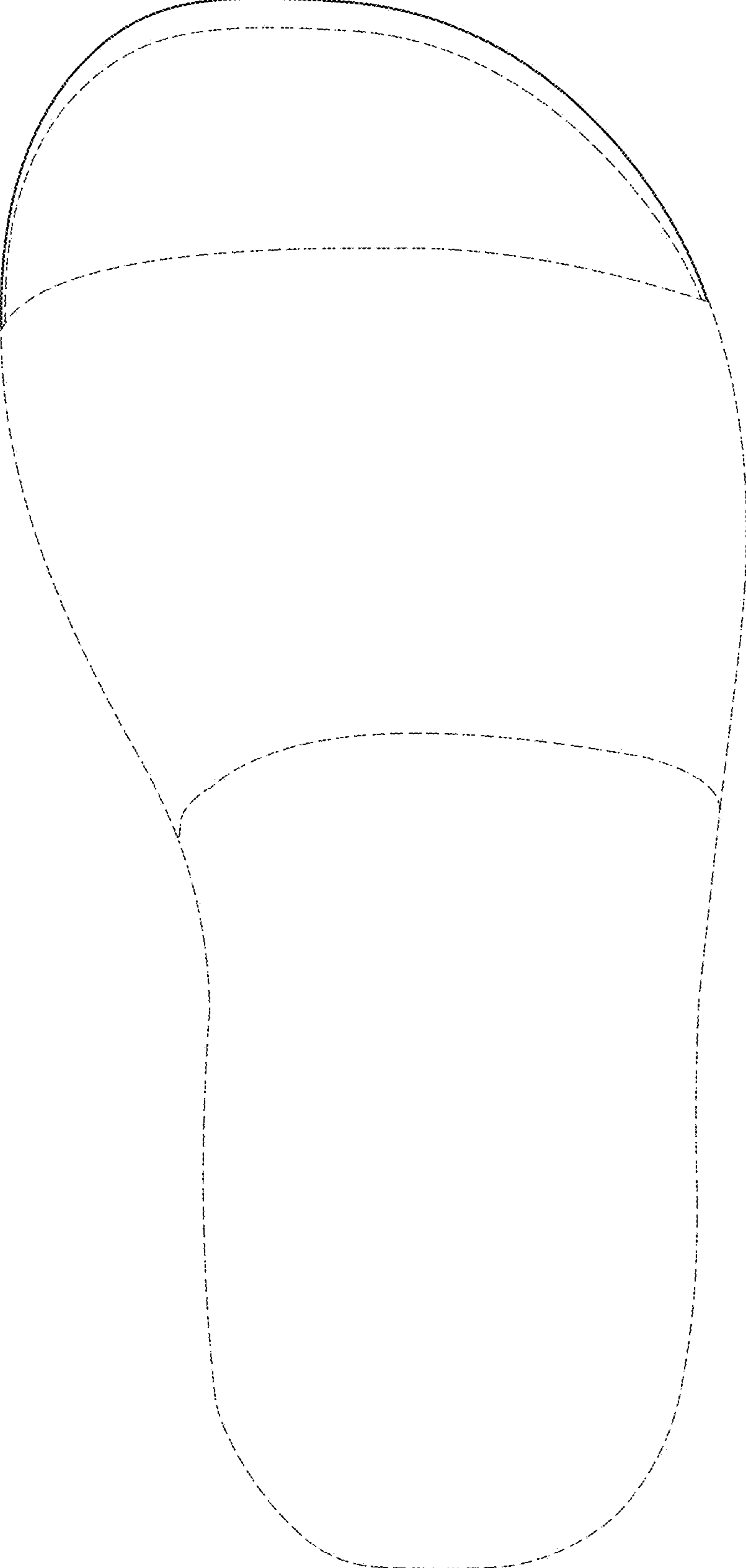


FIG. 7

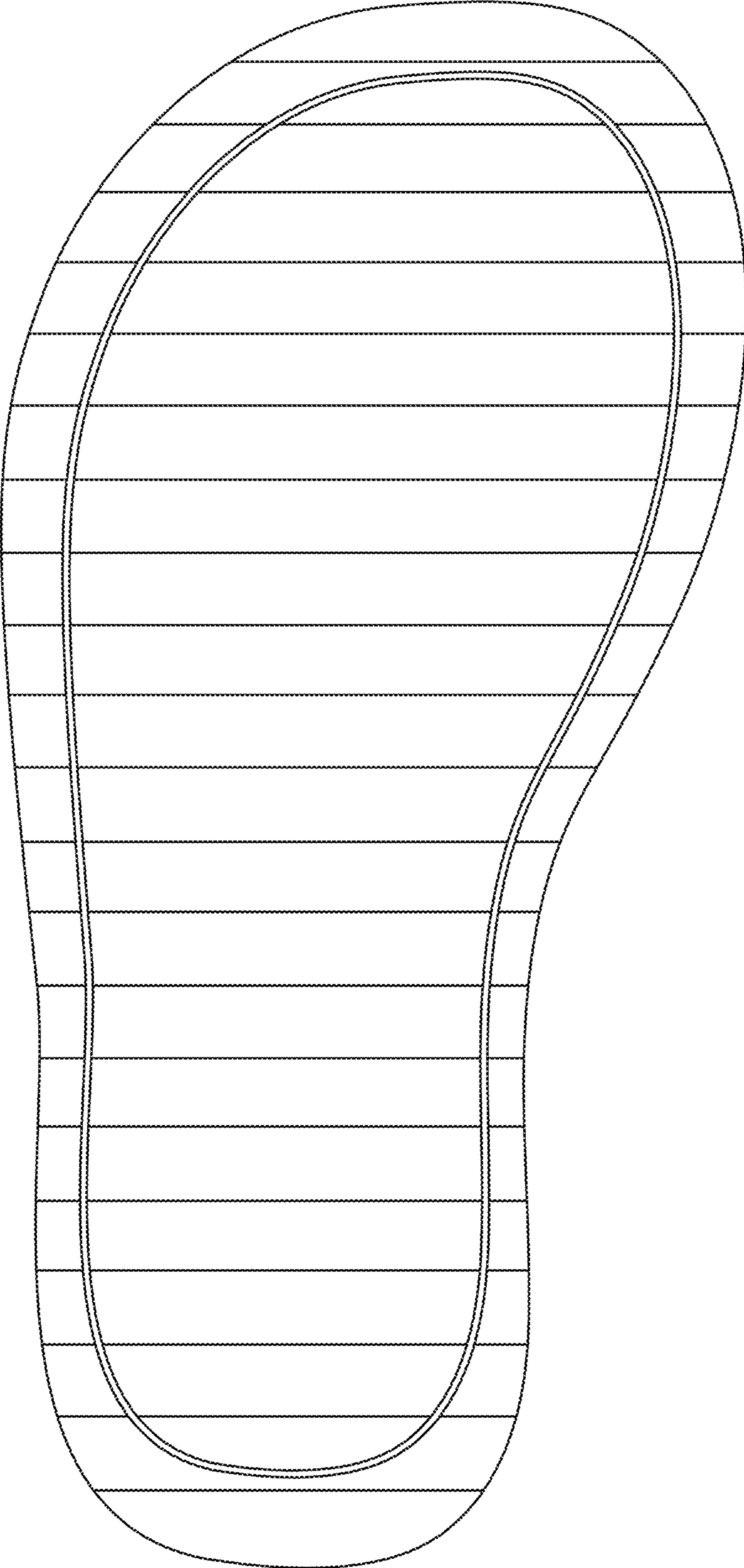


FIG. 8