

US00D96664S

(12) **United States Design Patent**
Xu

(10) **Patent No.:** **US D966,664 S**
(45) **Date of Patent:** **** Oct. 18, 2022**

- (54) **CREASE PROTECTOR**
- (71) Applicant: **Zening Xu**, Guangdong (CN)
- (72) Inventor: **Zening Xu**, Guangdong (CN)
- (**) Term: **15 Years**
- (21) Appl. No.: **29/783,377**
- (22) Filed: **May 12, 2021**
- (51) **LOC (13) Cl.** **02-04**
- (52) **U.S. Cl.**
USPC **D2/909**
- (58) **Field of Classification Search**
USPC D2/979, 896, 946, 961, 976, 909
CPC A43B 21/00; A43B 21/02; A43B 21/025;
A43B 21/03; A43B 21/04; A43B 21/06;
A43B 21/08
See application file for complete search history.

D831,388 S	10/2018	Rus	
D871,051 S *	12/2019	Benchoff	D2/979
D880,142 S *	4/2020	Benchoff	D2/979
D880,143 S *	4/2020	Benchoff	D2/979
D880,830 S *	4/2020	Buck	D2/961
D883,649 S *	5/2020	Huang	D2/979
D886,423 S *	6/2020	Yeh	D2/972
D908,324 S *	1/2021	Kim	D2/946
D932,170 S *	10/2021	Buck	A43B 17/08 D2/961
D945,750 S *	3/2022	Li	D2/979

* cited by examiner

Primary Examiner — David G Muller

(57) **CLAIM**

The ornamental design for a crease protector, as shown and described.

DESCRIPTION


FIG. 1 is a perspective view of a crease protector showing my new design;
 FIG. 2 is a front view thereof;
 FIG. 3 is a back view thereof;
 FIG. 4 is a left side view thereof;
 FIG. 5 is a right side view thereof;
 FIG. 6 is a top view thereof; and,
 FIG. 7 is a bottom view thereof.

1 Claim, 7 Drawing Sheets

(56) **References Cited**

U.S. PATENT DOCUMENTS

D404,546 S *	1/1999	Isenberg	D2/905
D405,591 S *	2/1999	Kan	D21/772
D407,555 S *	4/1999	Sorofman	D2/979
D509,951 S *	9/2005	Johnson	D2/961






FIG. 1

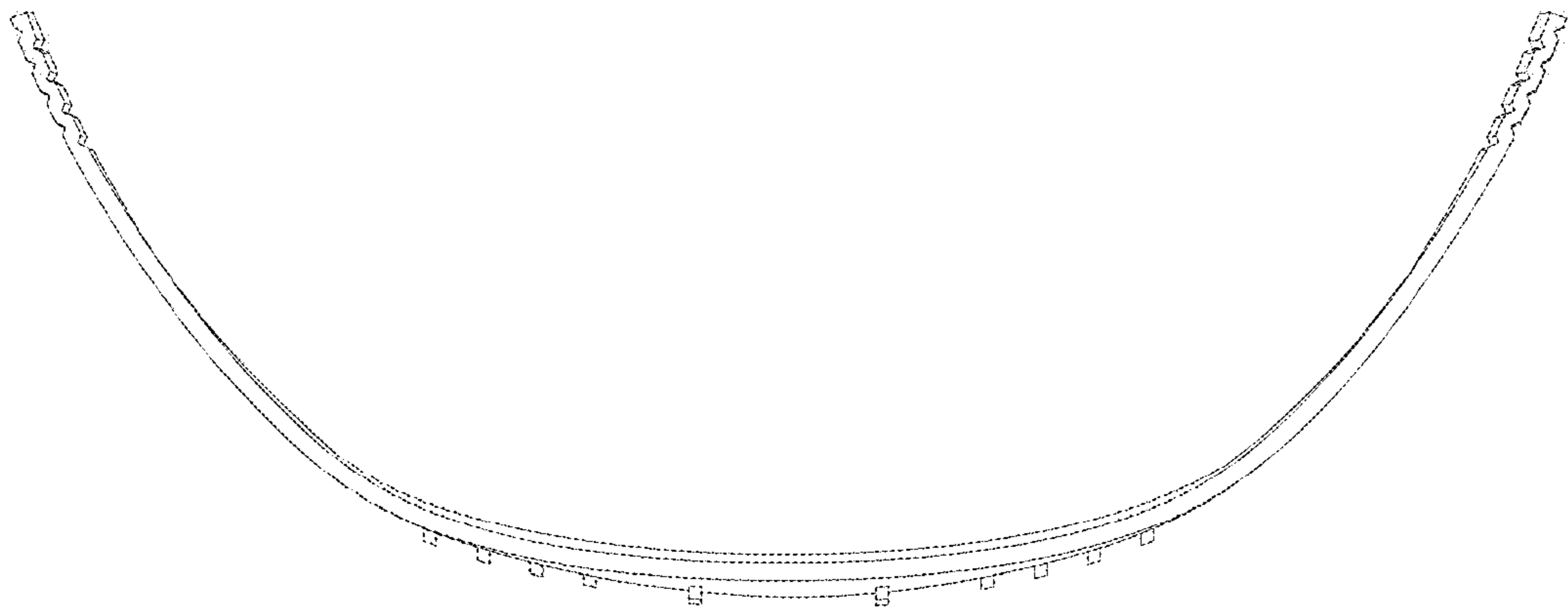


FIG. 2

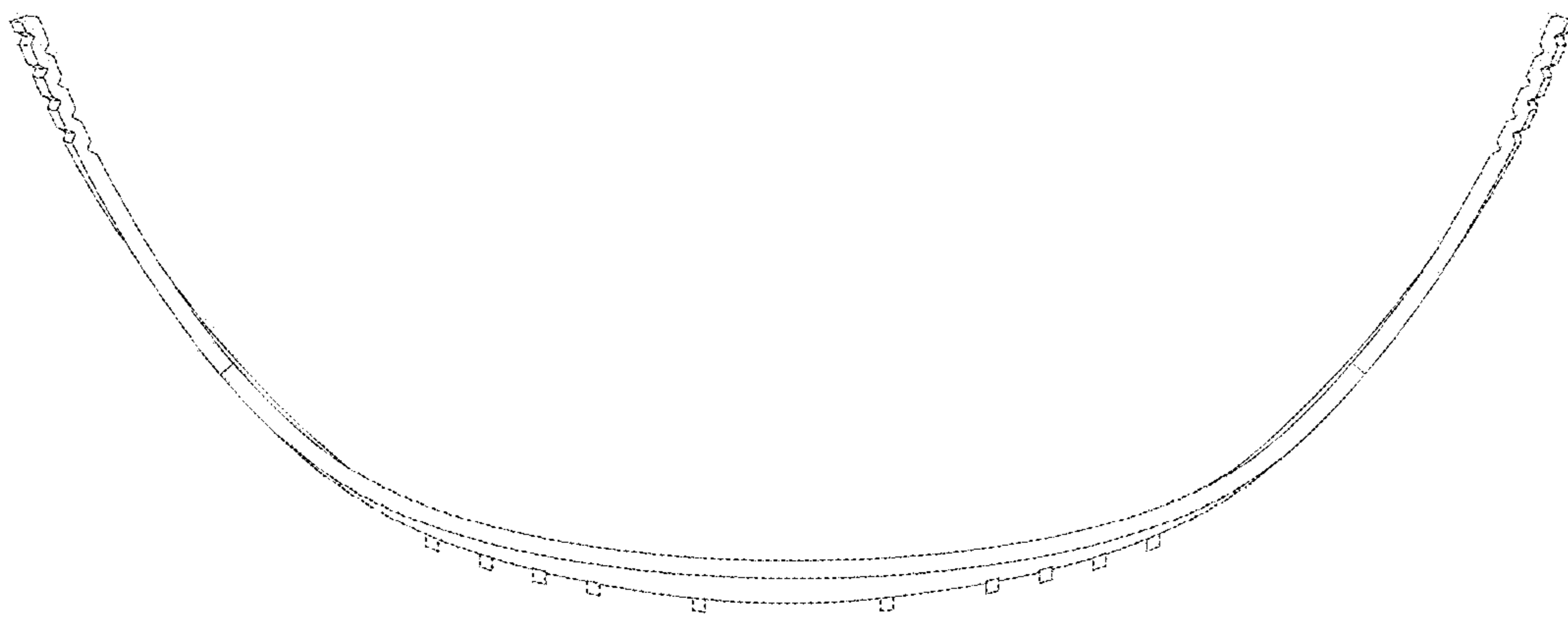


FIG. 3

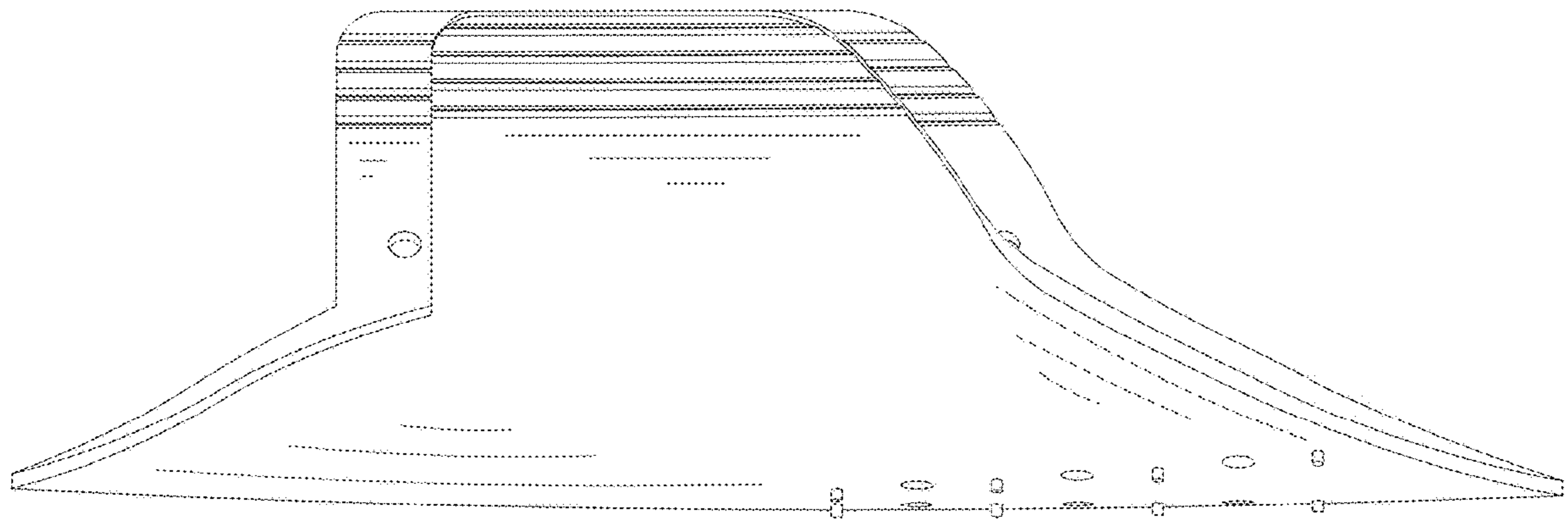


FIG. 4

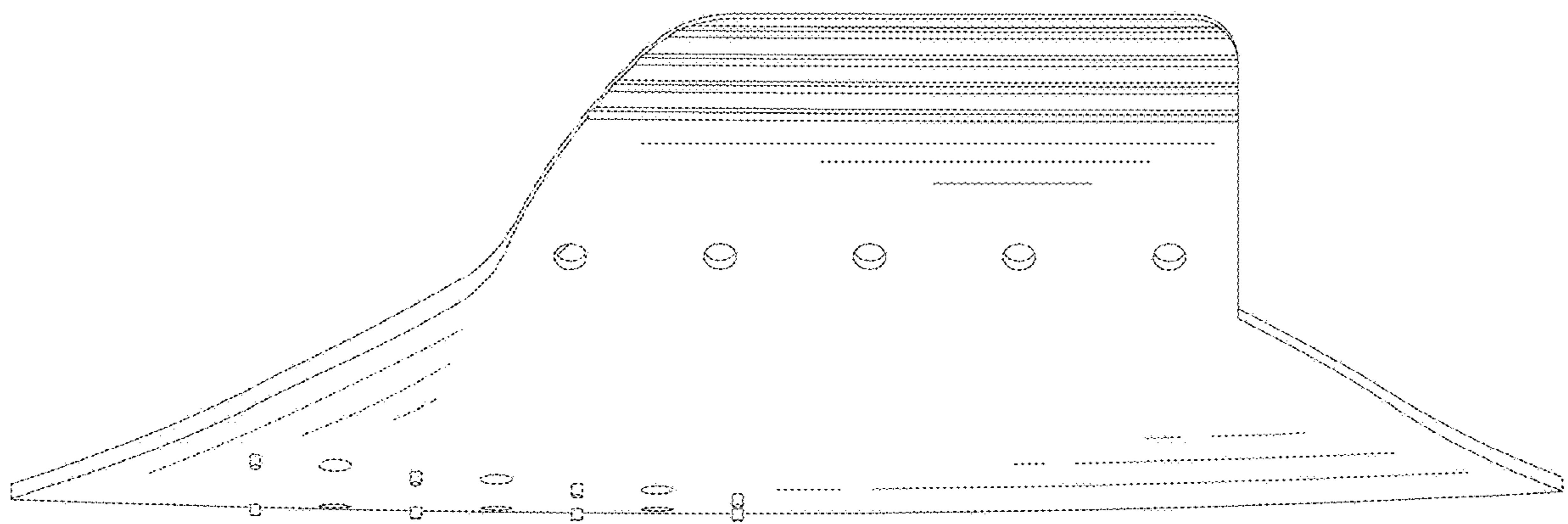


FIG. 5

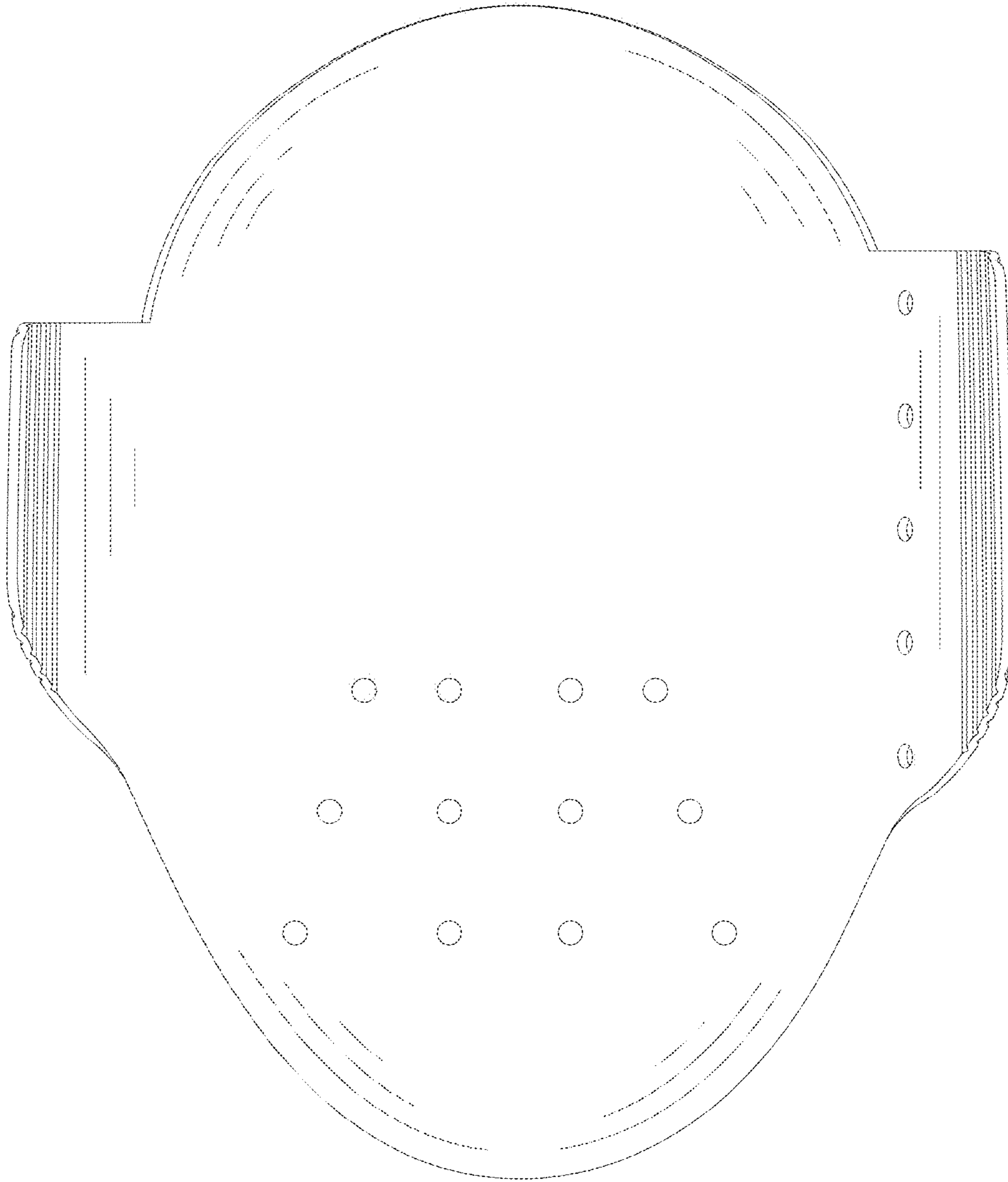


FIG. 6

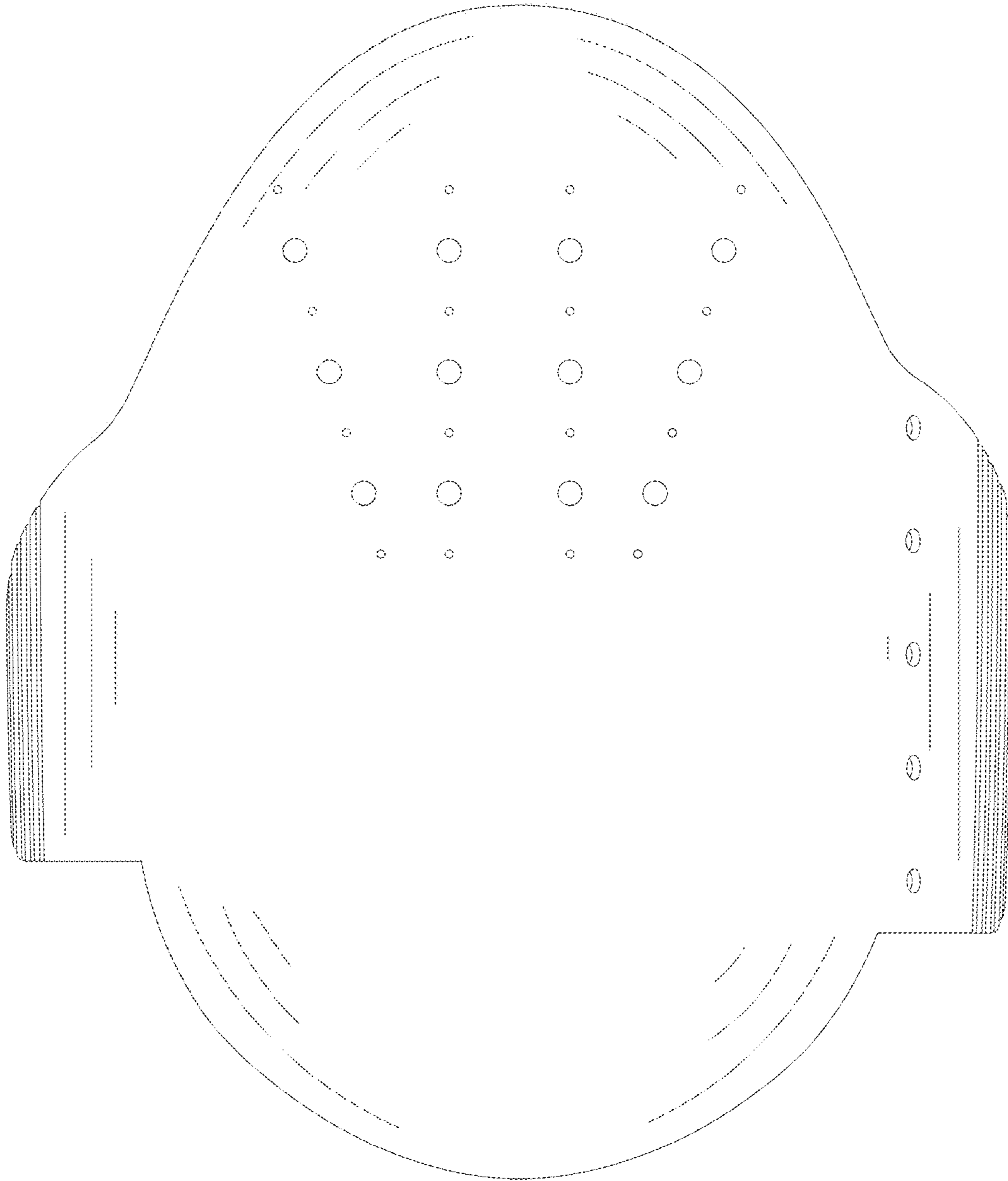


FIG. 7