

US00D96663S

(12) **United States Design Patent**
Carson et al.

(10) **Patent No.:** **US D966,663 S**
(45) **Date of Patent:** **** Oct. 18, 2022**

(54) **CROWN CAP**

(71) Applicants: **Dionte Carson**, Centerline, MI (US);
Damaje Carson, Centerline, MI (US)

(72) Inventors: **Dionte Carson**, Centerline, MI (US);
Damaje Carson, Centerline, MI (US)

(**) Term: **15 Years**

(21) Appl. No.: **29/652,633**

(22) Filed: **Oct. 8, 2020**

(51) **LOC (13) Cl.** **02-03**

(52) **U.S. Cl.**
USPC **D2/876; D2/866**

(58) **Field of Classification Search**
USPC D2/865, 866, 869, 870, 871, 872, 873,
D2/874, 875, 876, 877, 878, 879, 880,
D2/881, 882, 883, 884, 885, 886, 887,
D2/888, 889, 890, 891, 892, 893, 894,
D2/895
CPC .. A42B 1/00; A42B 1/004; A42B 1/02; A42B
1/06; A42B 1/206; A42B 1/24; A42B
1/242; A42B 1/245; A42B 1/247; A42B
1/248; A42C 5/00

See application file for complete search history.

(56) **References Cited**

U.S. PATENT DOCUMENTS

D271,631 S * 12/1983 De Lozada D2/876
D282,405 S * 2/1986 De Lozada D2/866
D340,570 S * 10/1993 Gray D2/871
D560,051 S * 1/2008 Robinson D2/882

D565,831 S * 4/2008 Whitted D2/875
D566,379 S * 4/2008 Whitted D2/866
D569,583 S * 5/2008 Robinson D2/882
D572,880 S * 7/2008 Leedom D2/891
D731,156 S * 6/2015 Glaser D2/872
D821,065 S * 6/2018 Mkwezalamba D2/869

* cited by examiner

Primary Examiner — Jasmine Mlinarcik
(74) *Attorney, Agent, or Firm* — Dunlap Bennett &
Ludwig, PLLC; Anna L. Kinney

(57) **CLAIM**


The ornamental design for a crown cap, as shown and described.

DESCRIPTION

FIG. 1 is a perspective view of a crown cap showing our new design;
FIG. 2 is a left side elevation view thereof;
FIG. 3 is a right side elevation view thereof;
FIG. 4 is a front elevation view thereof;
FIG. 5 is a rear elevation view thereof;
FIG. 6 is a top plan view thereof; and,
FIG. 7 is a bottom plan view thereof.

The strap fastener and the word “crown chakra” outlined by broken lines define portions of the crown cap that form no part of the claimed design. The dash-dot-dash broken lines shown in the drawings define portions of the crown cap that form no part of the claimed design. The honeycomb pattern applied to the surfaces of the crown cap represents a contrast in appearance.

1 Claim, 4 Drawing Sheets






FIG. 1

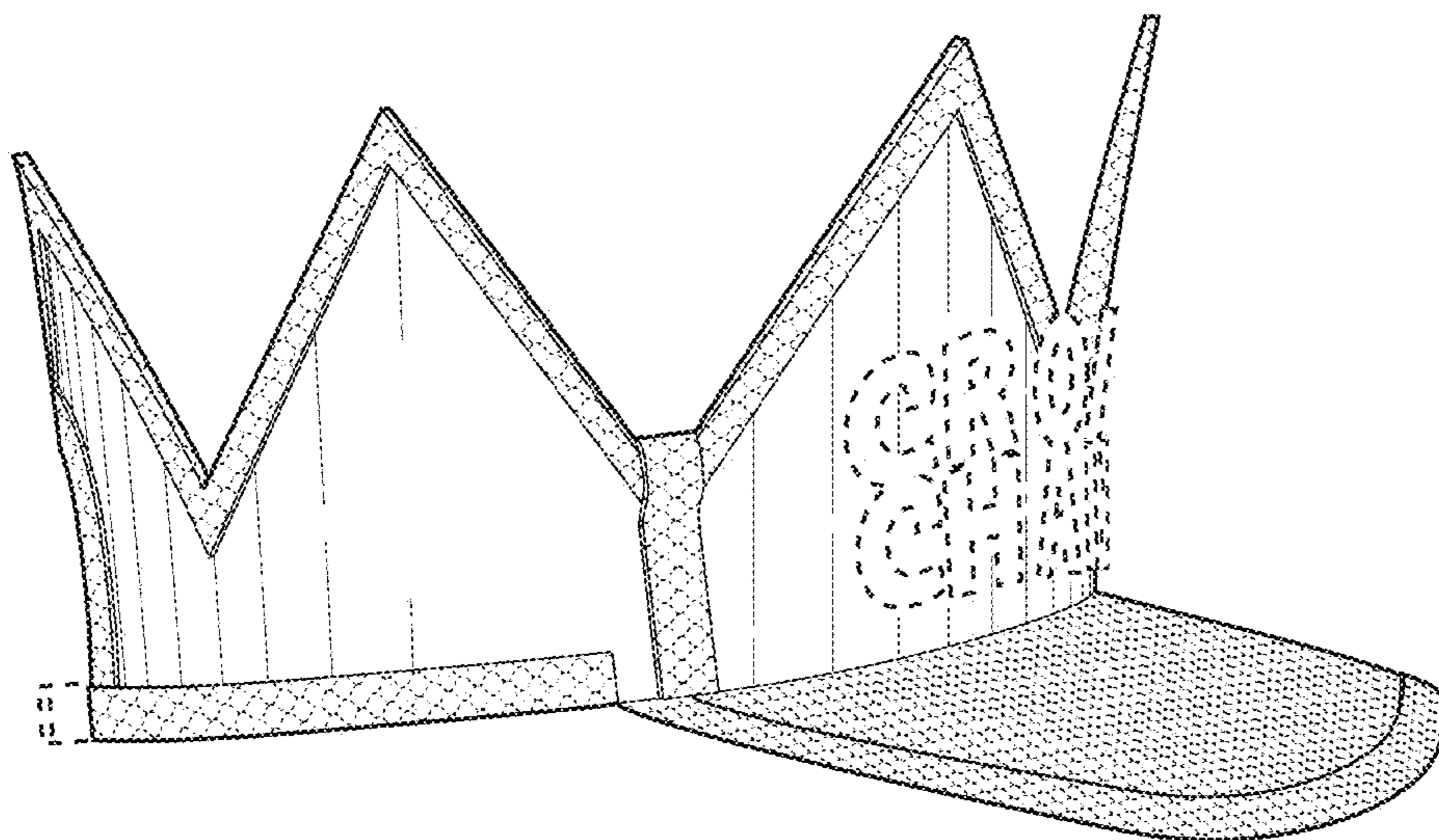


FIG. 2

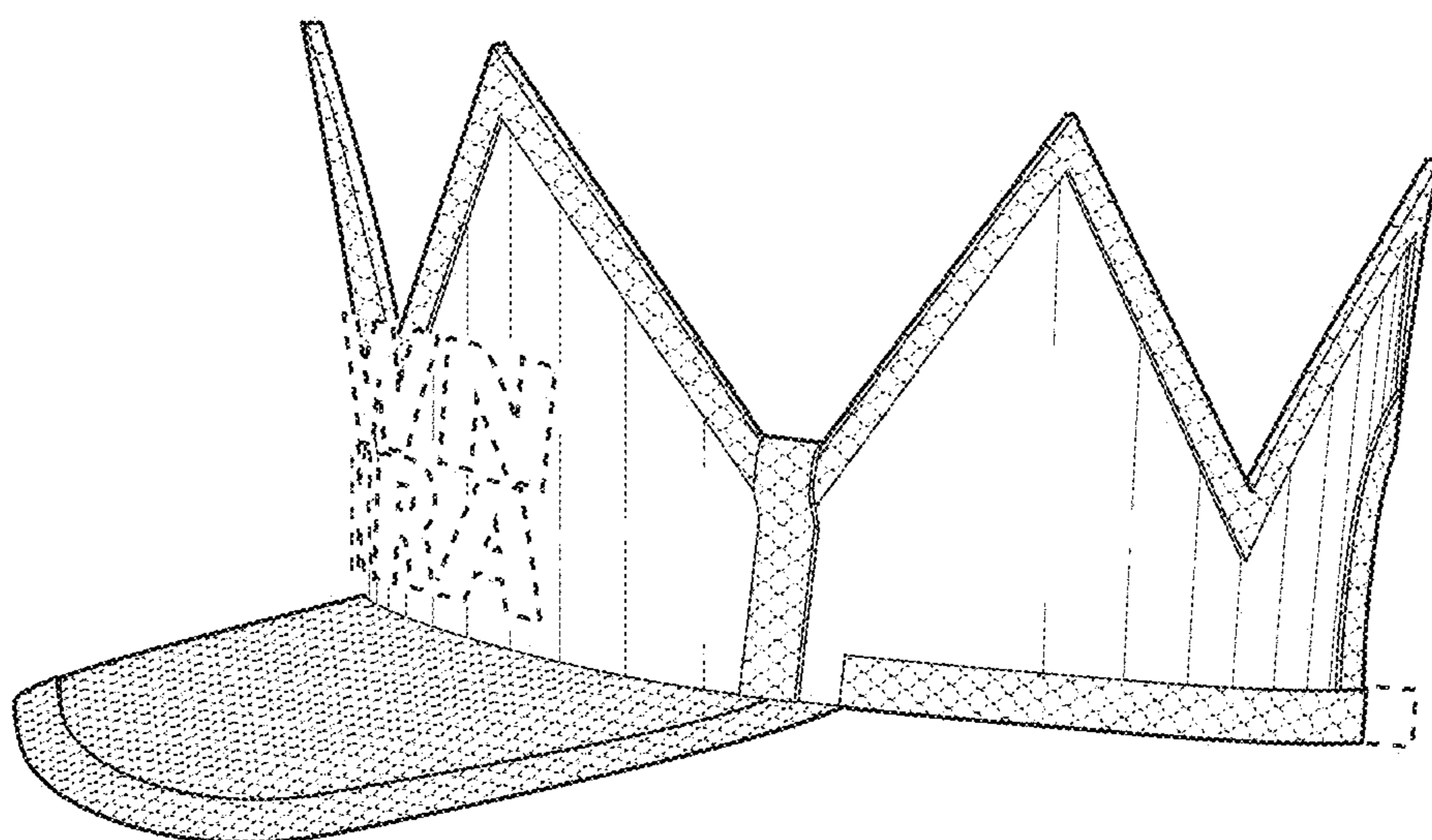


FIG. 3




FIG. 4

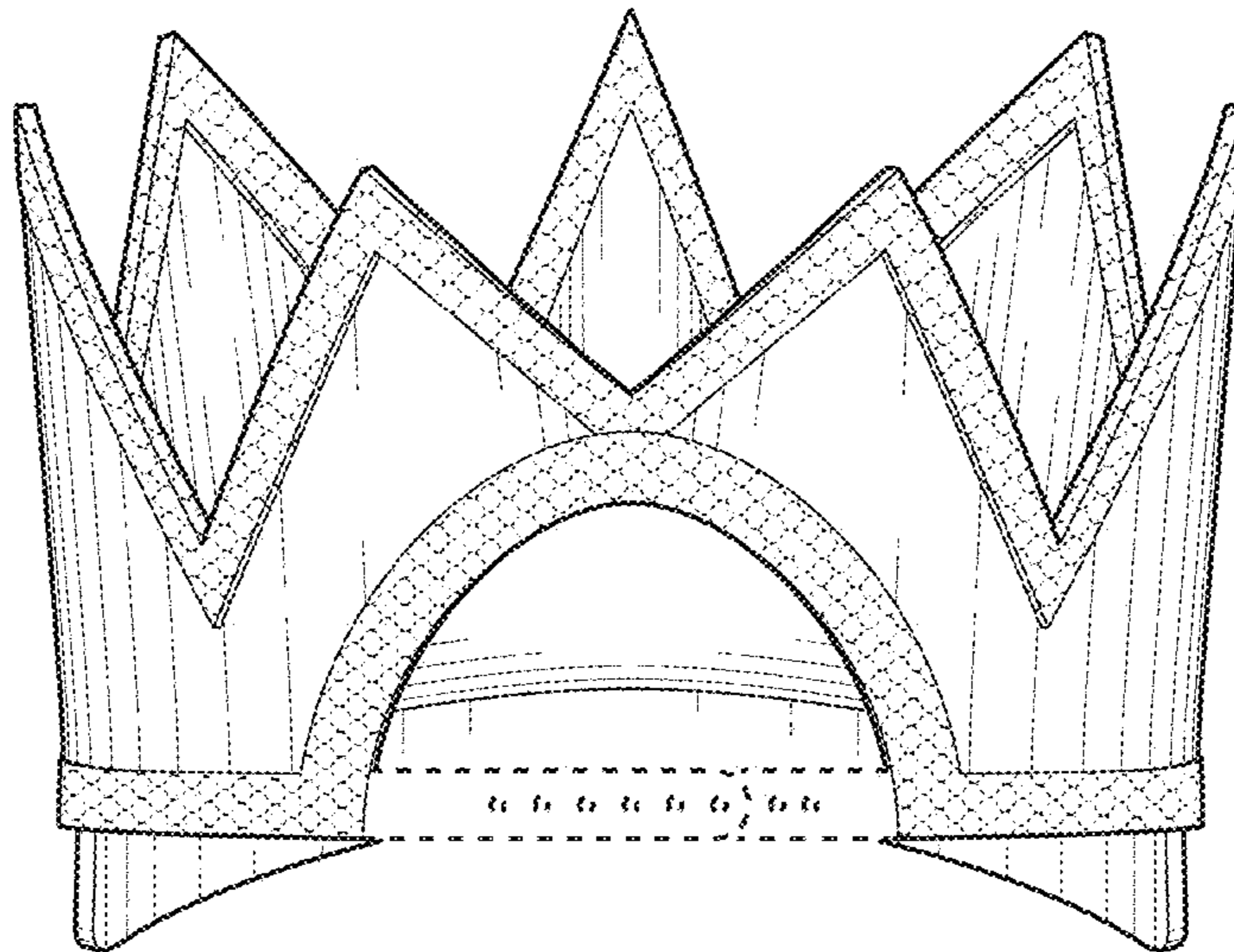


FIG. 5

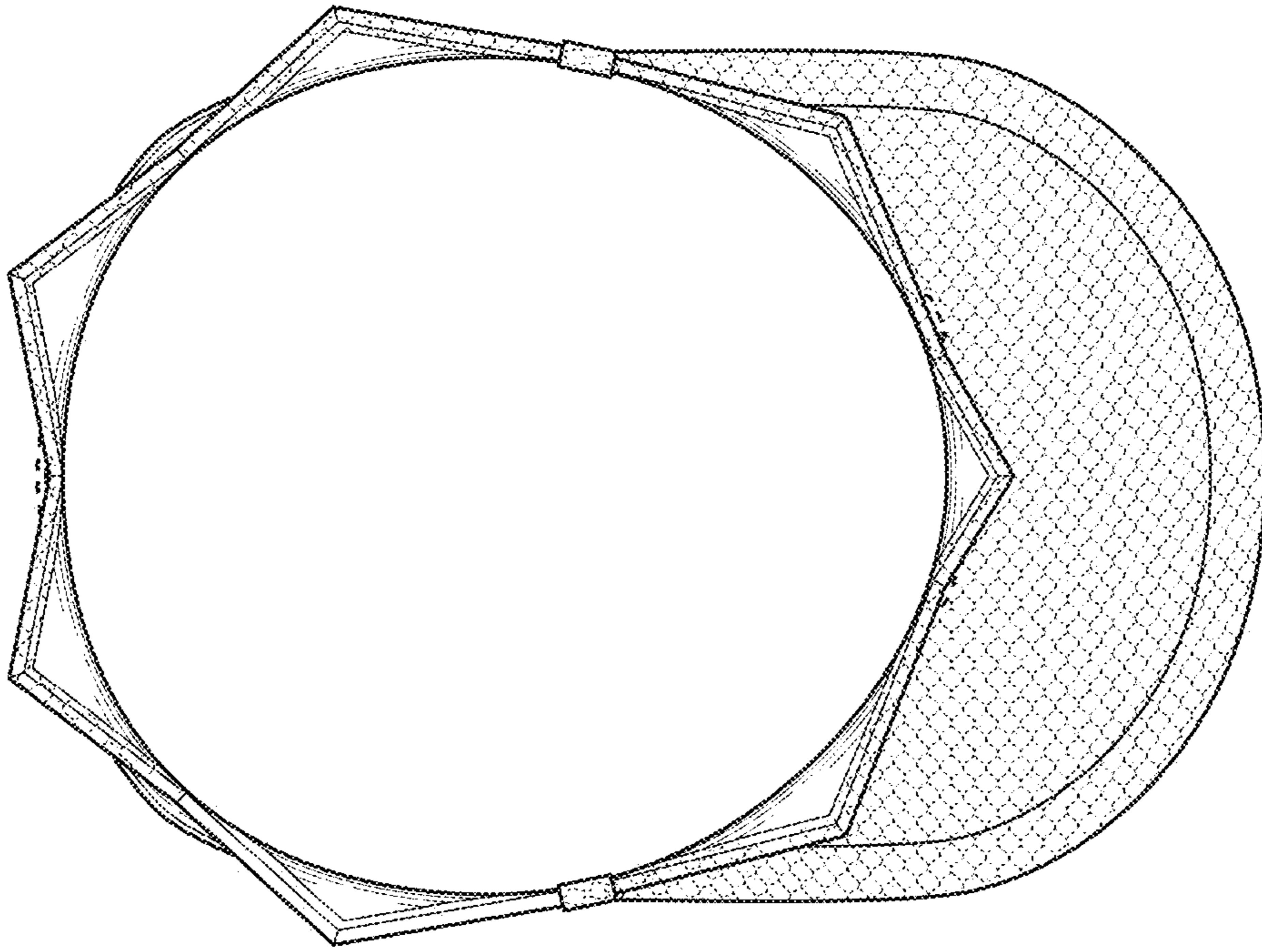


FIG. 6

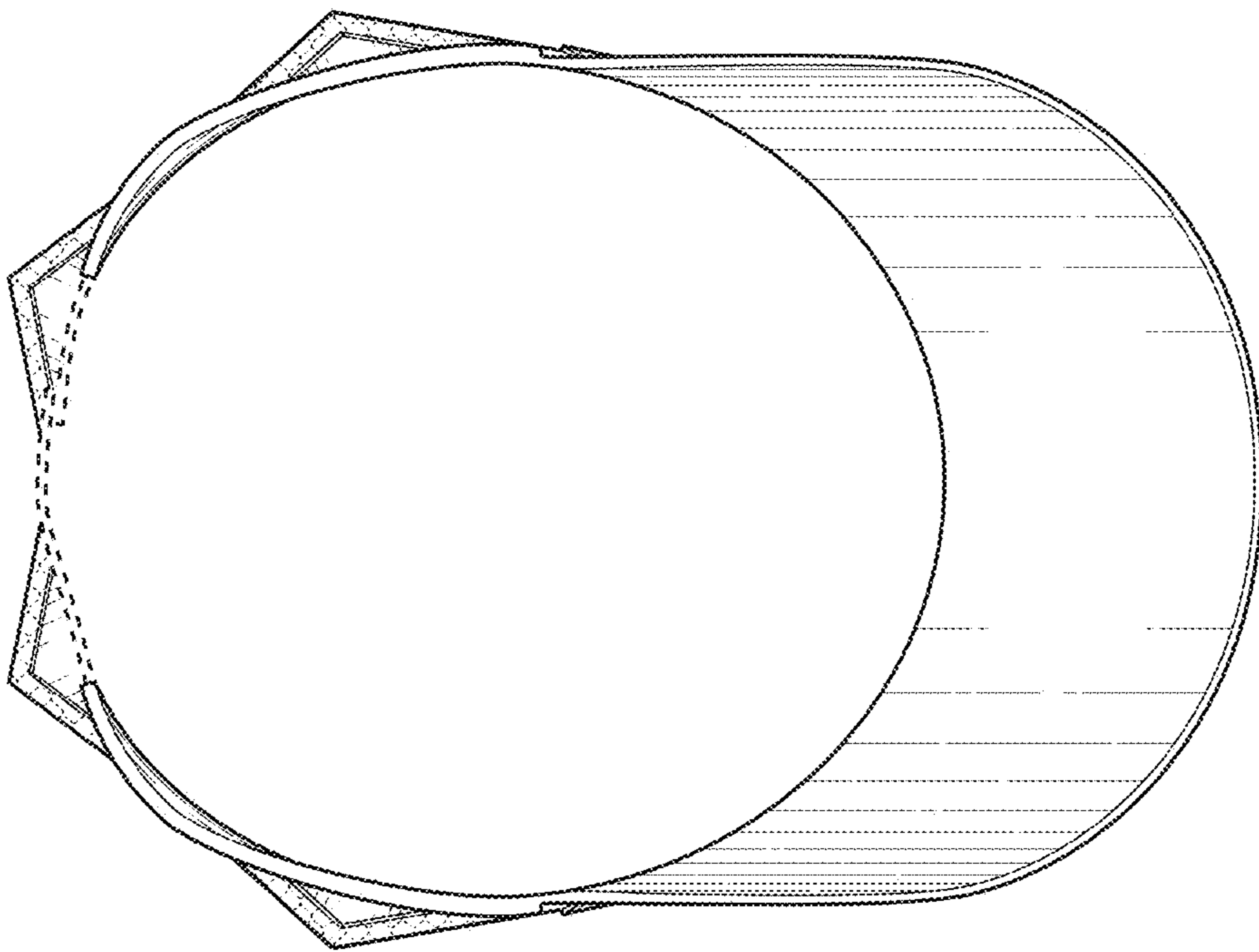


FIG. 7