



US00D966646S

(12) **United States Design Patent** (10) **Patent No.:** **US D966,646 S**
Evans et al. (45) **Date of Patent:** **** Oct. 18, 2022**

(54) **GLOVE**

FOREIGN PATENT DOCUMENTS

(71) Applicants: **Mike Evans**, Lakewood, WA (US);
Melody Evans, Lakewood, WA (US)

WO WO2016123132 8/2016

(72) Inventors: **Mike Evans**, Lakewood, WA (US);
Melody Evans, Lakewood, WA (US)

OTHER PUBLICATIONS

(**) Term: **15 Years**

Gloves with card pocket, posted at rannerdale.co.uk, posting date not given, [online], [site visited Jun. 3, 2022], Available from Internet, URL: <https://rannerdale.co.uk/bespoke-knitted-gloves/> (Year: 2022).*

(21) Appl. No.: **29/752,160**

Prada Leather Gloves With Pocket, posted at modesens.com, posting date not given, [online], [site visited Jun. 3, 2022], Available from Internet, URL: <https://modesens.com/product/prada-men-fashion-show-leather-gloves-with-pocket-peacock-blue-32878833/> (Year: 2022).*

(22) Filed: **Sep. 25, 2020**

(51) **LOC (13) Cl.** **02-06**

(52) **U.S. Cl.**

USPC **D2/617**

(58) **Field of Classification Search**

USPC D2/610, 611, 617, 619; D29/113, 114,
D29/117.1, 117.2, 120.1

CPC A41D 13/08; A41D 19/00

See application file for complete search history.

* cited by examiner

Primary Examiner — Maria J. Edwards

(56) **References Cited**

(57) **CLAIM**

The ornamental design for a glove, as shown and described.


U.S. PATENT DOCUMENTS

DESCRIPTION

734,897 A	7/1903	Landis	
5,035,003 A	7/1991	Rinehart	
D424,783 S *	5/2000	Meier	D2/614
6,141,801 A	11/2000	Helenick	
D499,528 S *	12/2004	Hoskins	D2/617
7,043,768 B2	5/2006	Gogarty	
8,291,516 B2 *	10/2012	Chen	A41D 19/0024 2/160
D707,883 S *	6/2014	Pflungfelder	D28/7
D734,897 S *	7/2015	Watson	D29/117.1
9,089,176 B1	7/2015	Crowder	
2003/0109910 A1	6/2003	Lachenbruch	
2004/0244090 A1	12/2004	Langer	
2016/0213510 A1	7/2016	Li	

FIG. 1 is a front view of a glove showing our new design; FIG. 2 is a rear view of the glove; FIG. 3 is a right side view of the glove; FIG. 4 is a left side view of the glove; FIG. 5 is a top view of the glove; FIG. 6 is a bottom view of the glove; and, FIG. 7 is a top front side perspective view of the glove. The broken lines illustrate boundaries of the claim and form no part of the claimed design.

1 Claim, 4 Drawing Sheets






FIG. 1




FIG. 2

FIG. 3

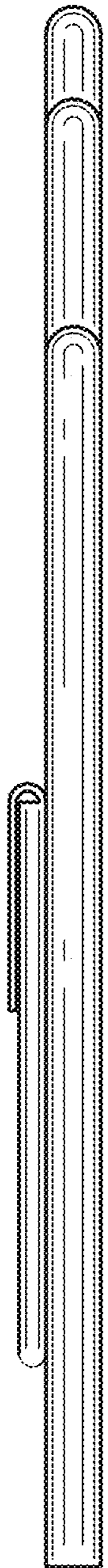


FIG. 4

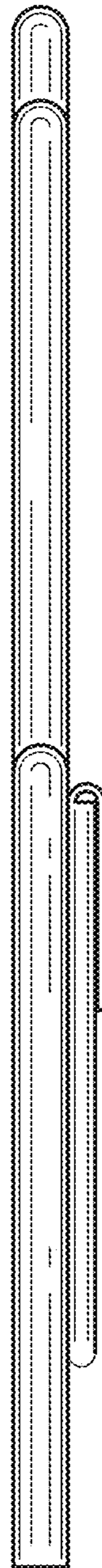


FIG. 5

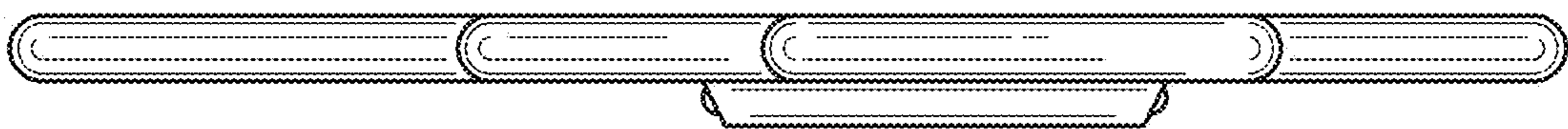



FIG. 6



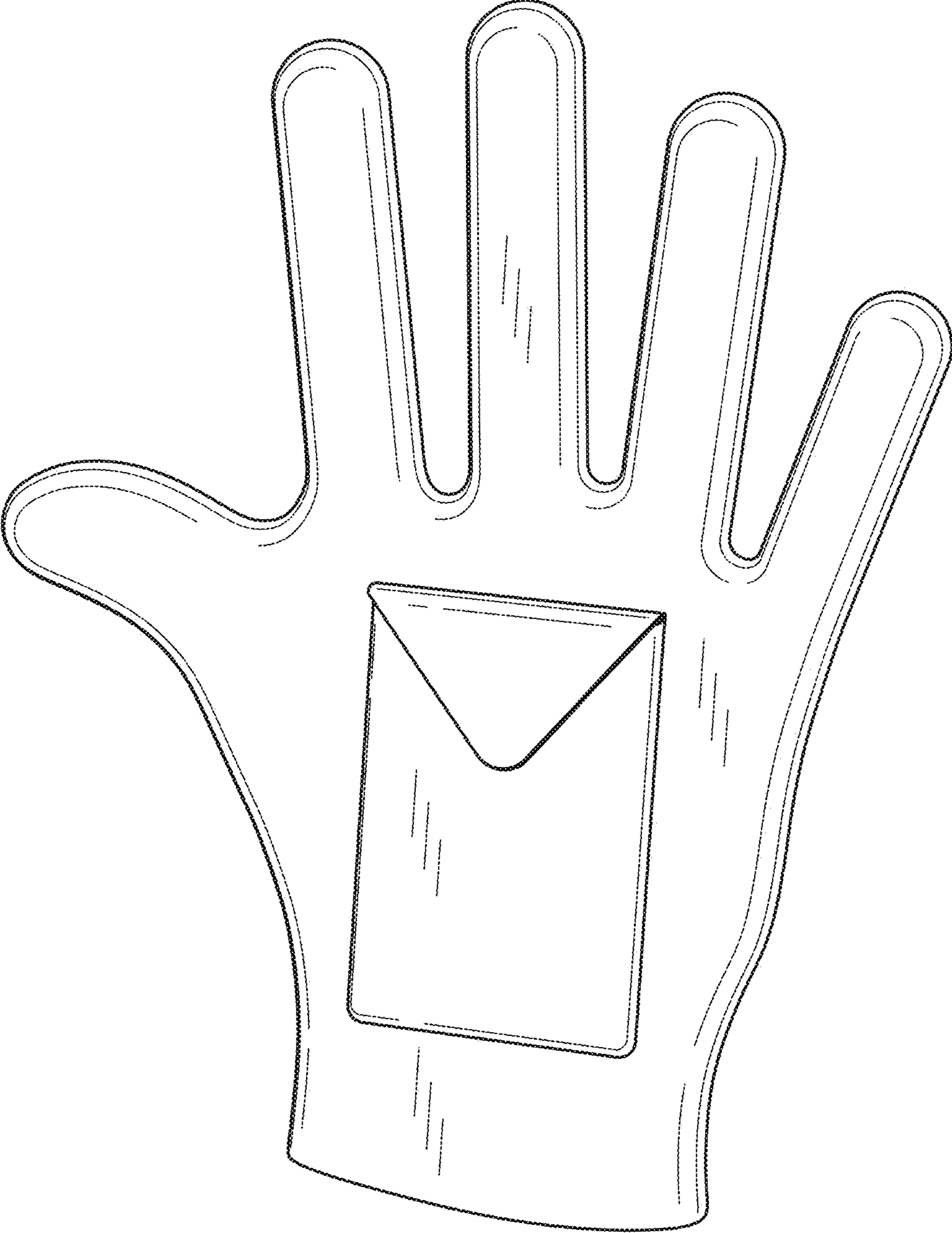


FIG. 7