

US00D966614S

(12) **United States Design Patent**
Tang

(10) **Patent No.:** **US D966,614 S**

(45) **Date of Patent:** **** Oct. 11, 2022**

(54) **DENTAL FLOSSER**

(71) Applicant: **Liqiong Tang**, Changsha (CN)

(72) Inventor: **Liqiong Tang**, Changsha (CN)

(**) Term: **15 Years**

(21) Appl. No.: **29/827,206**

(22) Filed: **Feb. 18, 2022**

(51) **LOC (13) Cl.** **28-03**

(52) **U.S. Cl.**
USPC **D28/66**

(58) **Field of Classification Search**
USPC D28/65-68; D24/152
CPC A61C 15/00; A61C 15/04; A61C 15/046;
A61C 15/047; A61C 15/048
See application file for complete search history.

(56) **References Cited**

U.S. PATENT DOCUMENTS

- D316,617 S * 4/1991 Cheung A61C 15/046
D28/68
- D578,254 S * 10/2008 Grendol D28/68

- D629,970 S 12/2010 Volpenhein et al.
- D655,044 S * 2/2012 Nanda D28/66
- D679,864 S * 4/2013 Erskine-Smith D28/66
- D760,959 S * 7/2016 Xu D28/66
- D772,486 S * 11/2016 Xu D28/66
- D838,046 S 1/2019 Chen
- D861,253 S 9/2019 Quan
- D935,103 S * 11/2021 Patel D28/66

* cited by examiner

Primary Examiner — Zenia I Bennett

(74) *Attorney, Agent, or Firm* — Zhihua Han

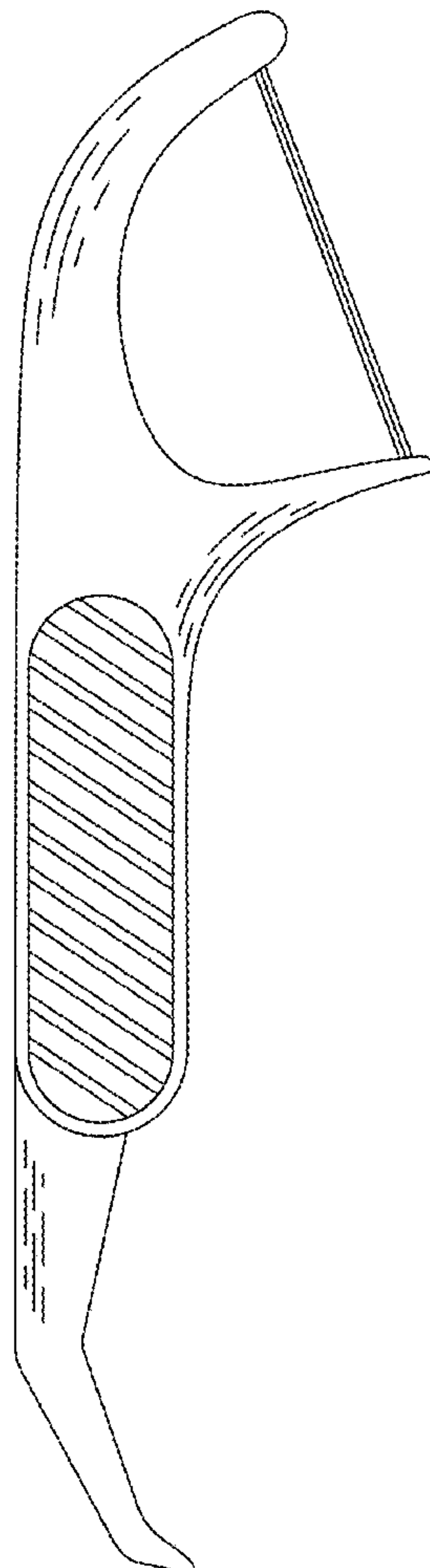
(57) **CLAIM**

The ornamental design for a dental flosser, as shown and described.

DESCRIPTION

FIG. 1 is a perspective view of a dental flosser showing my new design;
 FIG. 2 is a front view thereof;
 FIG. 3 is a back view thereof;
 FIG. 4 is a left side view thereof;
 FIG. 5 is a right side view thereof;
 FIG. 6 is a top view thereof; and,
 FIG. 7 is a bottom view thereof.

1 Claim, 7 Drawing Sheets



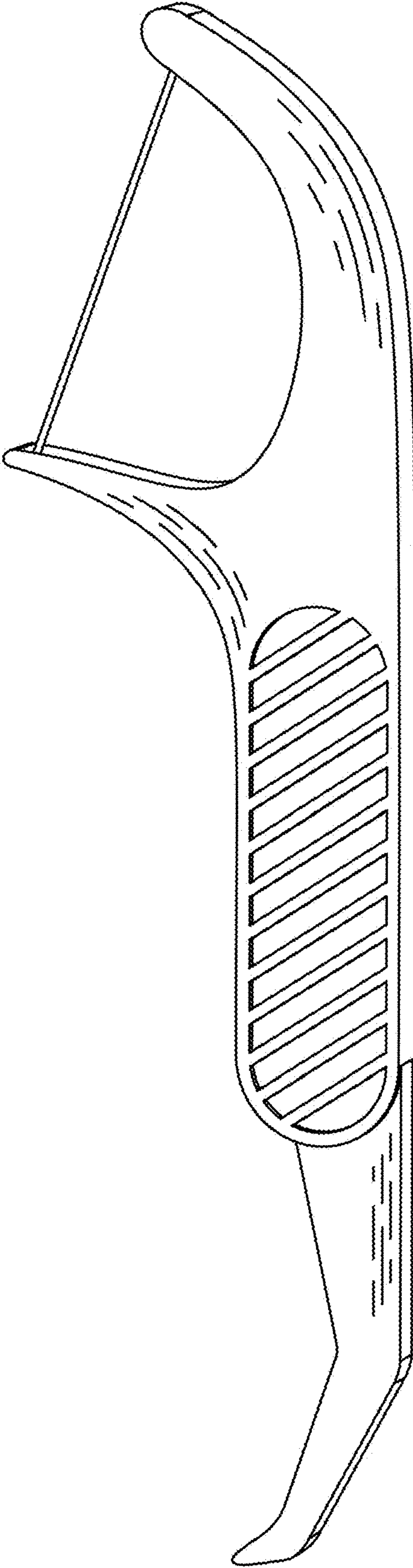


FIG. 1



FIG. 2

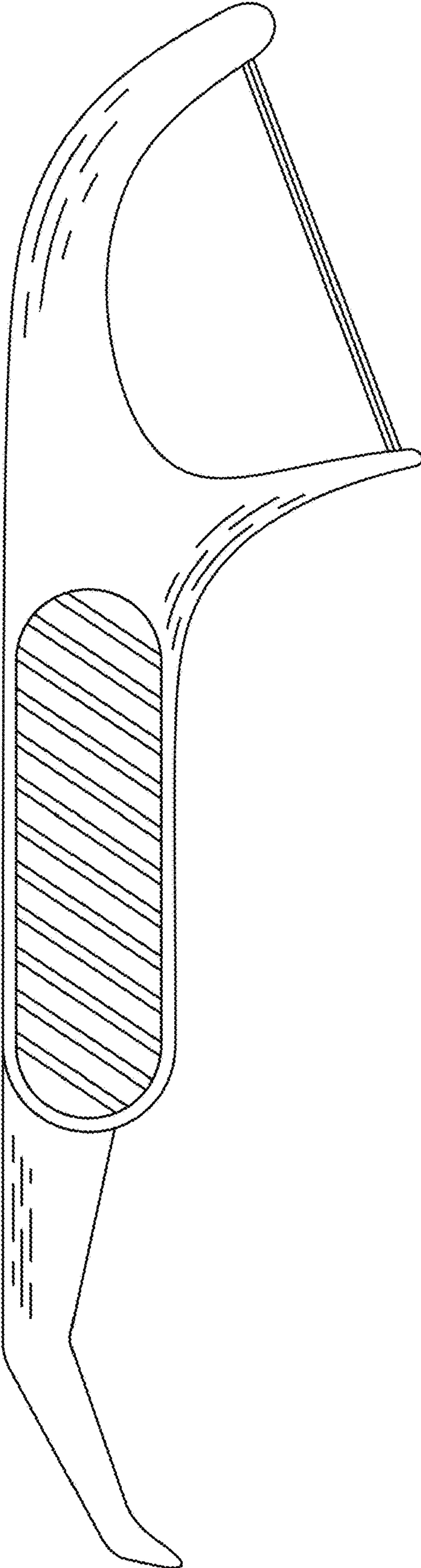


FIG. 4

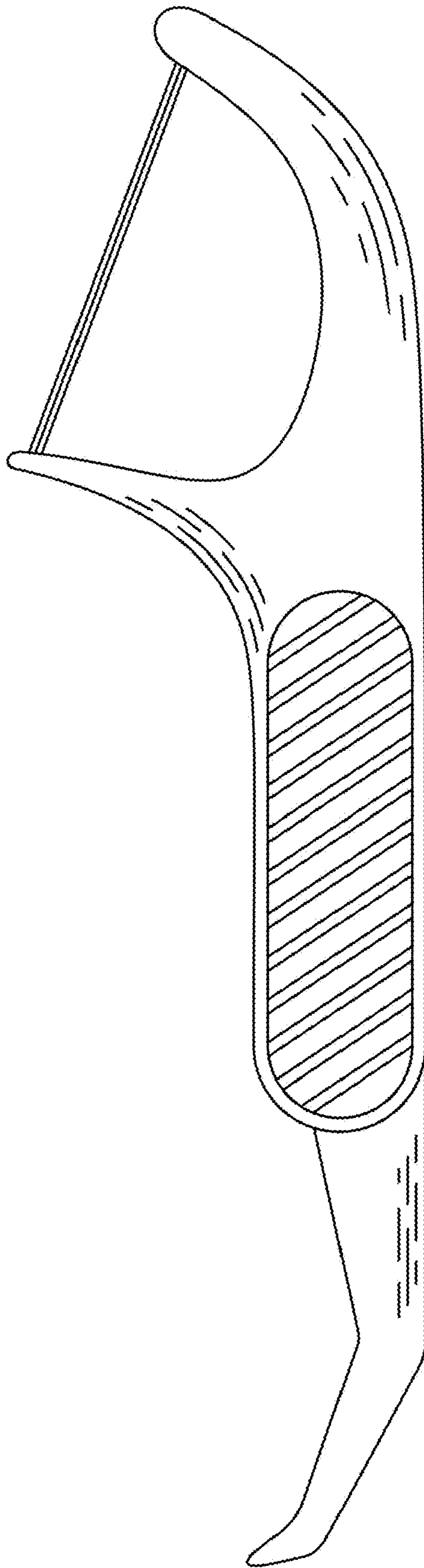


FIG. 5




FIG. 6

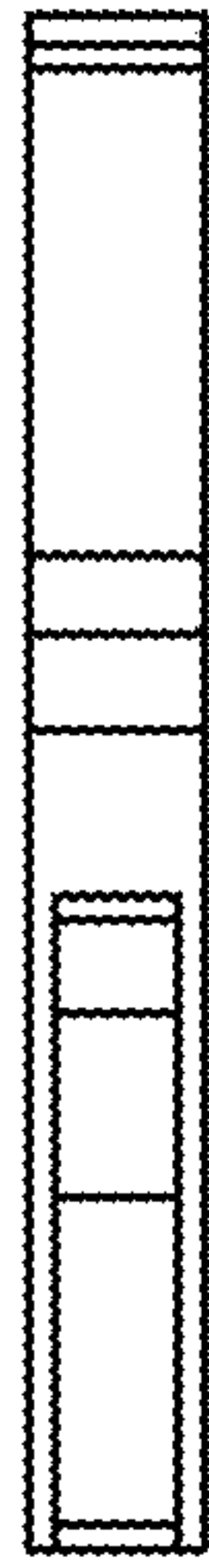


FIG. 7