



US00D966600S

(12) **United States Design Patent** (10) **Patent No.:** **US D966,600 S**
Yan (45) **Date of Patent:** **** Oct. 11, 2022**

(54) **TREE LIGHT**
(71) Applicant: **Wang Yan**, Yingshan (CN)
(72) Inventor: **Wang Yan**, Yingshan (CN)
(**) Term: **15 Years**
(21) Appl. No.: **29/735,158**
(22) Filed: **May 19, 2020**
(51) **LOC (13) Cl.** **26-05**
(52) **U.S. Cl.**
USPC **D26/101; D26/93**
(58) **Field of Classification Search**
USPC ... D26/7, 14, 18, 19, 22, 40, 51, 93, 94, 97,
D26/98, 101, 104, 110, 135; D21/398,
D21/424, 496, 498, 541, 610, 633;
D20/12; D18/24
CPC F21S 6/00; F21S 6/002; F21S 6/003; F21S
6/004; F21S 6/005; F21S 6/006; F21S
6/007; F21S 6/008; F21S 9/00; F21L 4/00
See application file for complete search history.

(56) **References Cited**
U.S. PATENT DOCUMENTS
D143,745 S * 2/1946 Miller 428/18
D233,249 S * 10/1974 Lubge D26/102
4,011,674 A * 3/1977 Jacobson A63H 33/26
446/131
D507,989 S * 8/2005 Lamb D11/118
D621,635 S * 8/2010 Murphy D6/681.3

D744,151 S * 11/2015 Wu D26/101
D864,457 S * 10/2019 Tang D26/81
D900,375 S * 10/2020 Lian D26/101
D915,658 S * 4/2021 Leal D26/101
D919,162 S * 5/2021 Qu D26/101
D919,873 S * 5/2021 Qu D26/101
D951,807 S * 5/2022 Wang D26/101
D952,933 S * 5/2022 Yang D26/101
2011/0096546 A1* 4/2011 Weiser A41G 1/005
362/249.18

* cited by examiner
Primary Examiner — Wan Laymon
Assistant Examiner — Clint A Samuel
(74) *Attorney, Agent, or Firm* — Runit Ranjit Kanakia

(57) **CLAIM**
I claim the ornamental design for a tree light, as shown and described.

DESCRIPTION
FIG. 1 is a top front right perspective view of a tree light showing my new design;
FIG. 2 is a front elevational view thereof;
FIG. 3 is a rear elevational view thereof;
FIG. 4 is a left side view thereof;
FIG. 5 is a right side view thereof;
FIG. 6 is a top plan view thereof; and,
FIG. 7 is a bottom plan view thereof.
The broken lines illustrate portions of the tree light that form no part of the claimed design.

1 Claim, 7 Drawing Sheets





FIG. 1

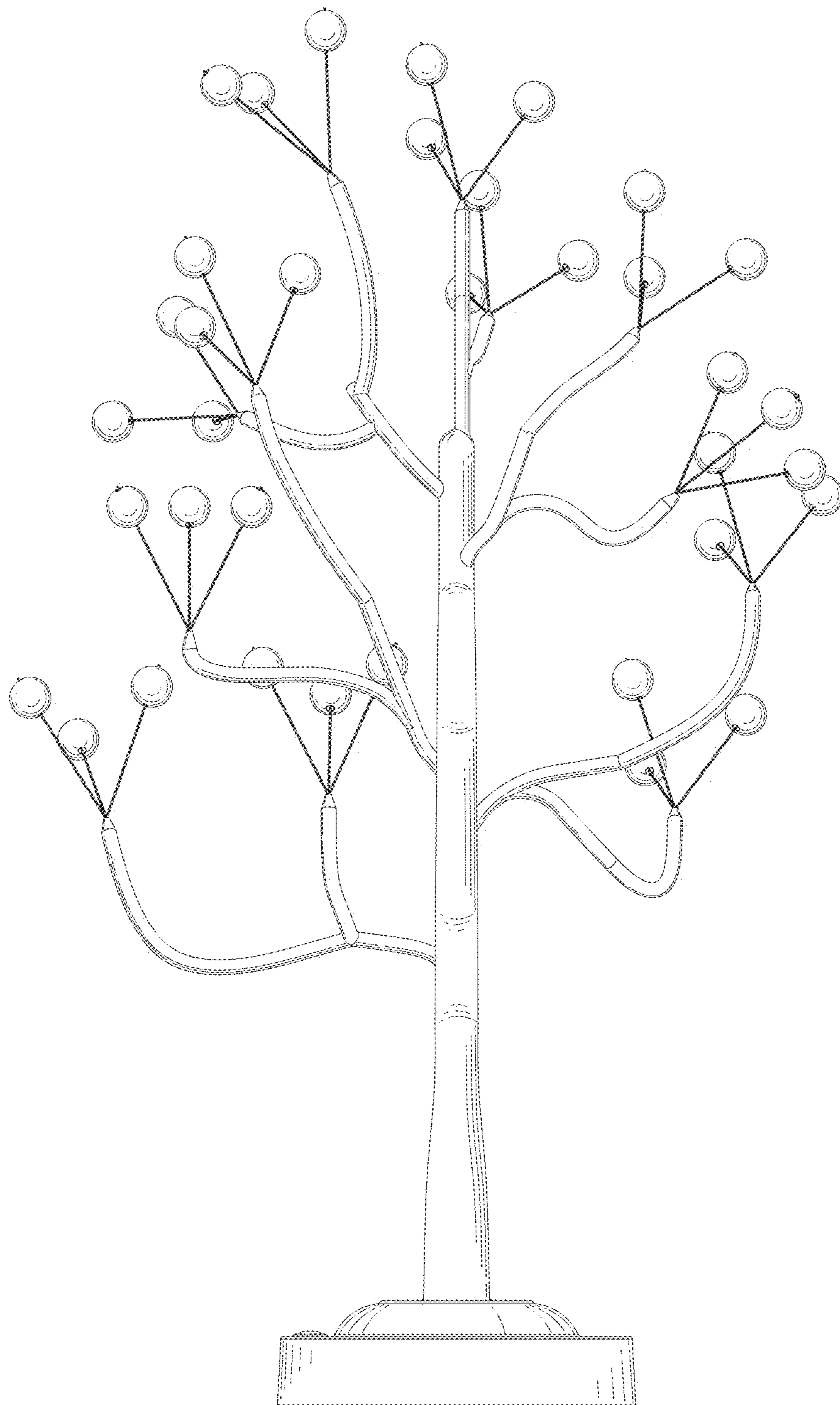


FIG. 2

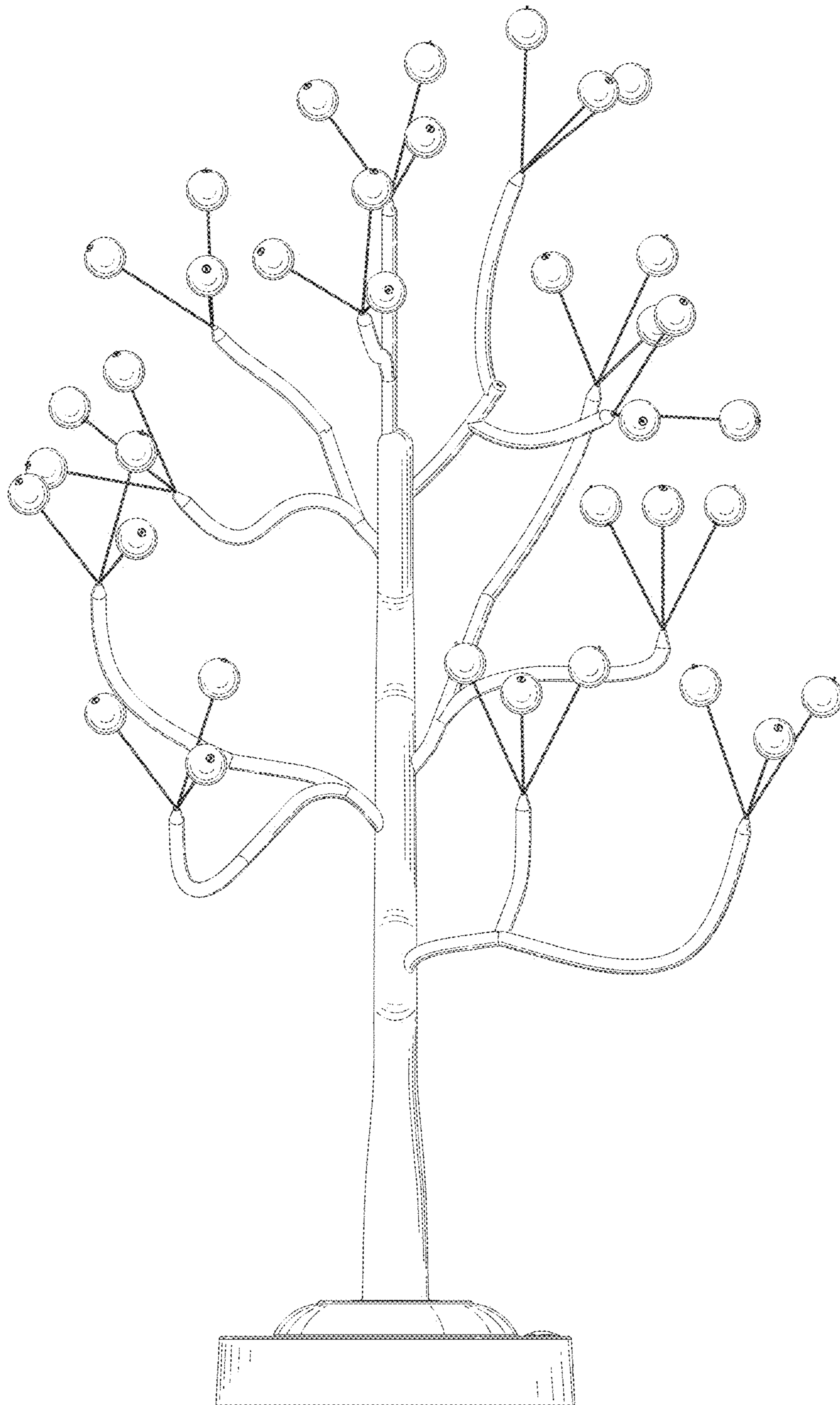


FIG. 3

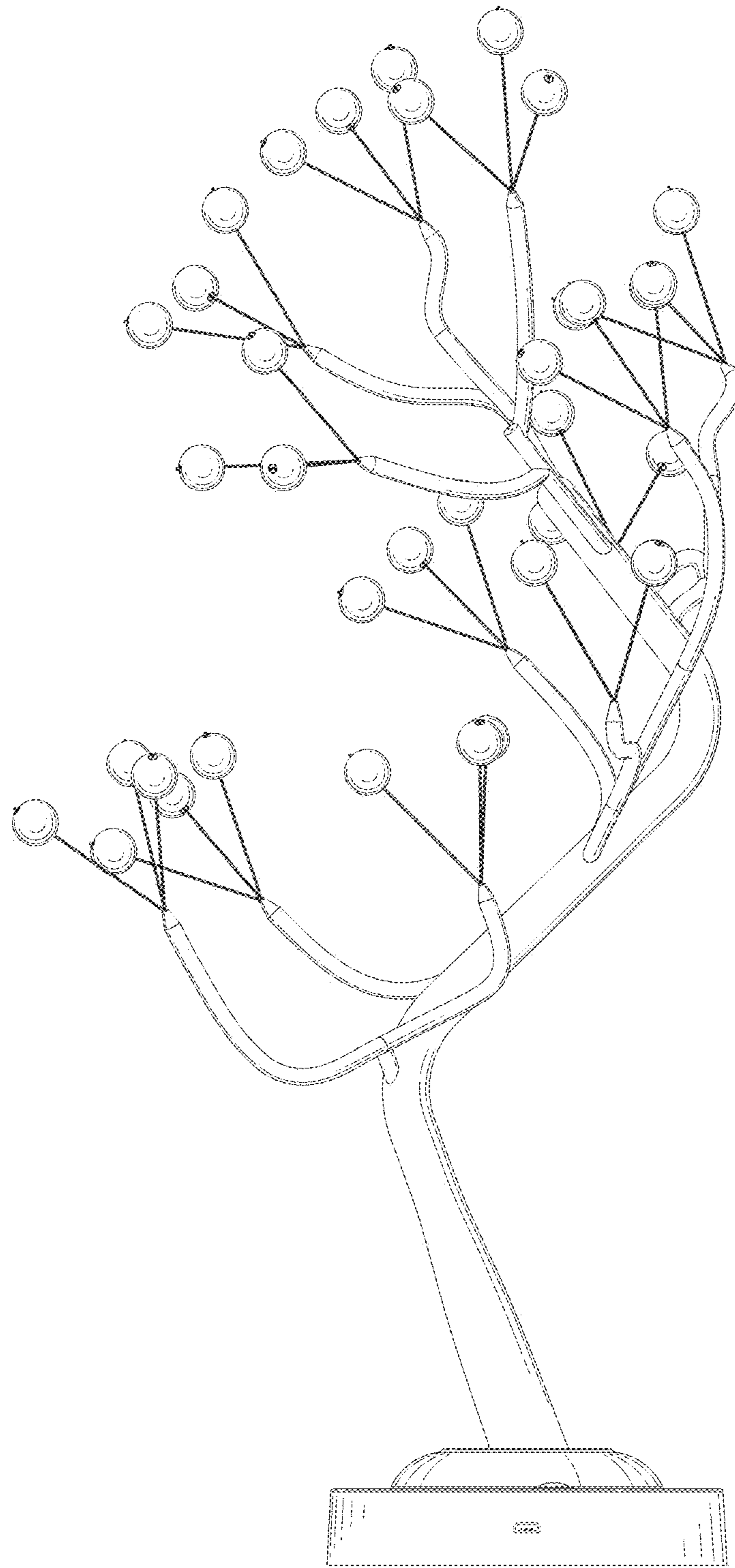


FIG. 4



FIG. 5

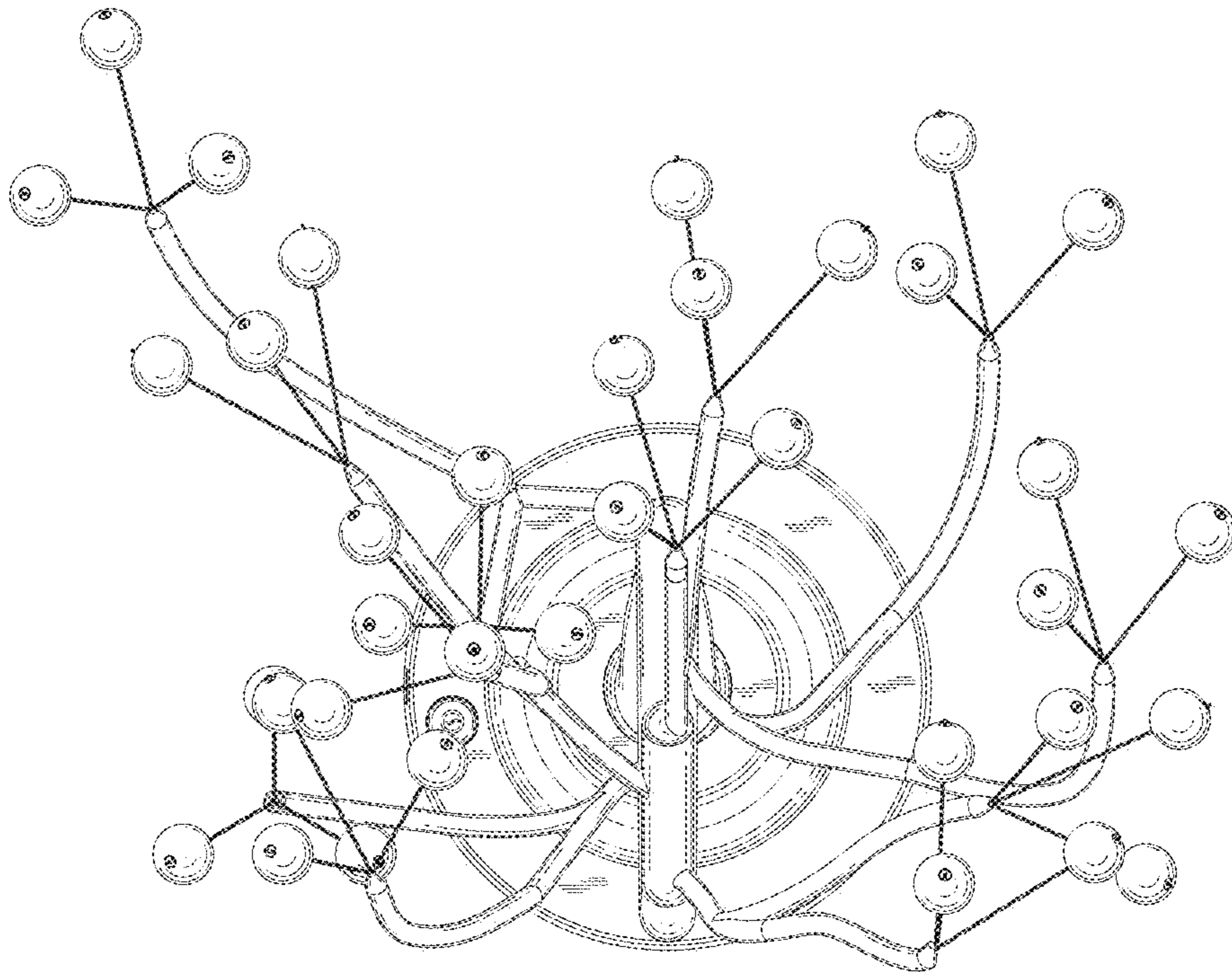


FIG. 6

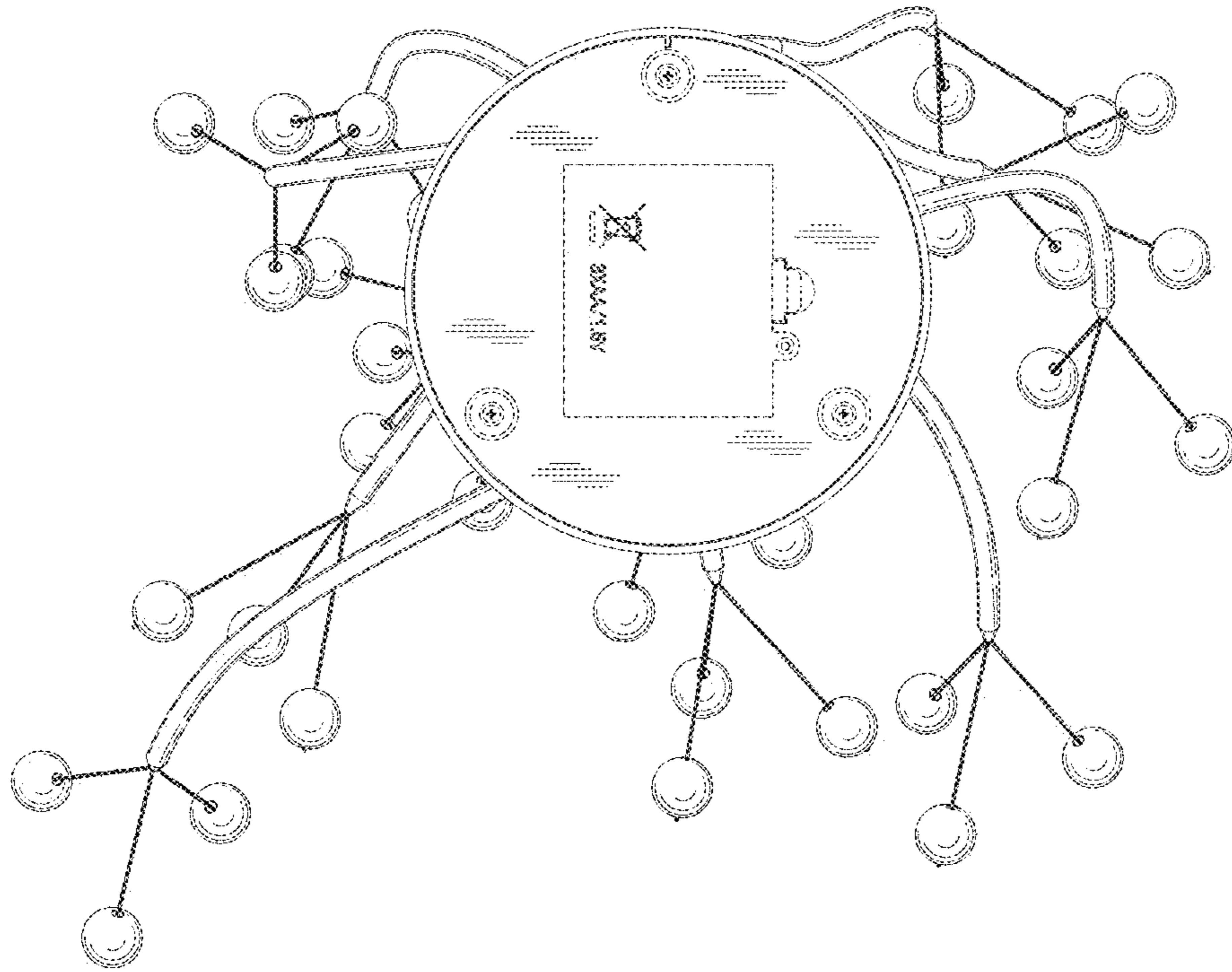


FIG. 7