



US00D966584S

(12) **United States Design Patent**
Ryu et al.

(10) **Patent No.:** **US D966,584 S**
(45) **Date of Patent:** **** Oct. 11, 2022**

(54) **REAR COMBINATION LAMP FOR VEHICLE**

(71) Applicant: **LG INNOTEK CO., LTD.**, Seoul (KR)

(72) Inventors: **Seunghwan Ryu**, Seoul (KR); **Jinho Kim**, Seoul (KR)

(73) Assignee: **LG INNOTEK CO., LTD.**, Seoul (KR)

(**) Term: **15 Years**

(21) Appl. No.: **35/510,874**

(22) Filed: **May 29, 2020**

(80) **Hague Agreement Data**

Int. Filing Date: **May 29, 2020**

Int. Reg. No.: **DM/208573**

Int. Reg. Date: **May 29, 2020**

Int. Reg. Pub. Date: **Dec. 4, 2020**

(30) **Foreign Application Priority Data**

Jan. 6, 2020 (KR) 30-2020-0000548

(51) **LOC (13) Cl.** **26-06**

(52) **U.S. Cl.**
USPC **D26/28**

(58) **Field of Classification Search**

USPC D26/28, 29, 34, 35, 36

CPC F21S 41/00; F21S 41/14; F21S 41/141;

F21S 41/20; F21S 41/30; F21S 43/00;

F21S 43/10; F21S 43/14; F21S 43/15;

F21S 43/20; F21S 43/30; B60Q 1/26;

B60Q 1/2619; B60Q 1/22; B60Q 1/28;

B60Q 1/30; B60Q 1/34; B60Q 1/44;

B60Q 1/46

See application file for complete search history.

(56) **References Cited**

U.S. PATENT DOCUMENTS

D692,599 S * 10/2013 Kim D26/28

D700,982 S * 3/2014 Kim D26/28

D710,523 S * 8/2014 Kaneda D26/28

D714,985 S * 10/2014 Moon D26/28

D737,485 S * 8/2015 Lai D26/28

D755,420 S * 5/2016 Ko D26/28

D755,423 S * 5/2016 Kong D26/28

D756,003 S * 5/2016 Kong D26/28

D761,979 S * 7/2016 Wu D26/28

D763,487 S * 8/2016 Kwon D26/28

D774,220 S * 12/2016 Lim D26/28

D774,221 S * 12/2016 Lim D26/28

D774,223 S * 12/2016 Lim D26/28

D774,227 S * 12/2016 Noguchi D26/28

D776,313 S * 1/2017 Han D26/28

D787,724 S * 5/2017 Hong D26/28

D808,047 S * 1/2018 Hannemann D26/28

D808,048 S * 1/2018 Hannemann D26/28

D828,934 S * 9/2018 Baaske D26/28

D834,227 S * 11/2018 Lee D26/28

(Continued)

Primary Examiner — Steven J Cxyz

(74) *Attorney, Agent, or Firm* — Saliwanchik, Lloyd & Eisenschenk

(57) **CLAIM**

The ornamental design for a rear combination lamp for vehicle, as shown and described.

DESCRIPTION

1. Rear combination lamp for vehicle

Figure 1: Perspective

Figure 2: Front

Figure 3: Back

Figure 4: Left

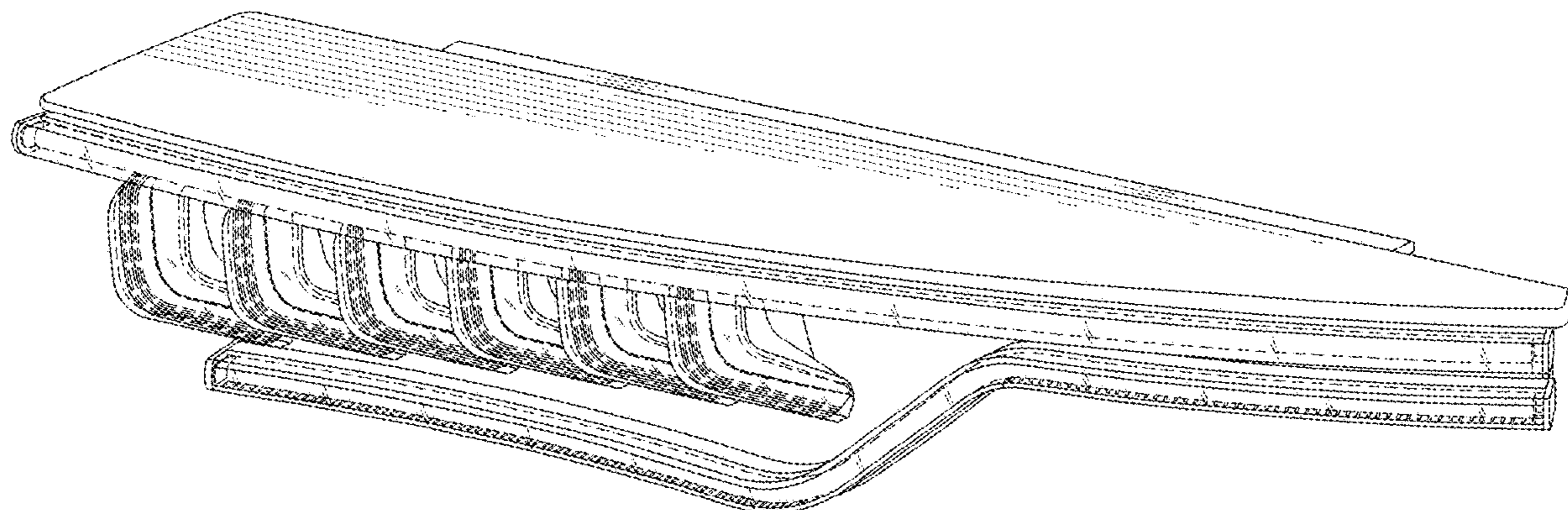
Figure 5: Right

Figure 6: Top

Figure 7: Bottom

The broken lines in the drawings depict portions of the rear combination lamp for vehicle that form no part of the claimed design. The front portion of the lamps shown with broken lines does not include the rectangular outline.

1 Claim, 7 Drawing Sheets



(56)

References Cited

U.S. PATENT DOCUMENTS

D834,229 S *	11/2018	Lee	D26/28	D870,333 S *	12/2019	Choi	D26/28
D844,192 S *	3/2019	Nordmann	D26/28	D870,335 S *	12/2019	Choi	D26/28
D846,773 S *	4/2019	Keskin	D26/28	D871,632 S *	12/2019	Kim	D26/28
D846,779 S *	4/2019	Hwang	D26/28	D873,457 S *	1/2020	Han	D26/28
D856,550 S *	8/2019	Tomasson	D26/28	D887,047 S *	6/2020	Wang	D26/28
D856,552 S *	8/2019	Lucas	D26/28	D889,006 S *	6/2020	Lim	D26/28
D857,955 S *	8/2019	Han	D26/28	D889,007 S *	6/2020	Lim	D26/28
D857,956 S *	8/2019	Han	D26/28	D893,774 S *	8/2020	Binder	D26/28
D858,826 S *	9/2019	Han	D26/28	D894,446 S *	8/2020	Allmendinger	D26/28
D861,933 S *	10/2019	Munakata	D26/28	D894,451 S *	8/2020	Hong	D26/28
D863,620 S *	10/2019	Ishigaki	D26/28	D913,541 S *	3/2021	Thomas	D26/28
D864,436 S *	10/2019	Binder	D26/28	D913,542 S *	3/2021	Thomas	D26/28
D864,440 S *	10/2019	Bae	D26/28	D913,543 S *	3/2021	Thomas	D26/28
D864,447 S *	10/2019	Kim	D26/28	D913,546 S *	3/2021	Patel	D26/28
D869,021 S *	12/2019	Allmendinger	D26/28	D914,928 S *	3/2021	Thomas	D26/28
D869,715 S *	12/2019	Shim	D26/35	D933,266 S *	10/2021	Park	D26/28
D870,330 S *	12/2019	Binder	D26/28	D934,466 S *	10/2021	Allmendinger	D26/28
D870,331 S *	12/2019	Binder	D26/28	D934,470 S *	10/2021	Chan	D26/28
					D935,651 S *	11/2021	Hwang	D26/28
					D935,652 S *	11/2021	Hwang	D26/28

* cited by examiner

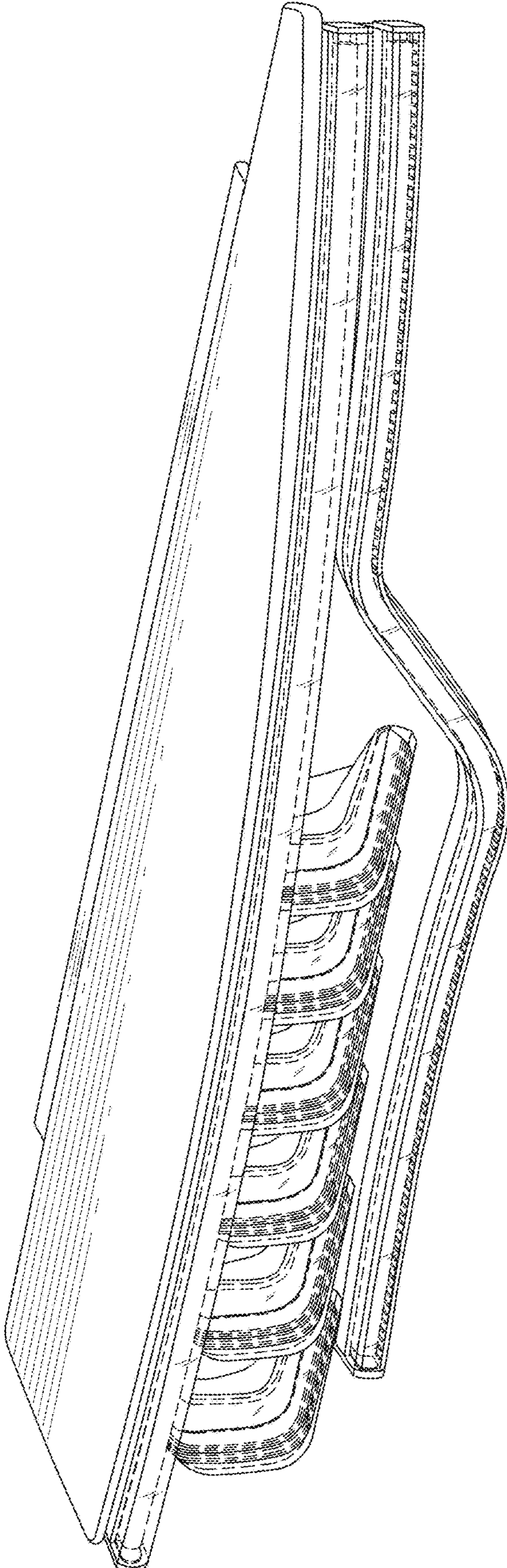


FIG. 1

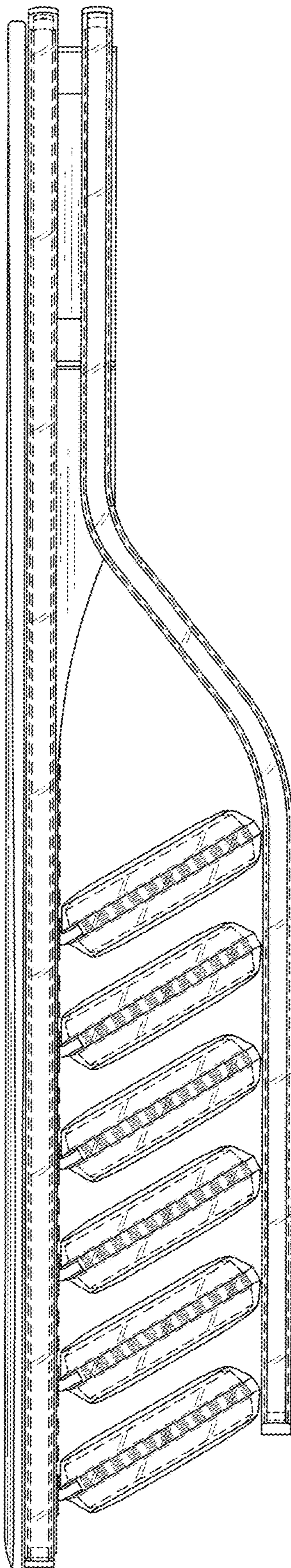


FIG. 2

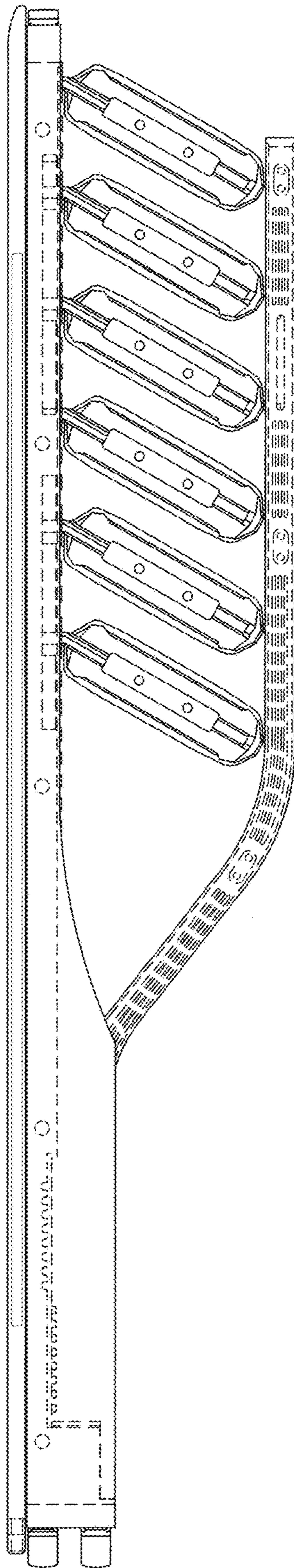


FIG. 3

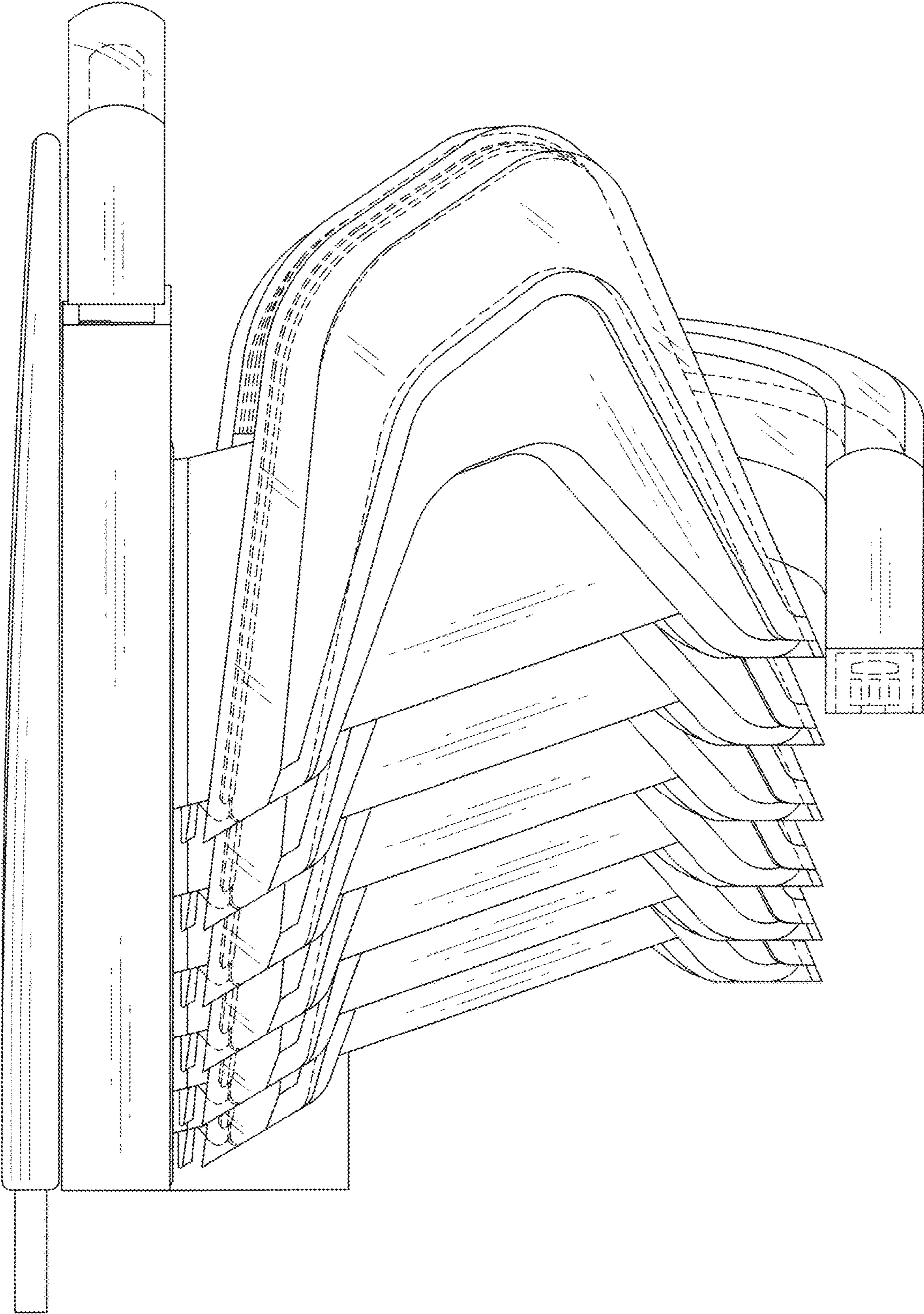


FIG. 4

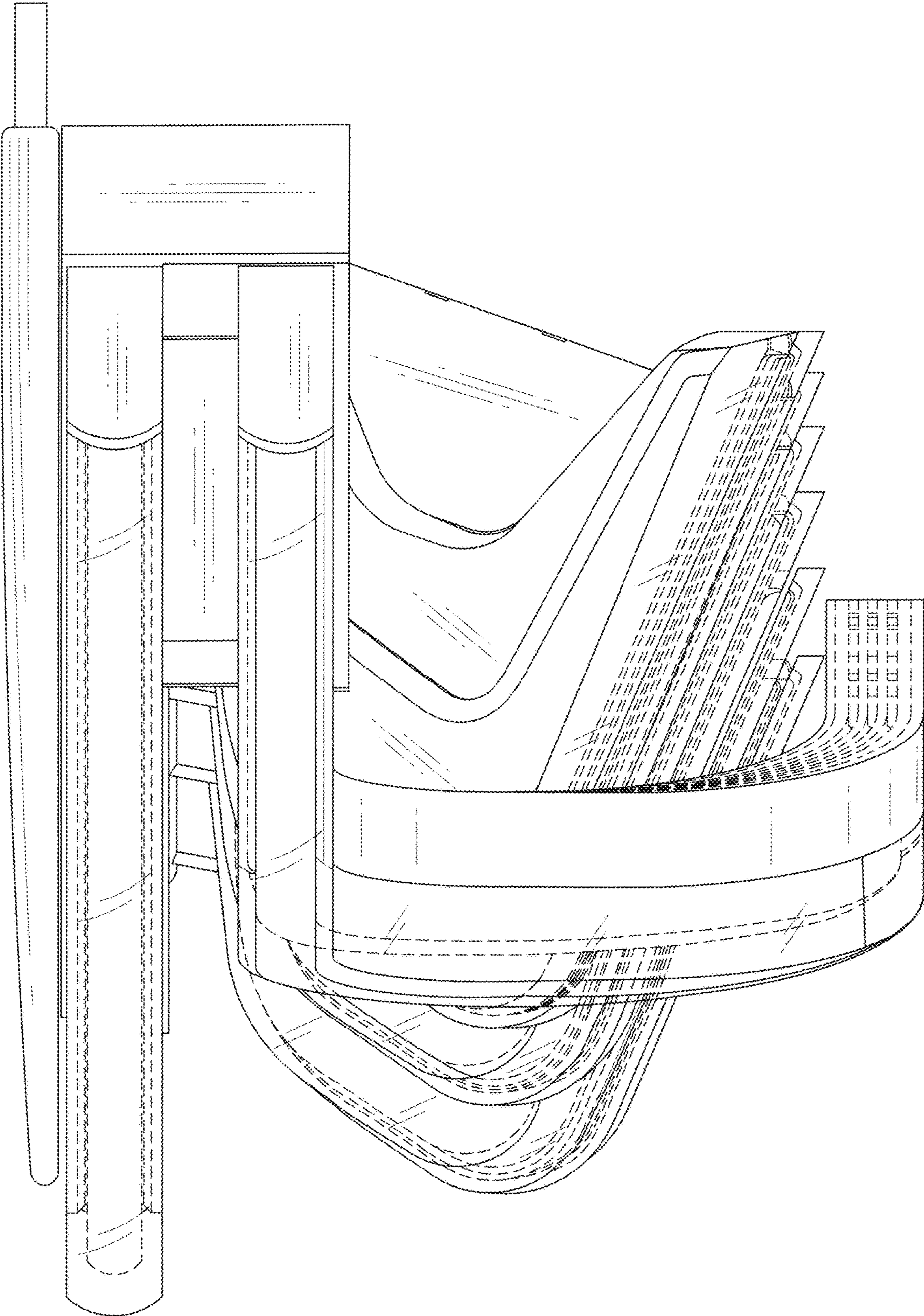


FIG. 5




FIG. 6

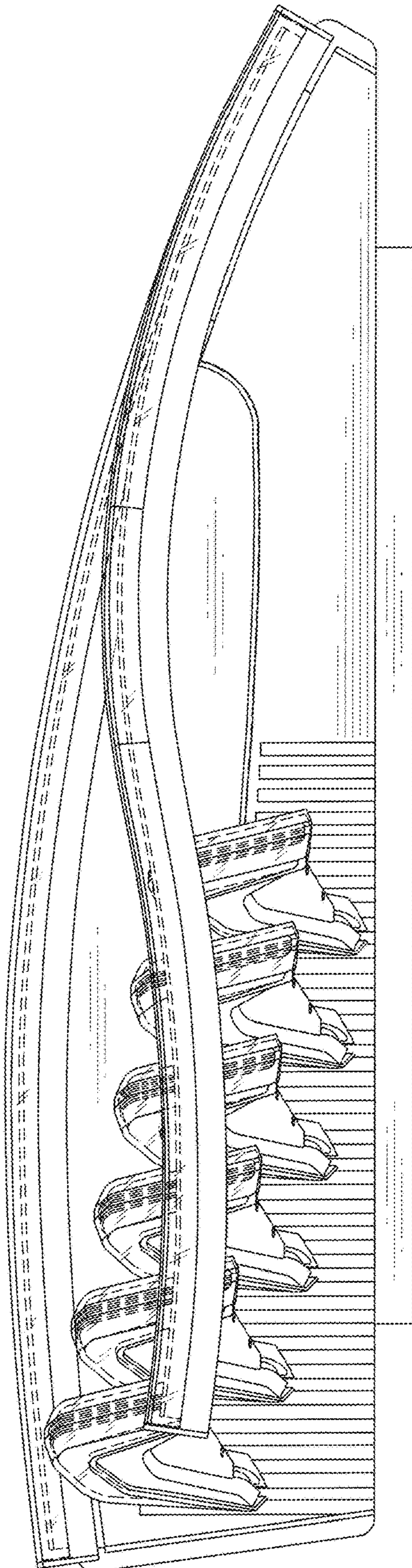


FIG. 7