



US00D966583S

(12) **United States Design Patent** (10) **Patent No.:** **US D966,583 S**
Kim et al. (45) **Date of Patent:** **** Oct. 11, 2022**

(54) **HEADLIGHT FOR VEHICLE**
(71) Applicant: **LG INNOTEK CO., LTD.**, Seoul (KR)
(72) Inventors: **Jinho Kim**, Seoul (KR); **Seunghwan Ryu**, Seoul (KR)
(73) Assignee: **LG INNOTEK CO., LTD.**, Seoul (KR)
(**) Term: **15 Years**
(21) Appl. No.: **35/510,851**
(22) Filed: **May 29, 2020**
(80) **Hague Agreement Data**
Int. Filing Date: **May 29, 2020**
Int. Reg. No.: **DM/208574**
Int. Reg. Date: **May 29, 2020**
Int. Reg. Pub. Date: **Dec. 4, 2020**

(30) **Foreign Application Priority Data**
Jan. 6, 2020 (KR) 30-2020-0000544
(51) **LOC (13) Cl.** **26-06**
(52) **U.S. Cl.**
USPC **D26/28**
(58) **Field of Classification Search**
USPC D26/28, 29, 34, 35, 36
CPC F21S 41/00; F21S 41/14; F21S 41/141;
F21S 41/20; F21S 41/30; F21S 43/00;
F21S 43/10; F21S 43/14; F21S 43/15;
F21S 43/20; F21S 43/30; B60Q 1/26;
B60Q 1/2619; B60Q 1/22; B60Q 1/28;
B60Q 1/30; B60Q 1/34; B60Q 1/44;
B60Q 1/46
See application file for complete search history.

(56) **References Cited**
U.S. PATENT DOCUMENTS
D873,457 S * 1/2020 Han D26/28
D902,455 S * 11/2020 Lucas D26/28

D903,911 S * 12/2020 Kato D26/28
D905,879 S * 12/2020 Katou D26/28
D908,934 S * 1/2021 Sato D26/28
D913,541 S * 3/2021 Thomas D26/28
D913,551 S * 3/2021 Sin D26/28
D914,255 S * 3/2021 Hong D26/28
D914,933 S * 3/2021 Kim D26/28
D919,848 S * 5/2021 Piaskowski D26/28
D921,247 S * 6/2021 Kim D26/28
D922,631 S * 6/2021 Kim D26/28
D923,830 S * 6/2021 Chen D26/28
D923,831 S * 6/2021 Chen D26/28
D925,078 S * 7/2021 Lin D26/28
D925,795 S * 7/2021 Yang D26/28
D928,354 S * 8/2021 Huenink D26/28
D928,366 S * 8/2021 Thomas D26/28

(Continued)

Primary Examiner — Steven J Cxyz
(74) *Attorney, Agent, or Firm* — Saliwanchik, Lloyd & Eisenschenk


(57) **CLAIM**

The ornamental design for a headlight for vehicle, as shown and described.

DESCRIPTION

1. Headlight for vehicle
Figure 1: Perspective
Figure 2: Front
Figure 3: Back
Figure 4: Left
Figure 5: Right
Figure 6: Top
Figure 7: Bottom
The claimed design is installed to the left and right sides of the front of an automobile; the cover parts of the front of this article are transparent.
The broken lines shown in the drawings depict portions of the headlight for vehicle that form no part of the claimed design.

1 Claim, 7 Drawing Sheets



(56)

References Cited

U.S. PATENT DOCUMENTS

D929,003	S	*	8/2021	Thomas	D26/28
D929,622	S	*	8/2021	Wu	D26/28
D930,863	S	*	9/2021	Jung	D26/28
D932,068	S	*	9/2021	Fukunaga	D26/28
D932,075	S	*	9/2021	Chen	D26/28
D934,459	S	*	10/2021	Yasuhara	D26/28
D934,471	S	*	10/2021	Yeh	D26/28
11,156,336	B1	*	10/2021	Kim	F21S 43/245

* cited by examiner



FIG. 1

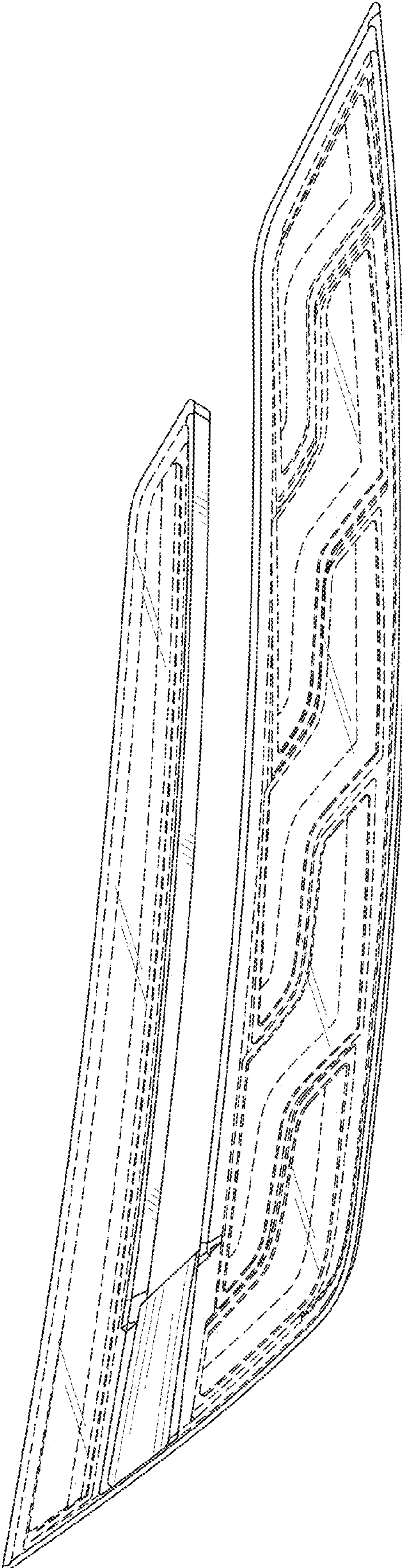


FIG. 2

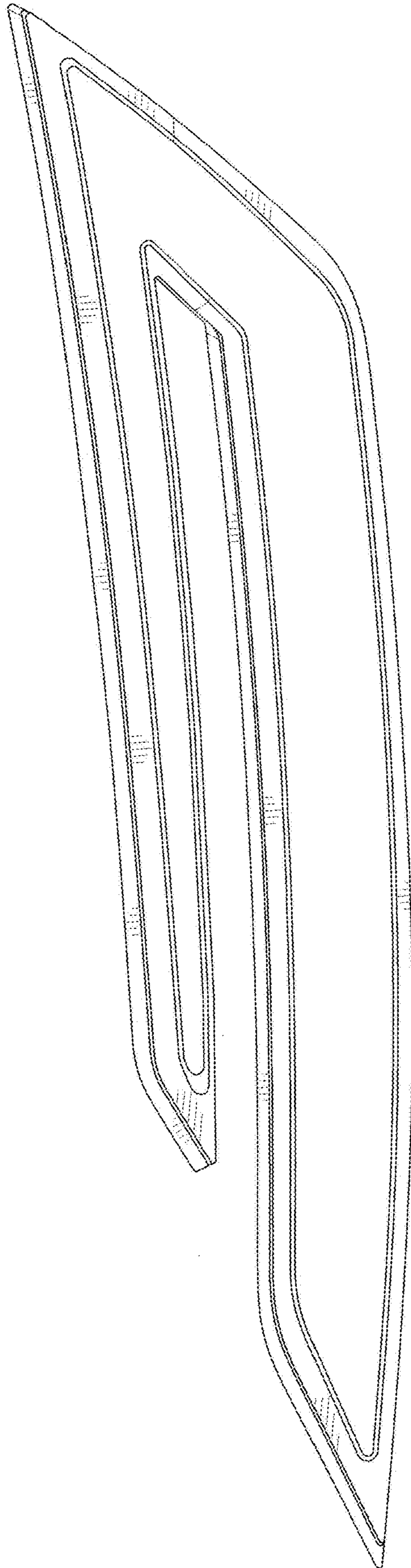


FIG. 3

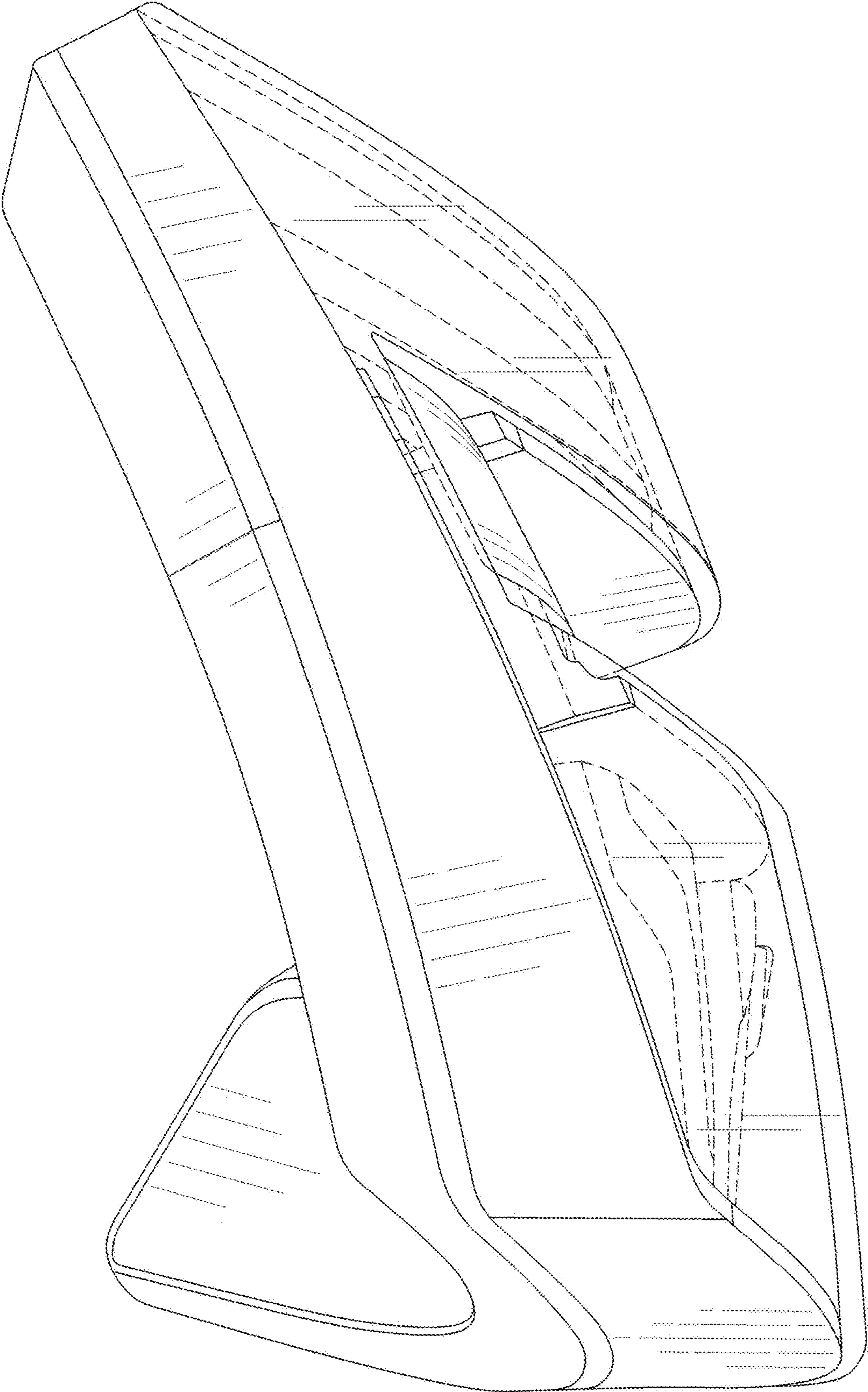


FIG. 4

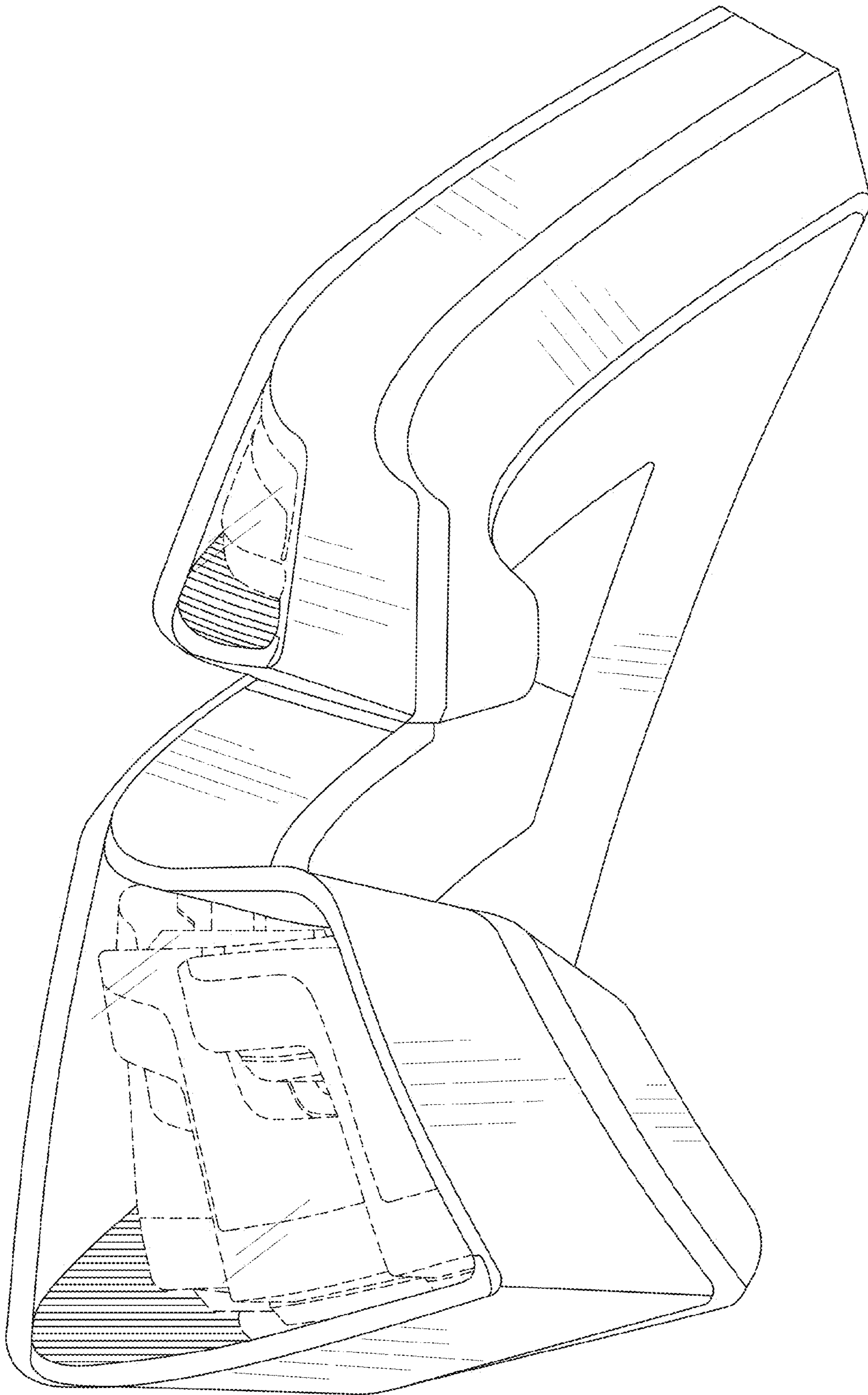


FIG. 5

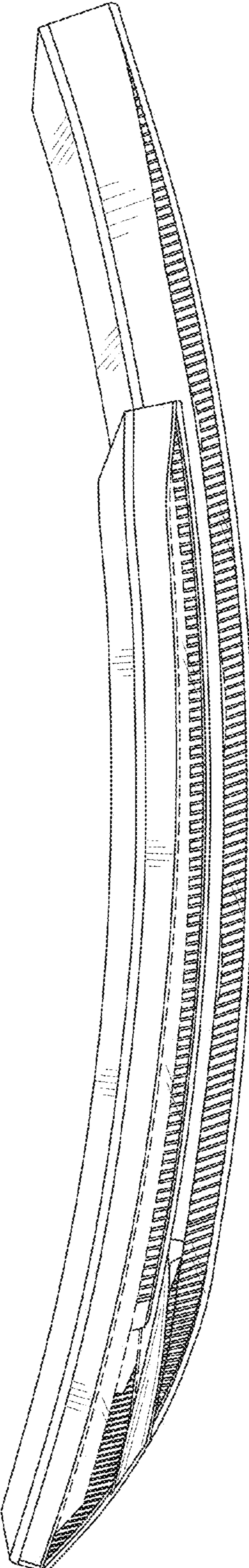


FIG. 6

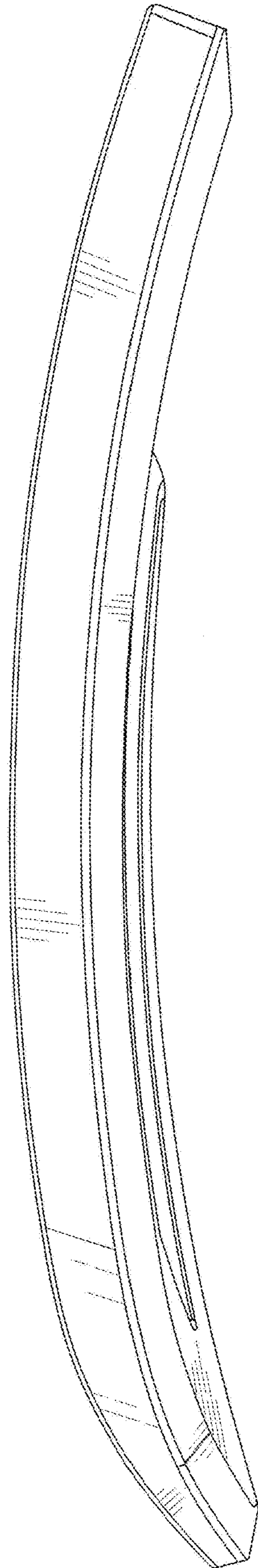


FIG. 7