

US00D966563S

(12) **United States Design Patent** (10) **Patent No.:** **US D966,563 S**
Truss et al. (45) **Date of Patent:** **** Oct. 11, 2022**

(54) **INTERLOCKING TILE PORTION**
(71) Applicant: **Westlake Royal Roofing LLC**,
Houston, TX (US)
(72) Inventors: **Andrew Truss**, Crawley (GB); **Norm Klingman**, Walnut Grove, CA (US); **Jacob Myers**, Corona, CA (US); **Cyrus Falatoon**, Alta Loma, CA (US)
(73) Assignee: **Westlake Royal Roofing LLC**,
Houston, TX (US)
(**) Term: **15 Years**
(21) Appl. No.: **29/754,232**
(22) Filed: **Oct. 8, 2020**
(51) **LOC (13) Cl.** **25-01**
(52) **U.S. Cl.**
USPC **D25/139**
(58) **Field of Classification Search**
USPC D25/139, 138
CPC ... E04D 13/15; E04D 13/155; E04D 13/1643;
E04D 2013/0422; E04D 3/00; E04D 3/02;
E06B 1/62; E06B 2001/628; E04C
2002/005; E04F 2201/035
See application file for complete search history.

D526,727 S 8/2006 Ross
D527,813 S 9/2006 Dodge et al.
D527,835 S 9/2006 Ross
D562,469 S 2/2008 Vandewater, Jr. et al.
D562,470 S 2/2008 Shepherd et al.

(Continued)

Primary Examiner — Doris Clark
(74) *Attorney, Agent, or Firm* — Bookoff McAndrews, PLLC

(57) **CLAIM**

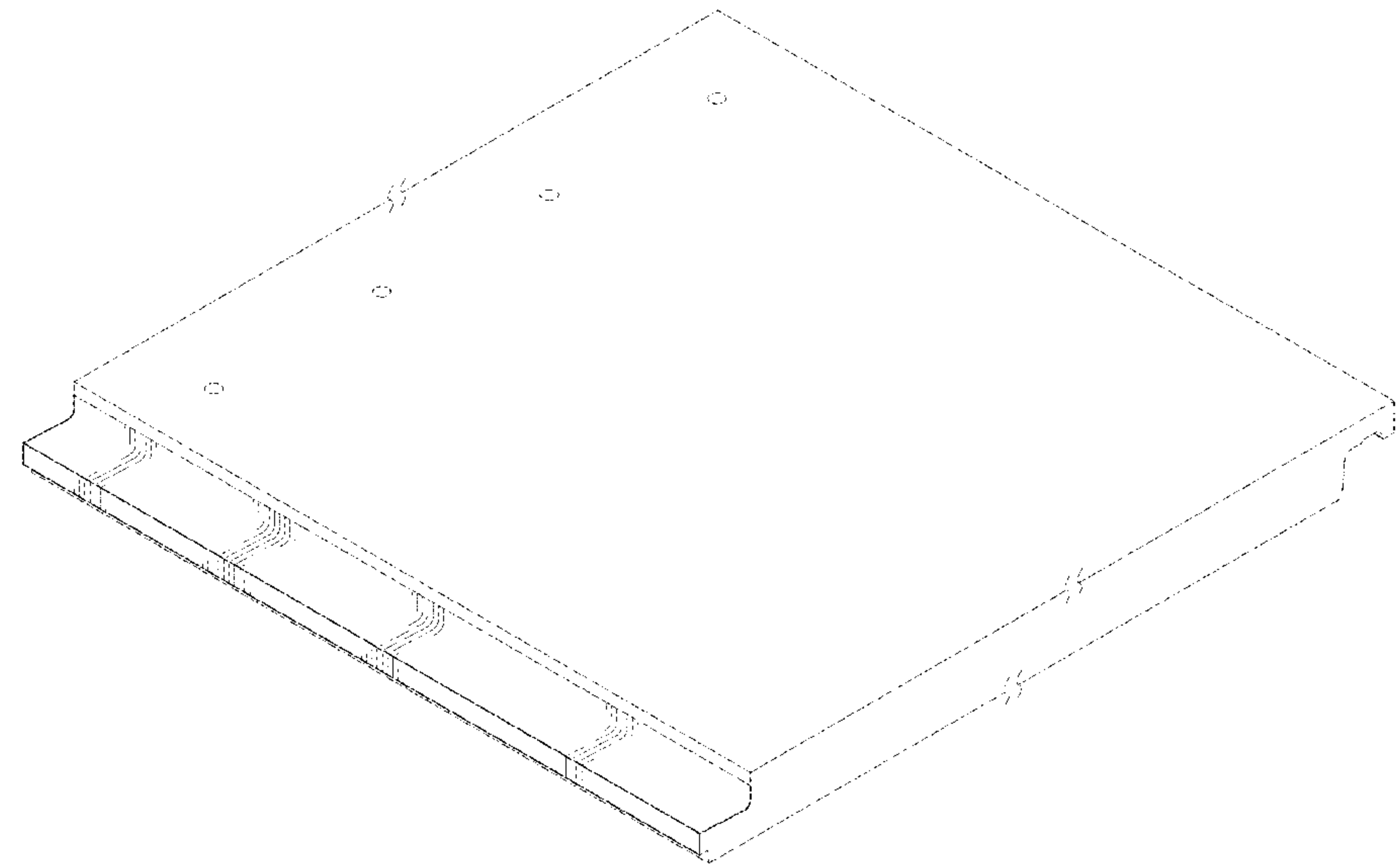
The ornamental design for a interlocking tile portion, as shown as described.

DESCRIPTION

FIG. 1 is a front perspective view of a first embodiment of an interlocking tile portion,
FIG. 2 is a top view thereof;
FIG. 3 is a front view thereof;
FIG. 4 is a back view thereof;
FIG. 5 is a right side view thereof, the left side view being a mirror image of the right side view; and
FIG. 6 is a bottom view thereof; and
FIG. 7 is a right side view of the tile with design element of FIGS. 1-6 interlocking with a second tile with design element according to FIGS. 1-6; and
FIG. 8 is a front perspective view of a second embodiment of an interlocking tile portion,
FIG. 9 is a top view thereof;
FIG. 10 is a front view thereof;
FIG. 11 is a back view thereof;
FIG. 12 is a right side view thereof, the left side view being a mirror image of the right side view; and
FIG. 13 is a bottom view thereof; and,
FIG. 14 is a right side view of the tile with design element of FIGS. 8-13 interlocking with a second tile with design element according to FIGS. 8-13.
Features shown in broken lines form no part of the design as claimed.

(56) **References Cited**
U.S. PATENT DOCUMENTS
D338,541 S * 8/1993 Fifield D25/140
D411,316 S 6/1999 Alvarez et al.
D446,871 S 8/2001 Thomas
D452,920 S 1/2002 Alvarez et al.
D483,133 S 12/2003 Castellanos
D503,790 S 4/2005 Dodge et al.
D507,829 S 7/2005 Castellanos
D508,286 S 8/2005 Castellanos
D518,902 S 4/2006 Beetler et al.
D519,219 S 4/2006 Dodge et al.
D520,149 S 5/2006 Dodge et al.

1 Claim, 10 Drawing Sheets



(56)

References Cited

U.S. PATENT DOCUMENTS

D562,993	S	2/2008	Shepherd et al.	
D562,994	S	2/2008	Vandewater, Jr. et al.	
D567,966	S	4/2008	Simmons	
D568,497	S	5/2008	Burman et al.	
D574,973	S	8/2008	Simmons	
D586,007	S	2/2009	Vandewater, Jr. et al.	
D586,008	S	2/2009	Vandewater, Jr. et al.	
D595,431	S *	6/2009	Day	D25/140
D603,066	S *	10/2009	Warren	D25/138
D608,475	S	1/2010	Simmons	
D608,916	S	1/2010	Simmons	
D613,428	S	4/2010	Truss et al.	
D633,219	S *	2/2011	Lai	D25/138
D663,864	S	7/2012	Tarvaran	
D674,920	S	1/2013	Buoni	
D711,558	S	8/2014	Bobolts et al.	
D738,541	S	9/2015	Tarvaran	
D774,215	S *	12/2016	Duque	D25/139
2002/0189183	A1 *	12/2002	Ricciardelli	B32B 27/06 52/311.1

* cited by examiner

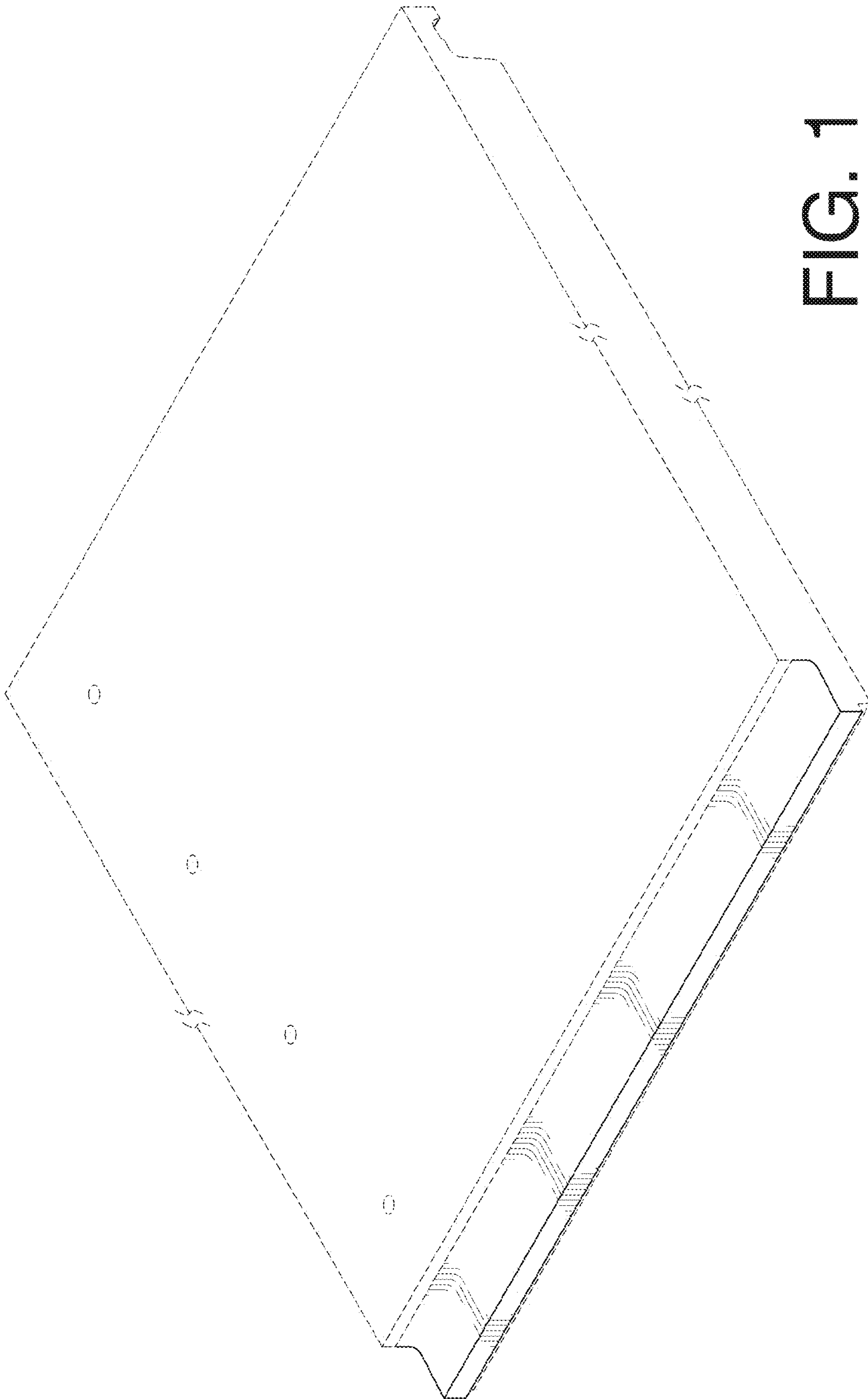


FIG. 1




FIG. 2

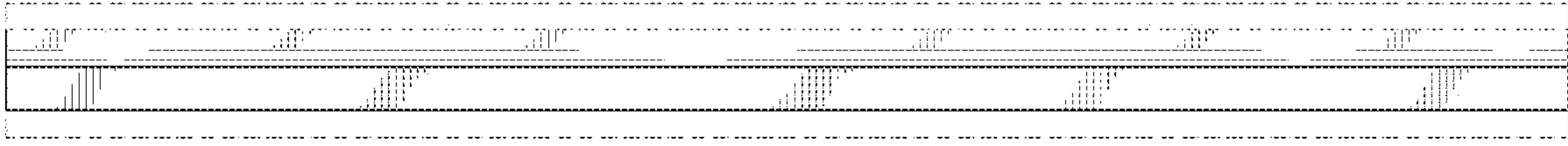


FIG. 3




FIG. 4

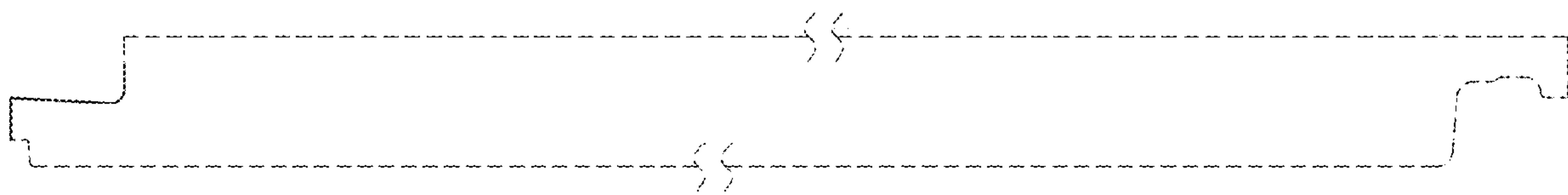


FIG. 5




FIG. 6

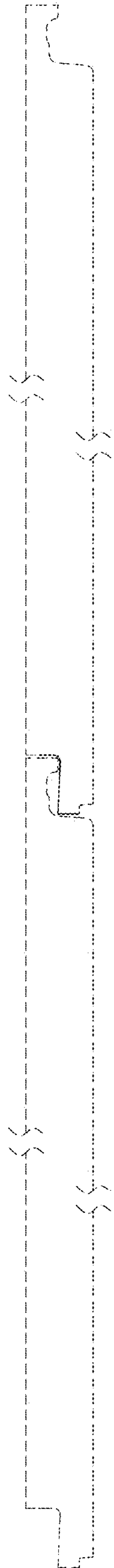


FIG. 7

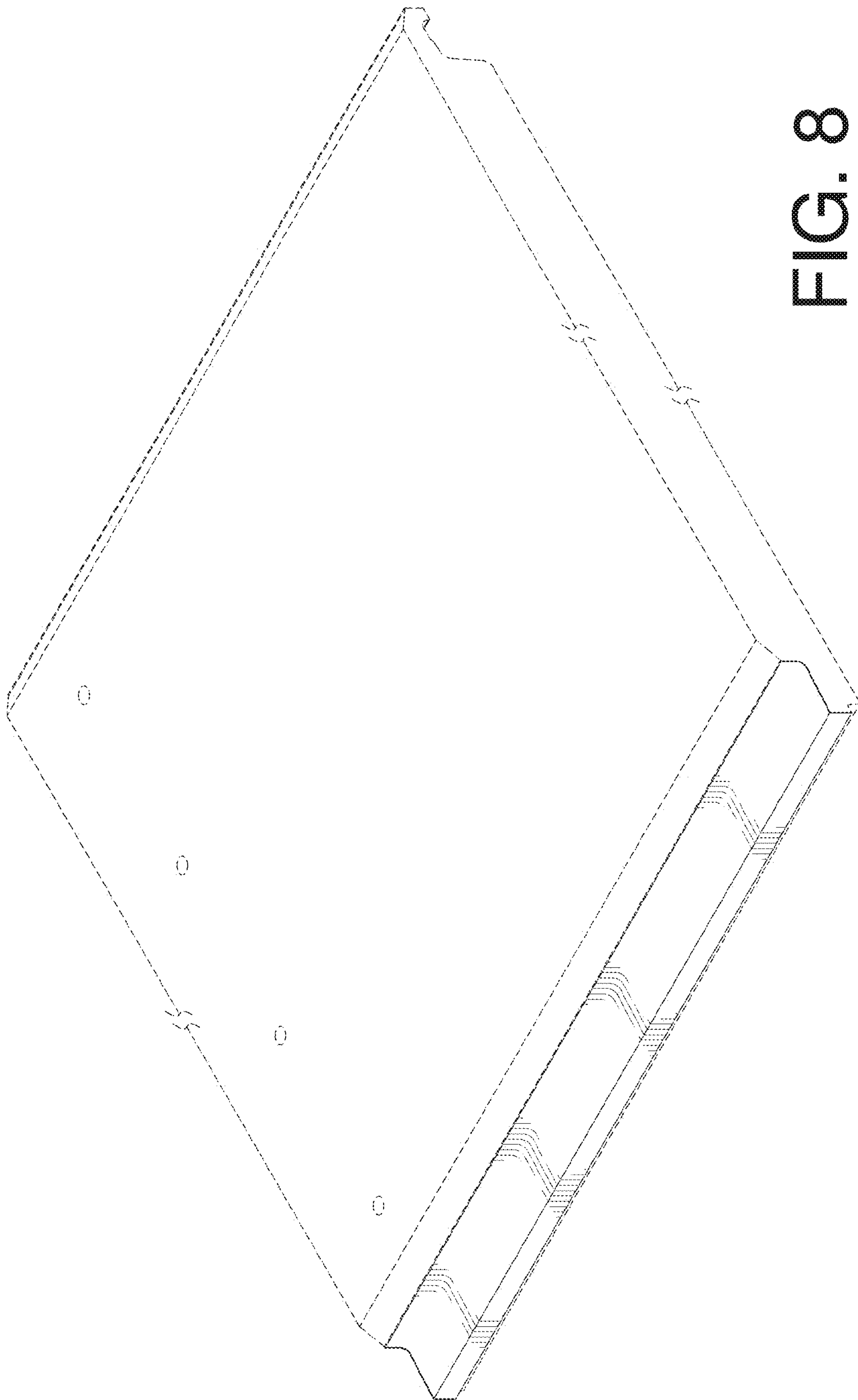


FIG. 8




FIG. 9

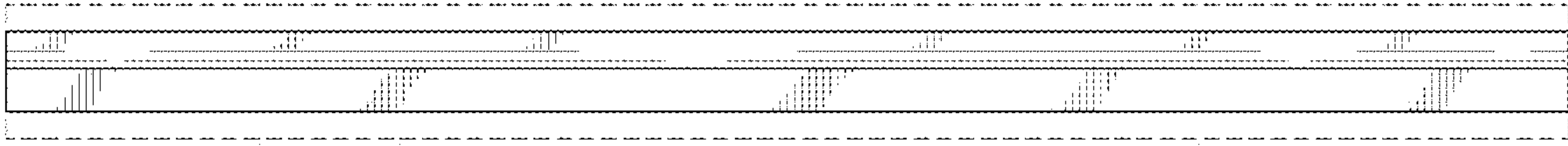


FIG. 10




FIG. 11




FIG. 12




FIG. 13

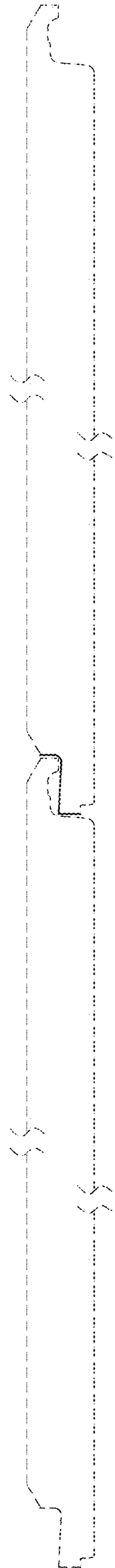


FIG. 14