

US00D966551S

(12) **United States Design Patent**
Takami

(10) **Patent No.:** **US D966,551 S**

(45) **Date of Patent:** **** Oct. 11, 2022**

(54) **PASSENGER TERMINAL INTERIOR**

(71) Applicant: **Panasonic Intellectual Property Management Co., Ltd.**, Osaka (JP)

(72) Inventor: **Mitsuru Takami**, Tokyo (JP)

(73) Assignee: **PANASONIC INTELLECTUAL PROPERTY MANAGEMENT CO., LTD.**, Osaka (JP)

(**) Term: **15 Years**

(21) Appl. No.: **29/763,050**

(22) Filed: **Dec. 21, 2020**

(30) **Foreign Application Priority Data**

Jun. 26, 2020 (JP) 2020-012874 D

(51) **LOC (13) Cl.** **25-03**

(52) **U.S. Cl.**
USPC **D25/3**

(58) **Field of Classification Search**
USPC D25/1-35, 48.5, 41.1; D20/2; D99/99;
49/35, 42, 49

(Continued)

(56) **References Cited**

U.S. PATENT DOCUMENTS

3,478,467 A * 11/1969 May G07C 9/10
49/35

3,501,622 A * 3/1970 Szymanski G07B 15/00
235/480

(Continued)

FOREIGN PATENT DOCUMENTS

KR 3020050041369 * 12/2006
KR 3020080055069 * 3/2010

OTHER PUBLICATIONS

Slimlane NK, available in automatic-systems.com, announced Year 2018 [online], [site visited Mar. 9, 2022], Internet URL: <https://ca>.

automatic-systems.com/range/pedestrian-products/speedgate-turnstiles/slimlane/slimlane-940-950nk-nam-swing-door-barrier-optical-turnstile-2-2/(Year: 2018).*

(Continued)

Primary Examiner — Brett Miller

Assistant Examiner — Jasmine L. Comedy

(74) *Attorney, Agent, or Firm* — Crowell & Moring LLP

(57) **CLAIM**

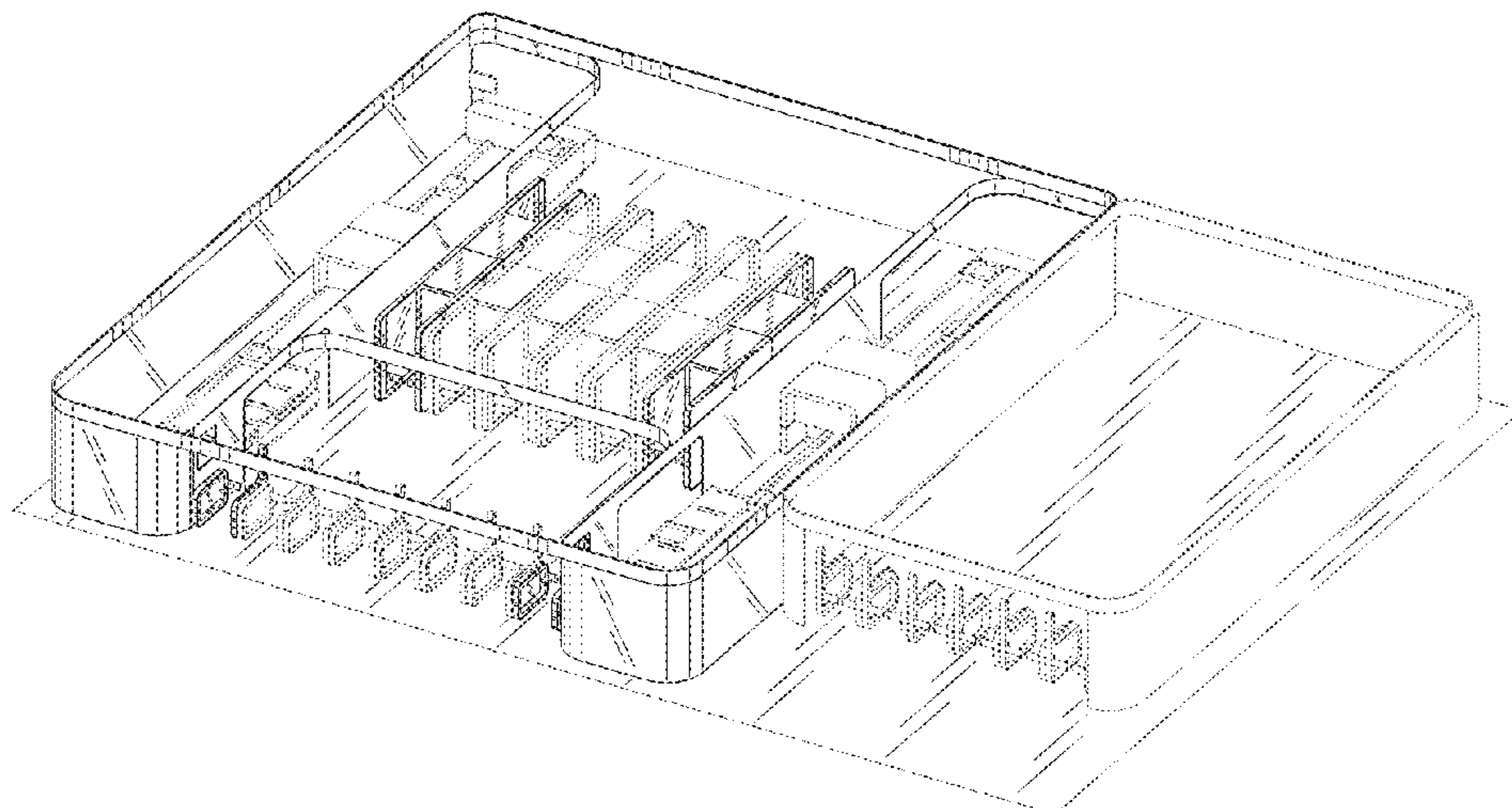
I claim the ornamental design for a passenger terminal interior, as shown and described.

DESCRIPTION

FIG. 1 is a front perspective view of a passenger terminal interior according to a second embodiment of the invention; FIG. 2 is a rear perspective view thereof; FIG. 3 is a front view thereof; FIG. 4 is a rear view thereof; FIG. 5 is a left view thereof; FIG. 6 is a right view thereof; FIG. 7 is a top view thereof; FIG. 8 is a bottom view thereof; FIG. 9 is an overlooking view thereof drawn from the direction of arrow 9 of FIG. 7; FIG. 10 is an overlooking view thereof drawn from the direction of arrow 10 of FIG. 7; FIG. 11 is an overlooking view thereof drawn from the direction of arrow 11 of FIG. 7; FIG. 12 is an overlooking view thereof drawn from the direction of arrow 12 of FIG. 7; FIG. 13 is an overlooking view thereof drawn from the direction of arrow 13 of FIG. 7; and, FIG. 14 is an overlooking view thereof drawn from the direction of arrow 14 of FIG. 7.

The ornamental design which is claimed is shown in solid lines in the drawings. The broken lines in the drawings form no part of the claimed design. Broken lines formed by equal length dashes show unclaimed subject matter.

1 Claim, 14 Drawing Sheets



US D966,551 S

Page 2

(58) **Field of Classification Search**

CPC G07C 9/00; G07C 9/10; G07C 9/15; E06B
11/085

See application file for complete search history.

(56) **References Cited**

U.S. PATENT DOCUMENTS

3,606,698 A * 9/1971 Tanaka G07C 9/15
340/5.31
D245,430 S * 8/1977 Commins D25/1
4,195,442 A * 4/1980 Keeling G07C 9/00
49/35
D261,433 S * 10/1981 Sugano D99/99
D261,434 S * 10/1981 Sugano D25/48.5
D275,796 S * 10/1984 Nishida D25/48.5
4,583,619 A * 4/1986 Fry A47F 9/04
186/59
D450,858 S 11/2001 Brunetti et al.
7,617,974 B2 * 11/2009 Vandyck G07C 9/10
235/382

D668,181 S * 10/2012 Kim D12/92
D728,820 S * 5/2015 Turner D25/1
D795,452 S * 8/2017 Rauta D25/48.5
D799,061 S * 10/2017 Rauta D25/48.5
2005/0092831 A1 * 5/2005 Sandoval G07C 9/20
235/382
2006/0101716 A1 * 5/2006 Vandyck G07C 9/10
49/35
2007/0271846 A1 * 11/2007 Miller E06B 11/085
49/49
2010/0223850 A1 * 9/2010 Chen E06B 11/085
49/49
2021/0209883 A1 * 7/2021 Arrufat Ribas G06V 20/13
2022/0012966 A1 * 1/2022 Wang G07C 9/29

OTHER PUBLICATIONS

EasyGate SPT, announced in YouTube on Oct. 7, 2016 [online],
[site visited Mar. 9, 2022], Available from the internet URL:
<https://www.youtube.com/watch?v=3qpRDzZE3Ss> (Year: 2016).*

* cited by examiner

FIG. 1

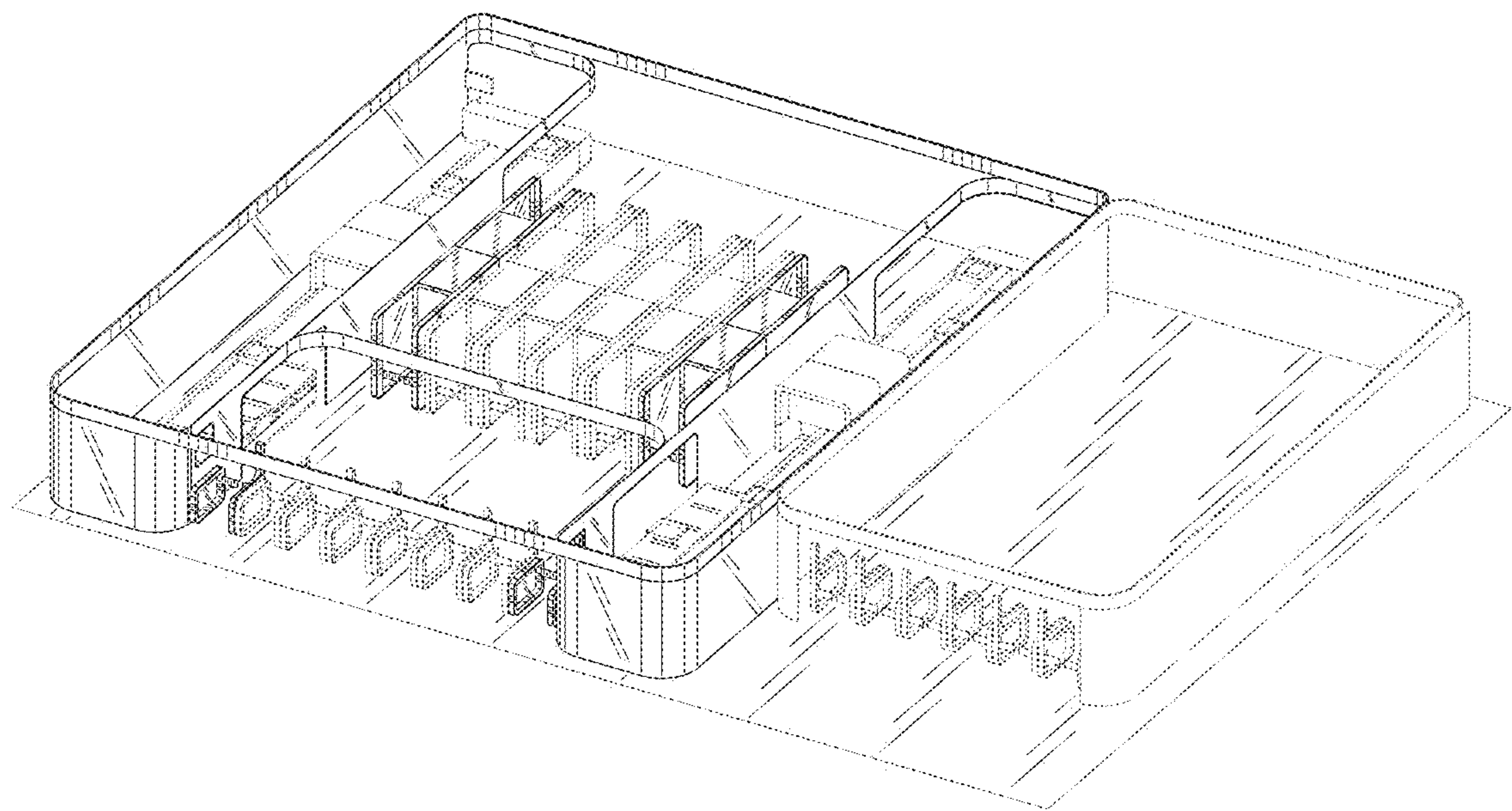


FIG. 2

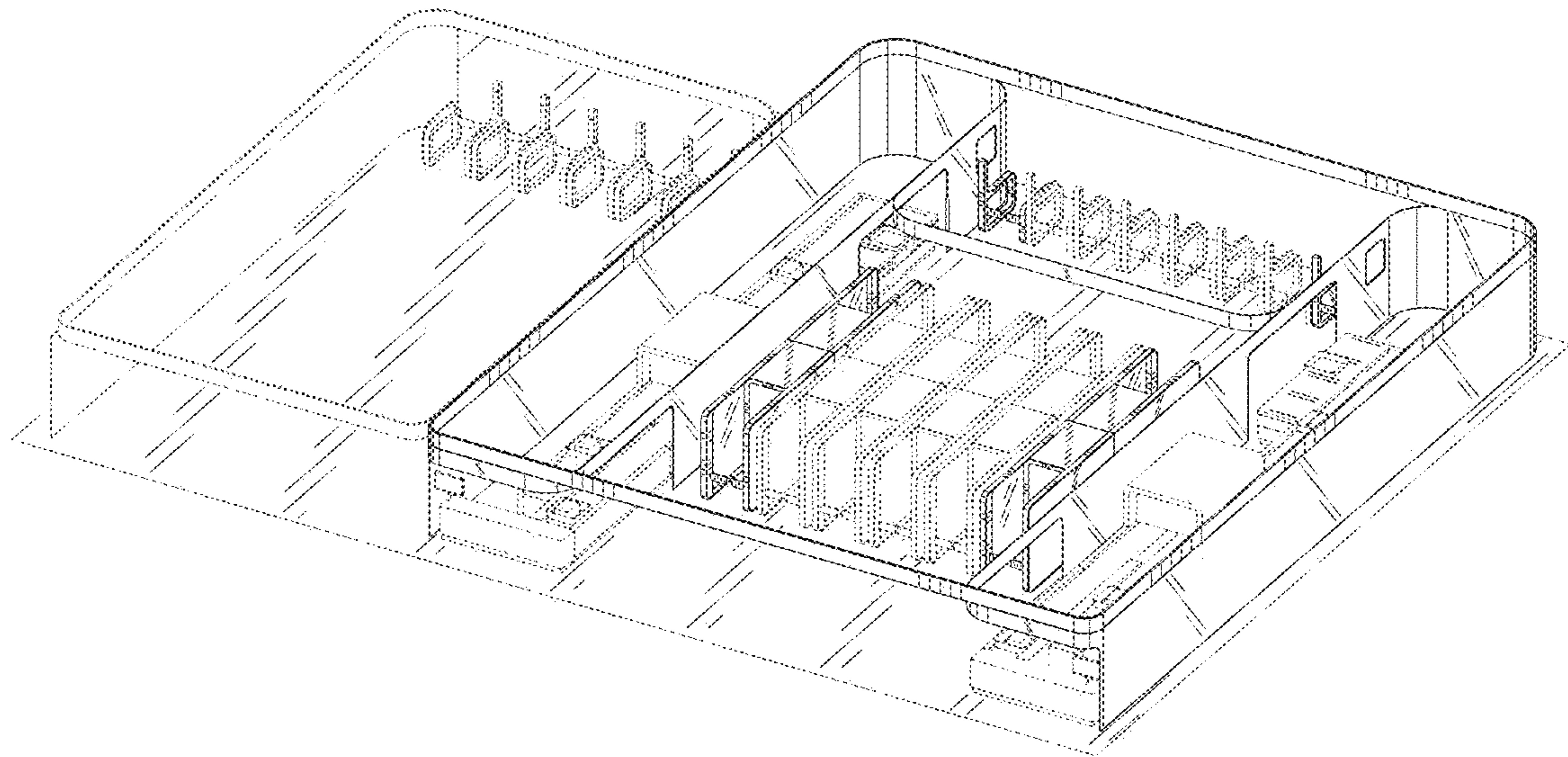


FIG. 3

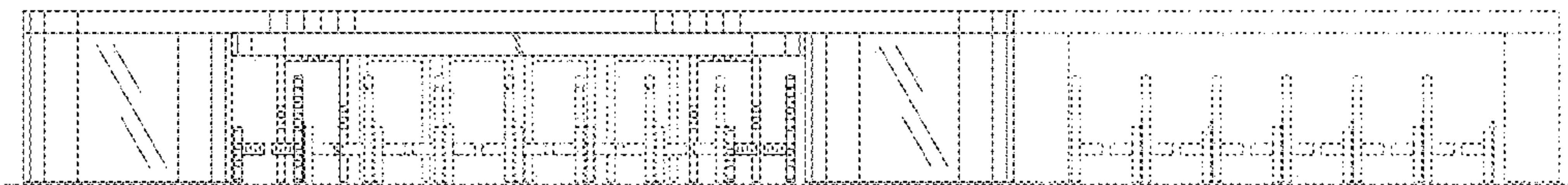


FIG. 4

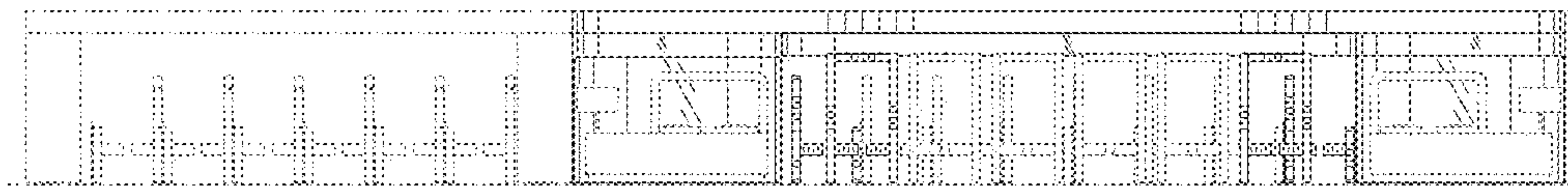


FIG. 5

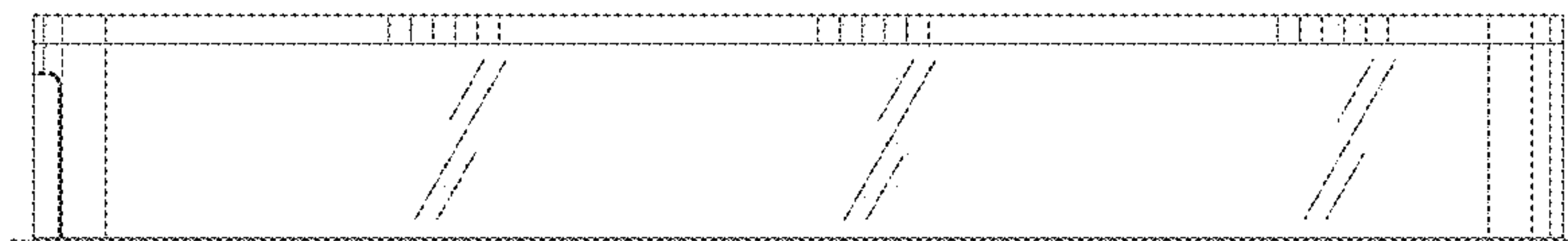


FIG. 6




FIG. 8




FIG. 9

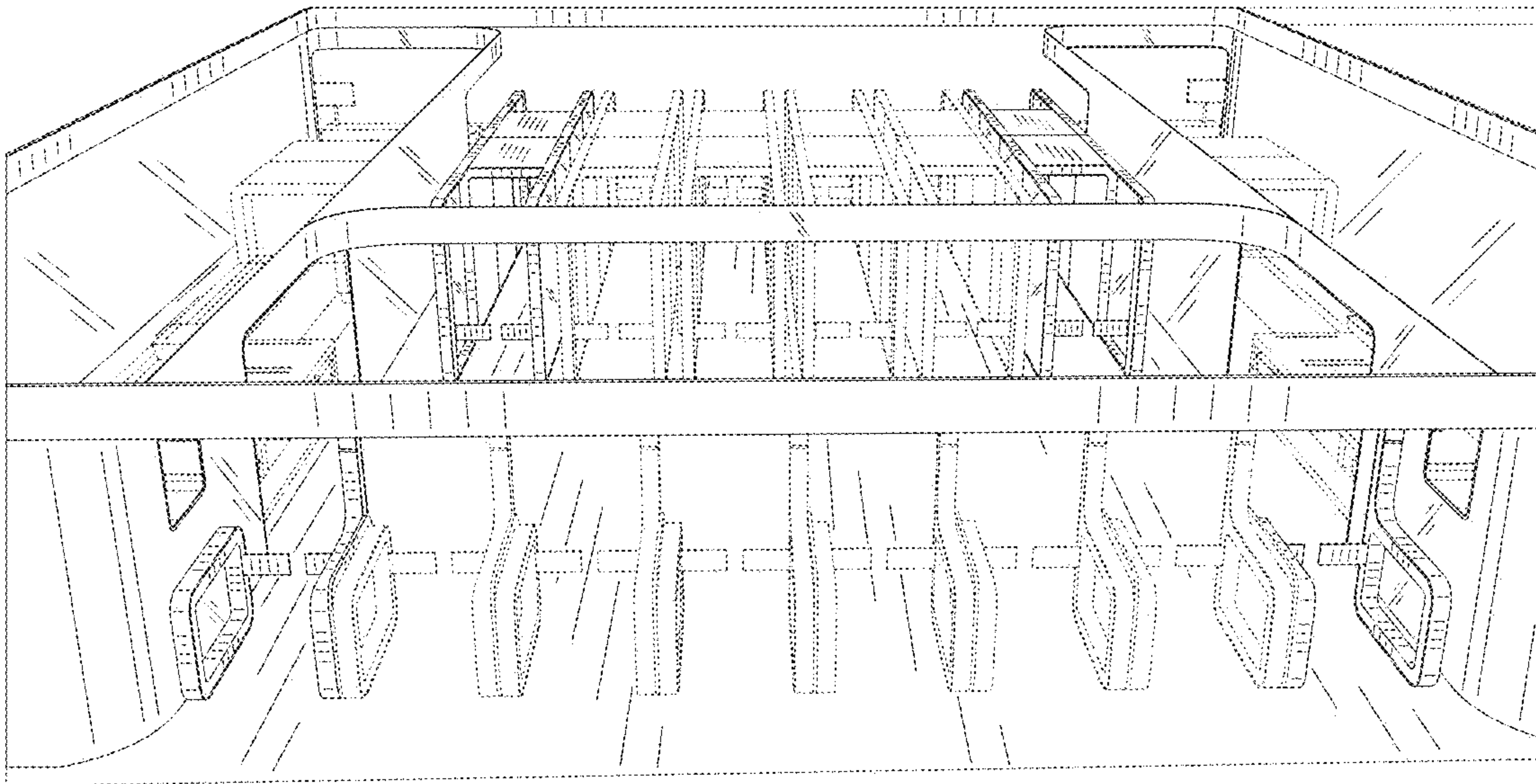


FIG. 10

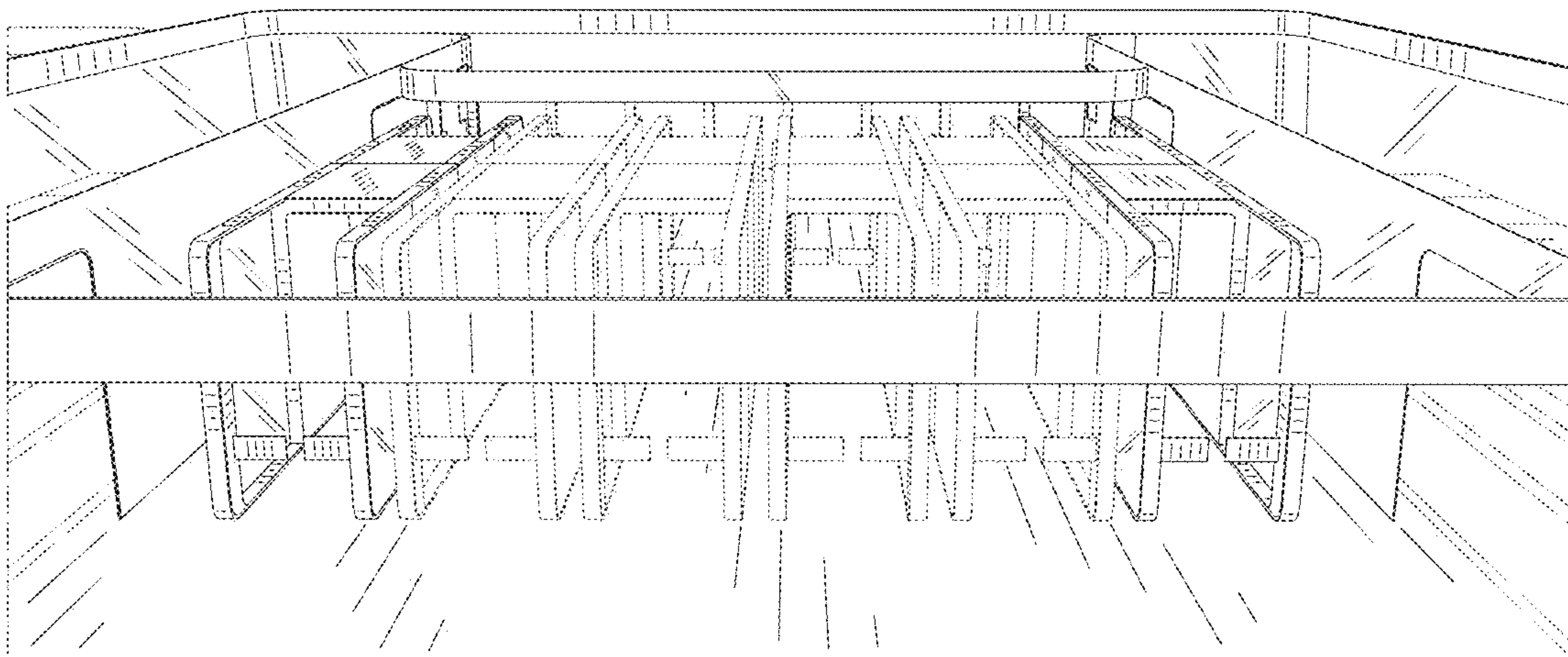


FIG. 11

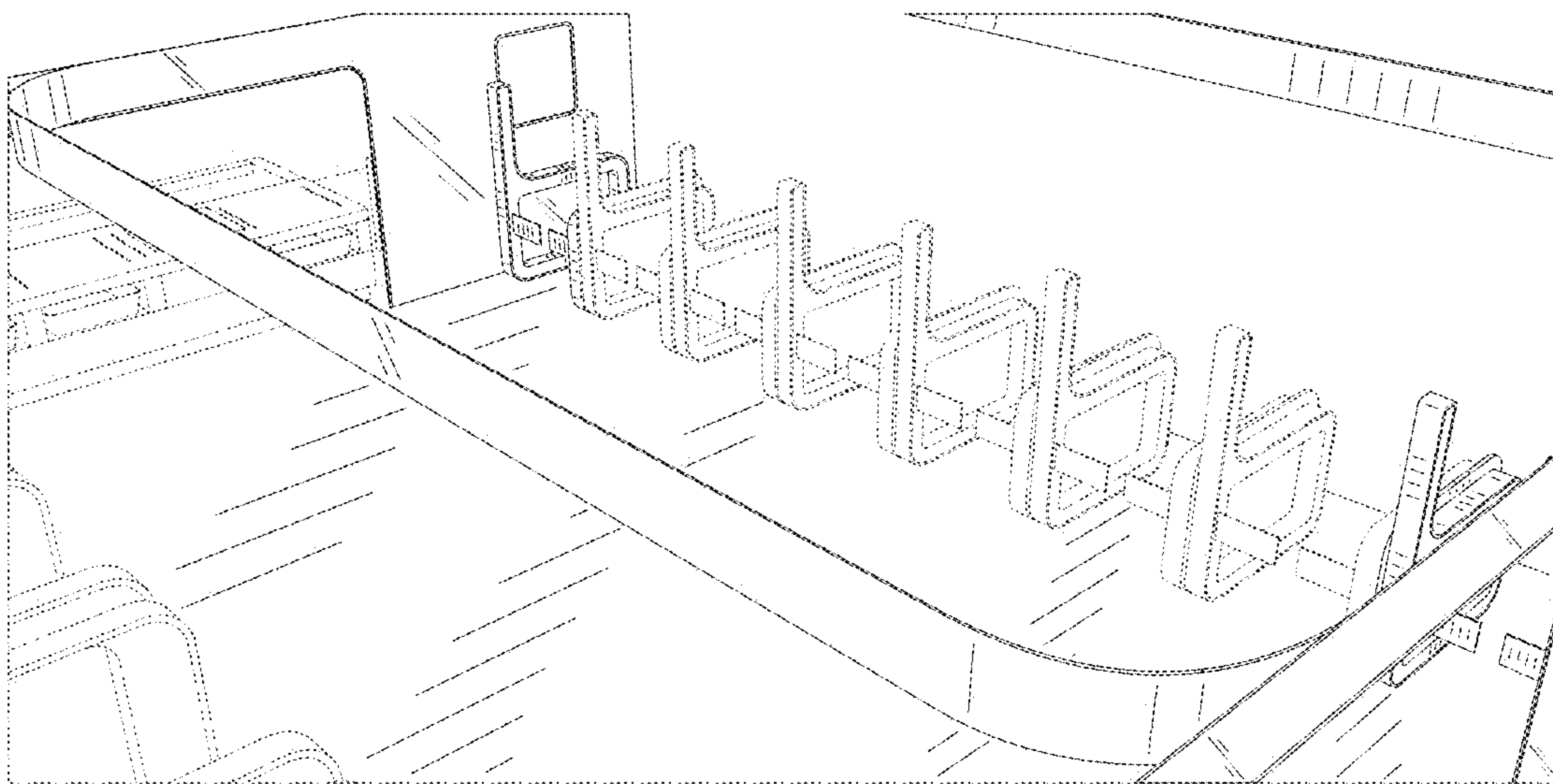


FIG. 12

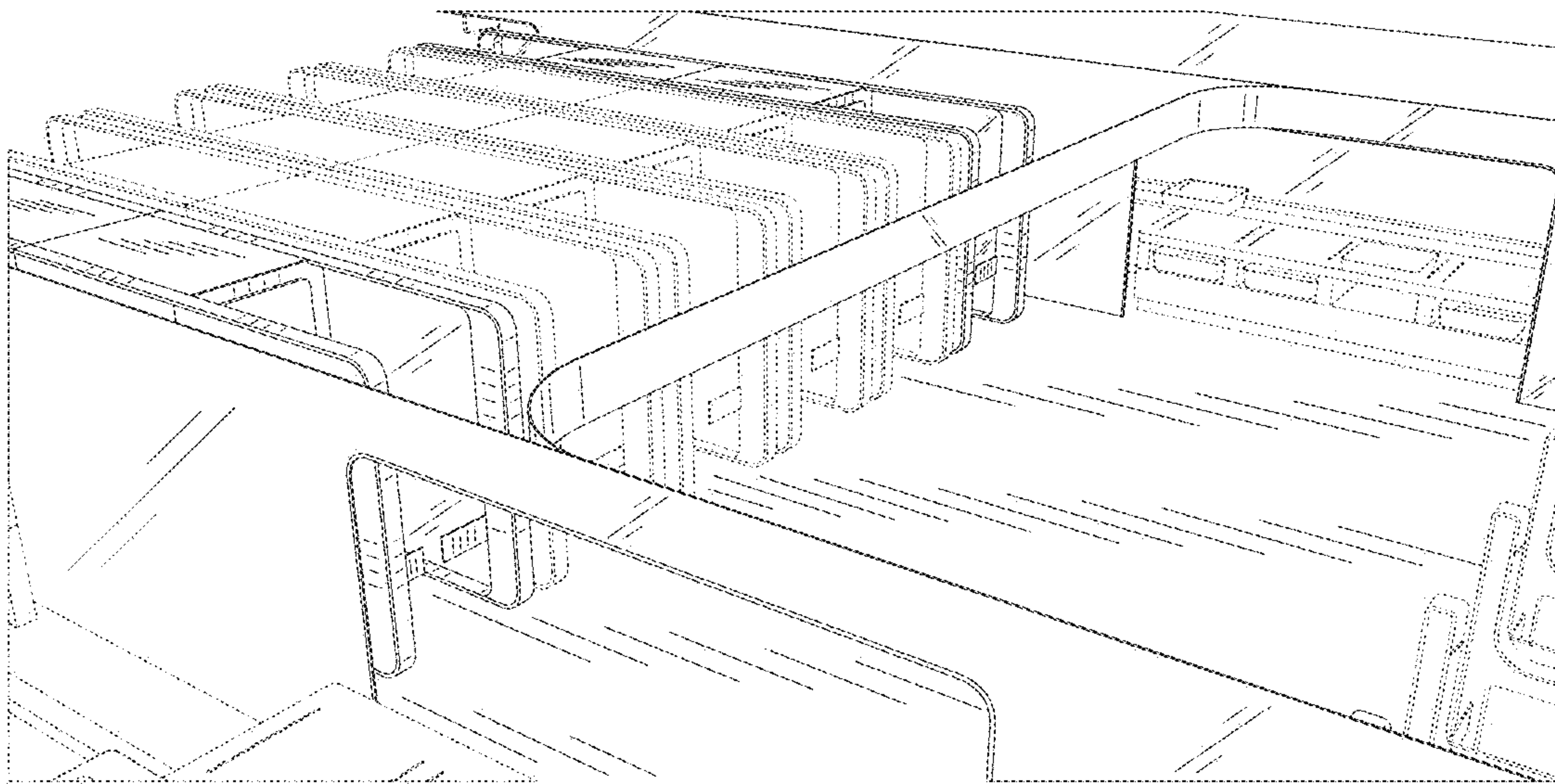


FIG. 13

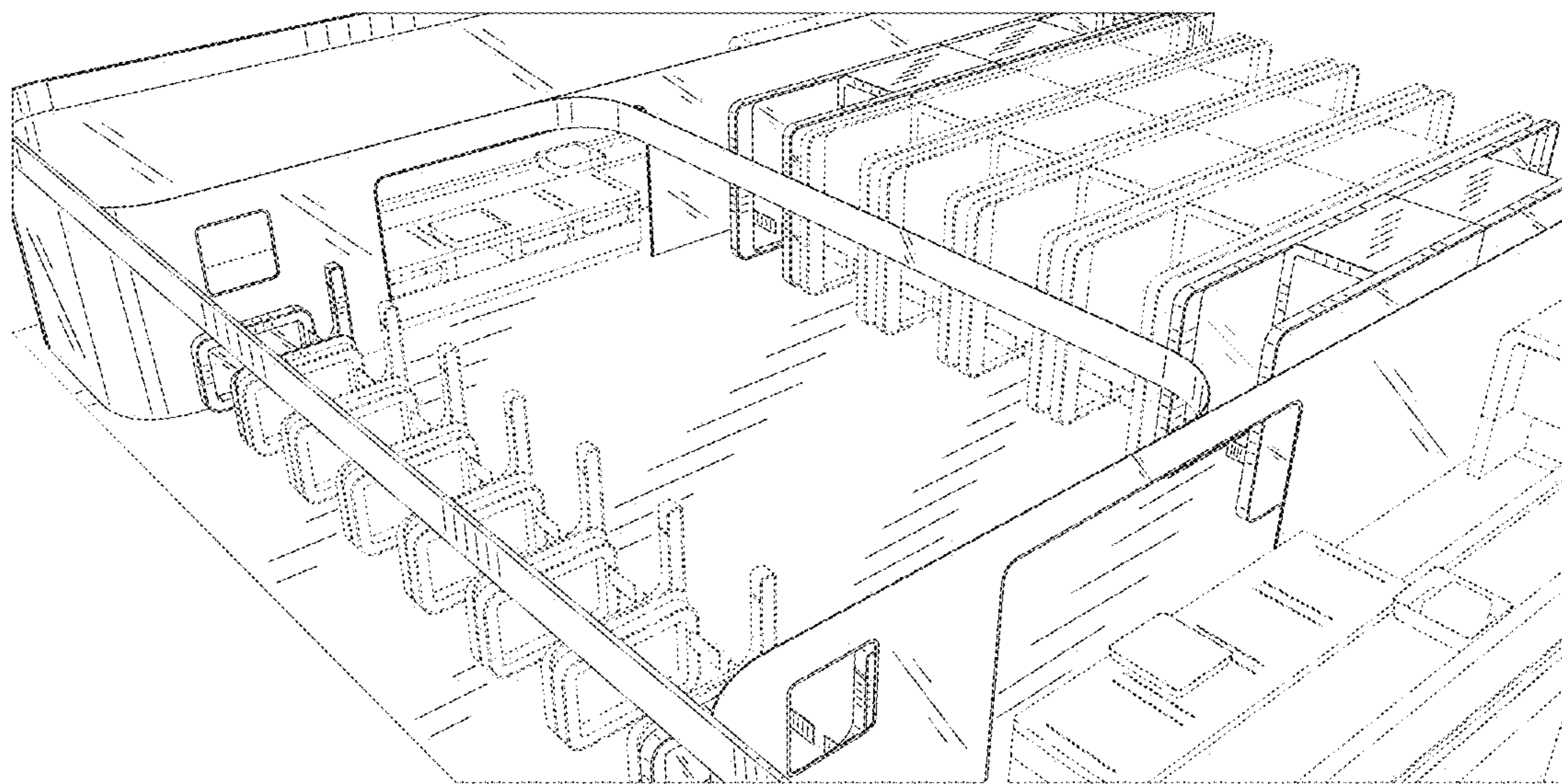


FIG. 14

