



US00D966539S

(12) **United States Design Patent** (10) **Patent No.:** **US D966,539 S**
Ansari et al. (45) **Date of Patent:** **** Oct. 11, 2022**

(54) **HEAD COVERING FOR USE AS A REPETITIVE TRANSCRANIAL MAGNETIC STIMULATION DEVICE**

(71) Applicants: **Kamran Ansari**, Tustin, CA (US);
Nadia Ansari, Tustin, CA (US)

(72) Inventors: **Kamran Ansari**, Tustin, CA (US);
Nadia Ansari, Tustin, CA (US)

(**) Term: **15 Years**

(21) Appl. No.: **29/770,199**

(22) Filed: **Feb. 10, 2021**

Related U.S. Application Data

(63) Continuation-in-part of application No. 17/065,412, filed on Oct. 7, 2020, now Pat. No. 11,020,603, which is a continuation-in-part of application No. 16/867,130, filed on May 5, 2020.

(51) **LOC (13) Cl.** **28-03**

(52) **U.S. Cl.**
USPC **D24/200**

(58) **Field of Classification Search**
USPC D24/200, 186-187, 158, 107; D2/866, D2/868, 870, 878-879, 882; D29/104-106, 108-109, 122
CPC A61N 2/006; A61N 2/02; A61N 2/008; A61N 2/06; A61N 2/12; A61N 2/004; A61N 2/002; A61N 2/00; A61N 1/0404; A61N 1/36
See application file for complete search history.

(56) **References Cited**

U.S. PATENT DOCUMENTS

8,958,882 B1 * 2/2015 Hagedorn A61N 2/02 607/45
D894,404 S * 8/2020 Guger D24/186

D897,548 S * 9/2020 Liu D24/200
11,020,603 B2 * 6/2021 Ansari A61N 2/008
2014/0276182 A1 * 9/2014 Helekar A61N 2/12 600/15
2014/0350431 A1 * 11/2014 Hagedorn A61N 2/006 600/15
2017/0151442 A1 * 6/2017 Walborn A61N 2/06
2017/0333725 A1 * 11/2017 Hotani A61N 2/006
2020/0289837 A1 * 9/2020 Lowin A61N 2/006
2021/0283411 A1 * 9/2021 Dietz A61N 2/06
2021/0346711 A1 * 11/2021 Ansari A61N 2/02
2022/0047883 A1 * 2/2022 Dietz A61N 2/006

* cited by examiner

Primary Examiner — Wan Laymon

(74) *Attorney, Agent, or Firm* — Novel IP

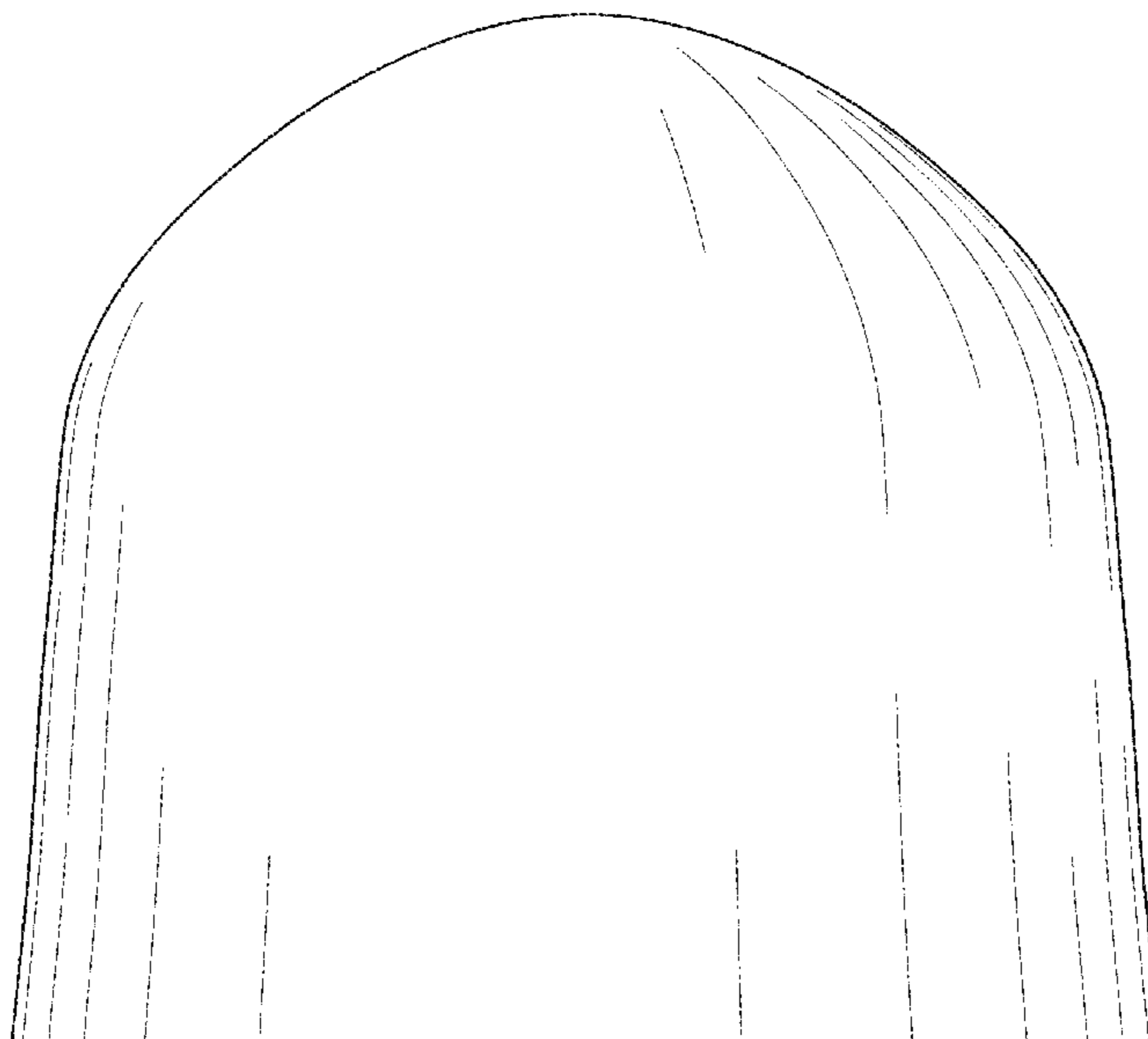
(57) **CLAIM**

The ornamental design for a head covering for use as a repetitive transcranial magnetic stimulation device, as shown and described.

DESCRIPTION

FIG. 1 is a front view of a head covering for use as a repetitive transcranial magnetic stimulation device; FIG. 2 is a back view of the head covering for use as a repetitive transcranial magnetic stimulation device; FIG. 3 is a first side view of the head covering for use as a repetitive transcranial magnetic stimulation device; FIG. 4 is a second side view of the head covering for use as a repetitive transcranial magnetic stimulation device; and, FIG. 5 is a top plan view of the head covering for use as a repetitive transcranial magnetic stimulation device.

1 Claim, 5 Drawing Sheets



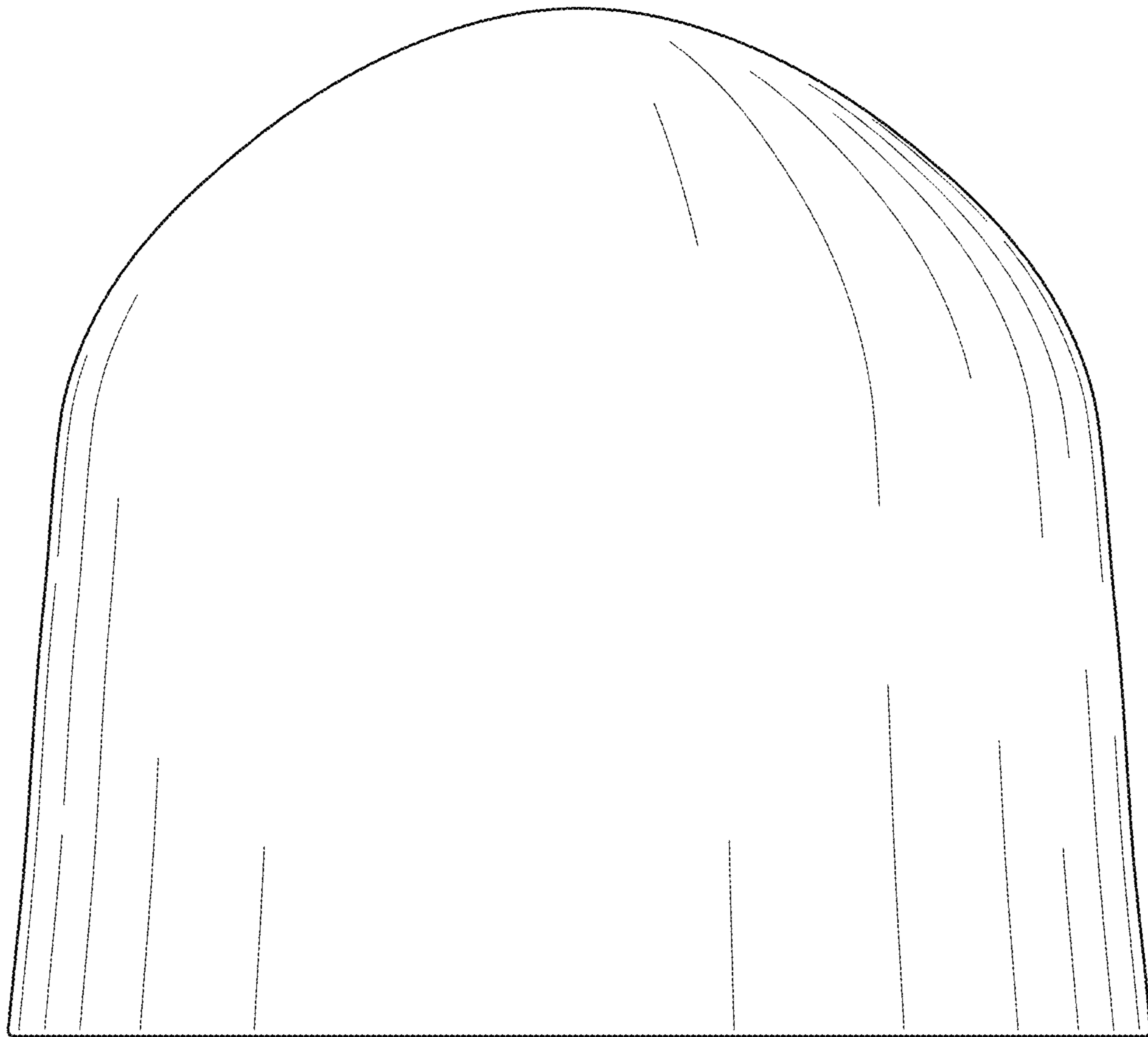


FIG. 1

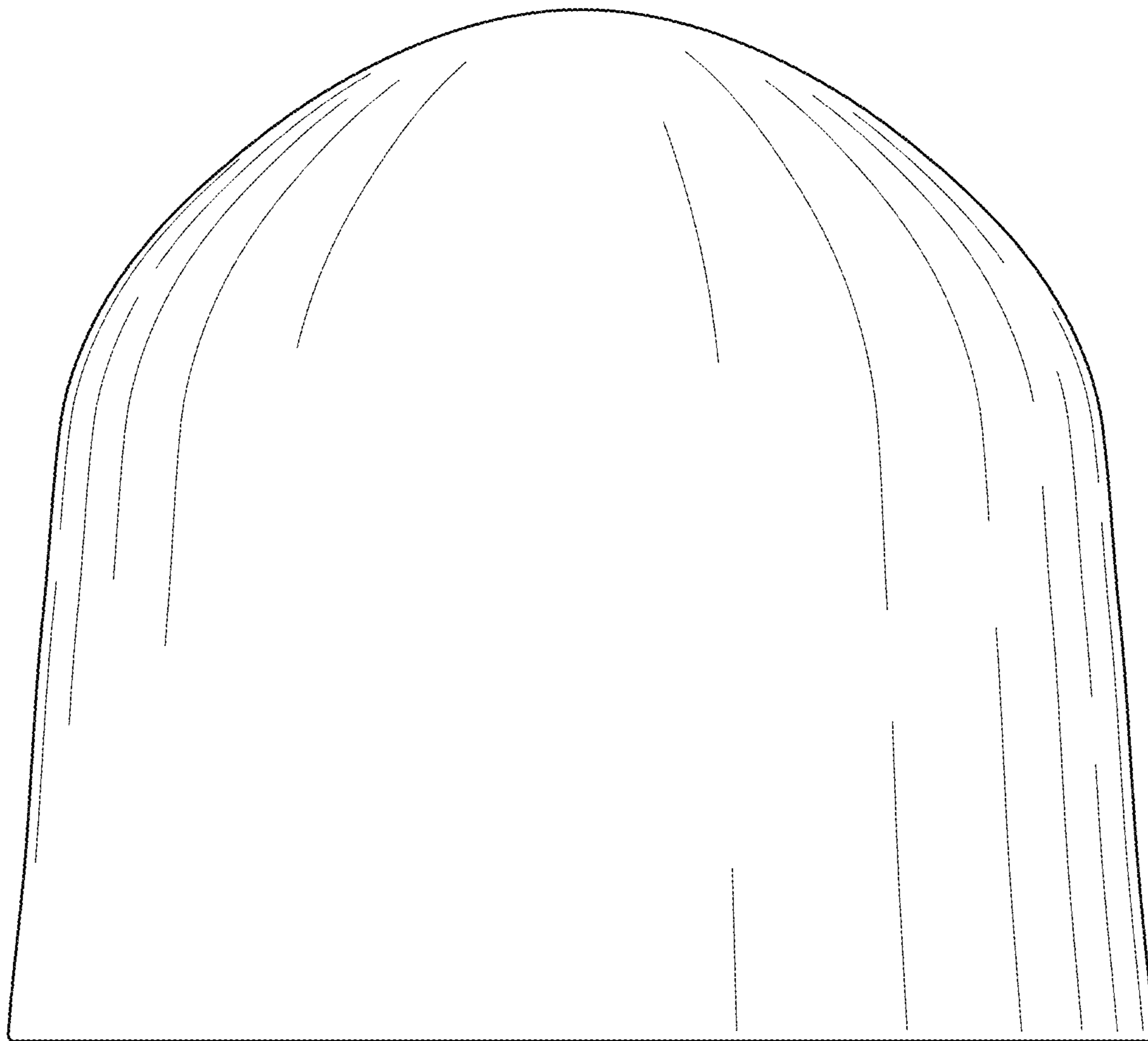


FIG. 2

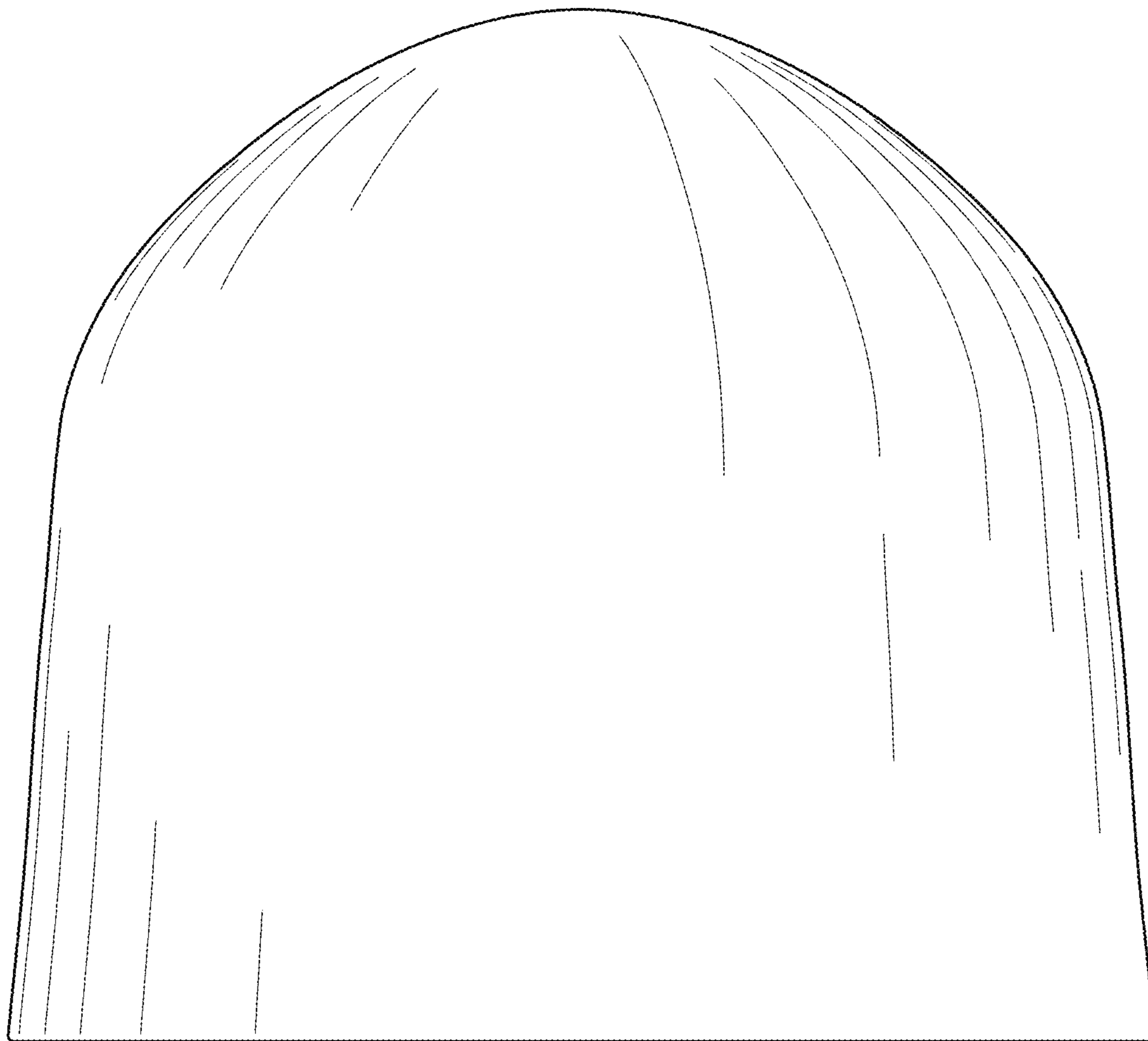


FIG. 3

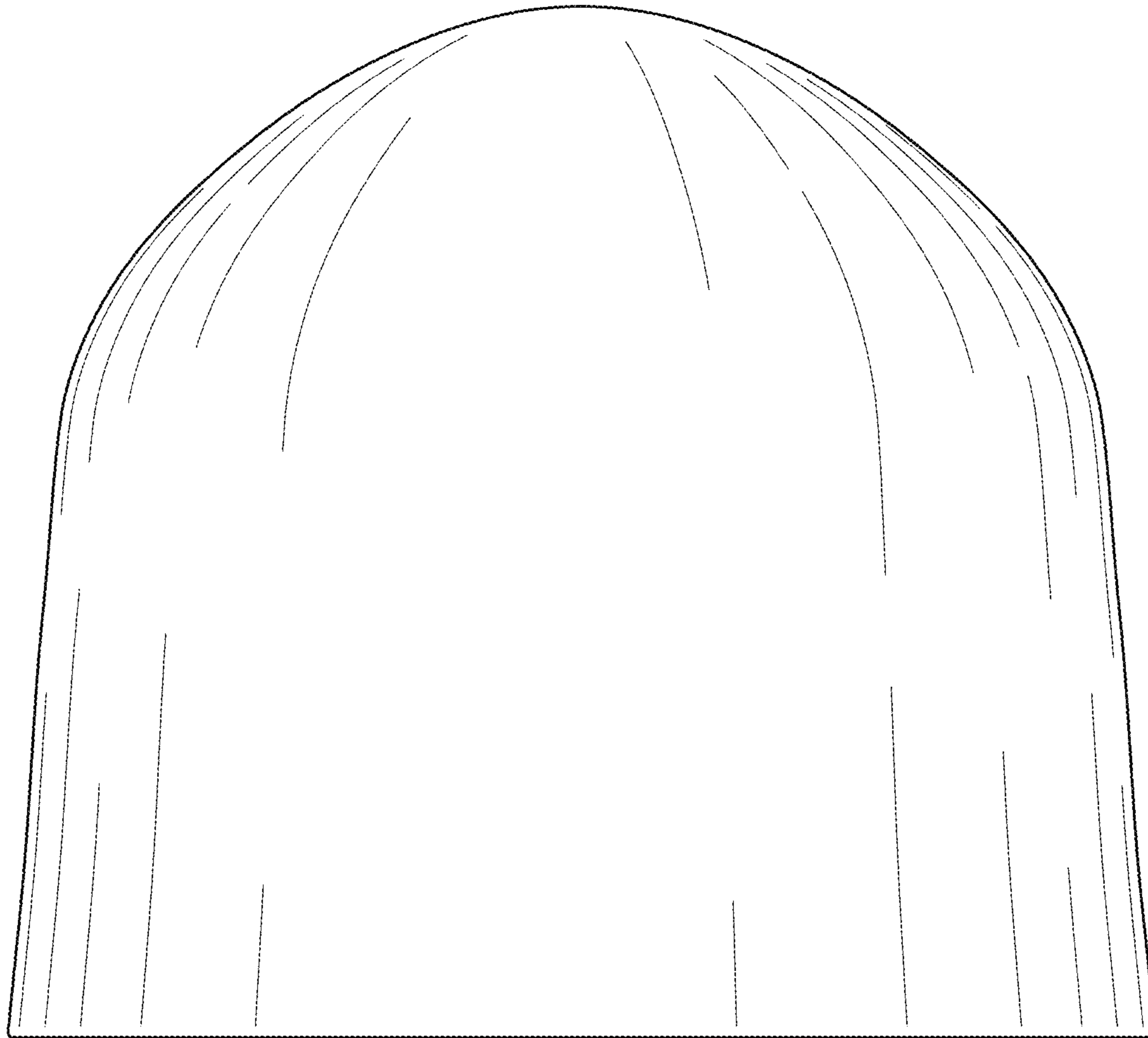


FIG. 4

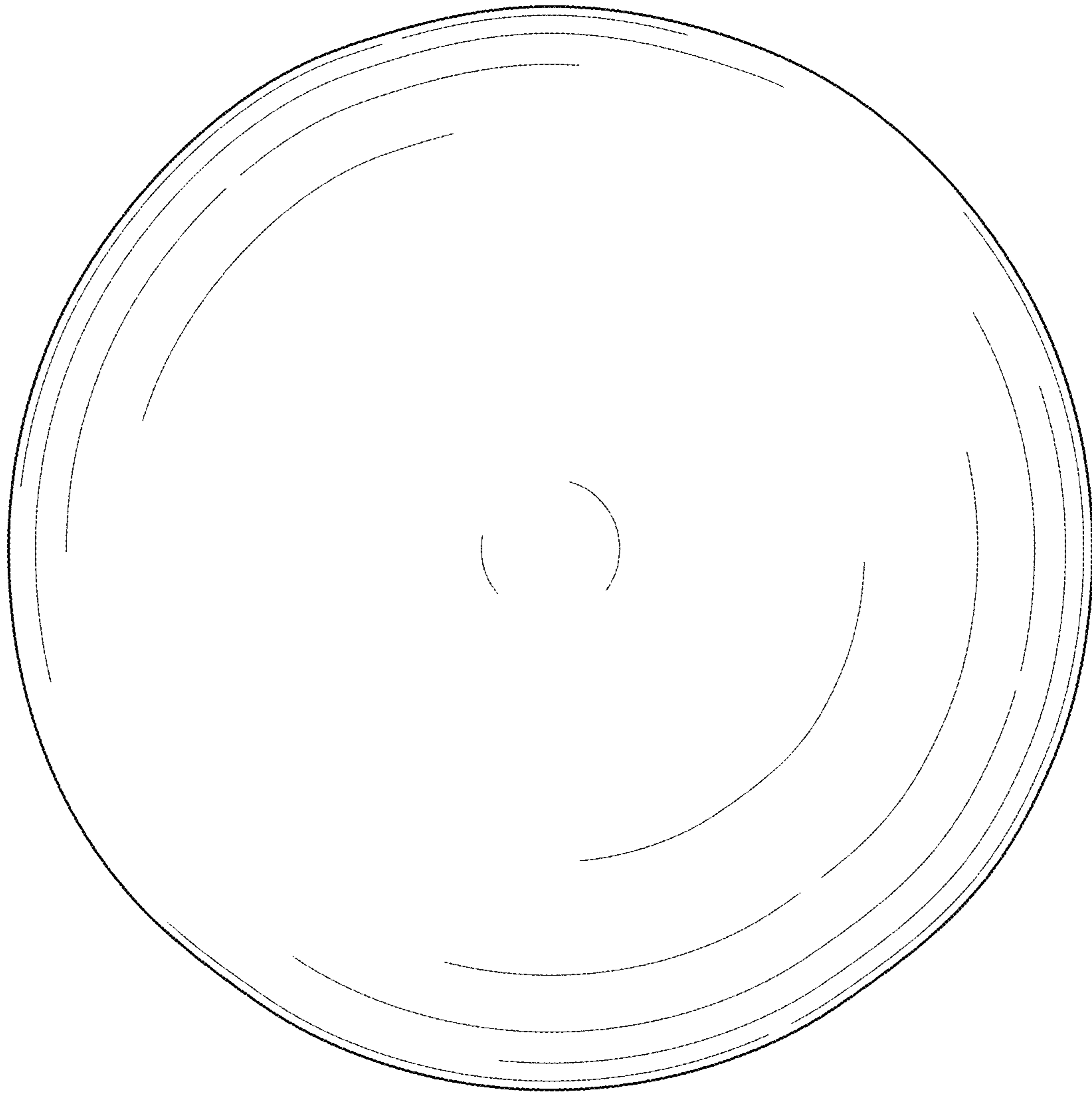


FIG. 5