



US00D966530S

(12) **United States Design Patent** (10) **Patent No.:** **US D966,530 S**
Aroh (45) **Date of Patent:** **** Oct. 11, 2022**

(54) **DUMBBELL THIGH PAD**
(71) Applicant: **Uchenna Maduka Aroh**, Shoreline, WA (US)
(72) Inventor: **Uchenna Maduka Aroh**, Shoreline, WA (US)
(**) Term: **15 Years**
(21) Appl. No.: **29/725,587**
(22) Filed: **Feb. 26, 2020**
(51) **LOC (13) Cl.** **24-02**
(52) **U.S. Cl.**
USPC **D24/190; D29/120.1**
(58) **Field of Classification Search**
USPC D29/100, 120.1, 121.1, 122; D24/190
CPC A61F 5/0106; A61F 5/0109; A61F 5/012; A61F 5/0123; A61F 5/01; A41D 13/065; A41D 13/0568; A41D 13/0543; A41D 13/055; A41D 13/0575; A41D 13/0593; A63B 71/1225; A63B 2071/1258; A63B 2071/1266; A63B 2071/1283
See application file for complete search history.

(56) **References Cited**
U.S. PATENT DOCUMENTS
3,687,143 A * 8/1972 Schneeberger A61F 7/007 219/211
D247,931 S * 5/1978 Naysmith D11/228
4,702,235 A * 10/1987 Hong A61F 7/007 128/DIG. 20
D296,930 S * 7/1988 Carabelli D24/190
5,195,948 A * 3/1993 Hill A61F 5/34 602/19
D363,146 S * 10/1995 Pando D29/113

D403,422 S * 12/1998 Affholter D24/188
D451,605 S * 12/2001 Snider D24/190
D506,293 S * 6/2005 Trawinski D29/120.1
D550,847 S * 9/2007 Kixmiller D24/190
D582,047 S * 12/2008 Yim D24/206
D629,115 S * 12/2010 Robertson D24/190
D784,544 S * 4/2017 Dudkiewicz D29/101.3
D824,600 S * 7/2018 Barber D29/120.1
D831,221 S * 10/2018 Smith D24/190
D860,466 S * 9/2019 Chiang D24/190
D914,891 S * 3/2021 Langberg D2/702
D932,635 S * 10/2021 Ghaffari D29/100
D947,389 S * 3/2022 Ye D24/188
D949,349 S * 4/2022 Reinero D24/190
2004/0220502 A1 * 11/2004 Arden A61F 5/0109 602/19

* cited by examiner

Primary Examiner — Kimberly Barnes
(74) *Attorney, Agent, or Firm* — Apex Juris, pllc; Lynette Wylie

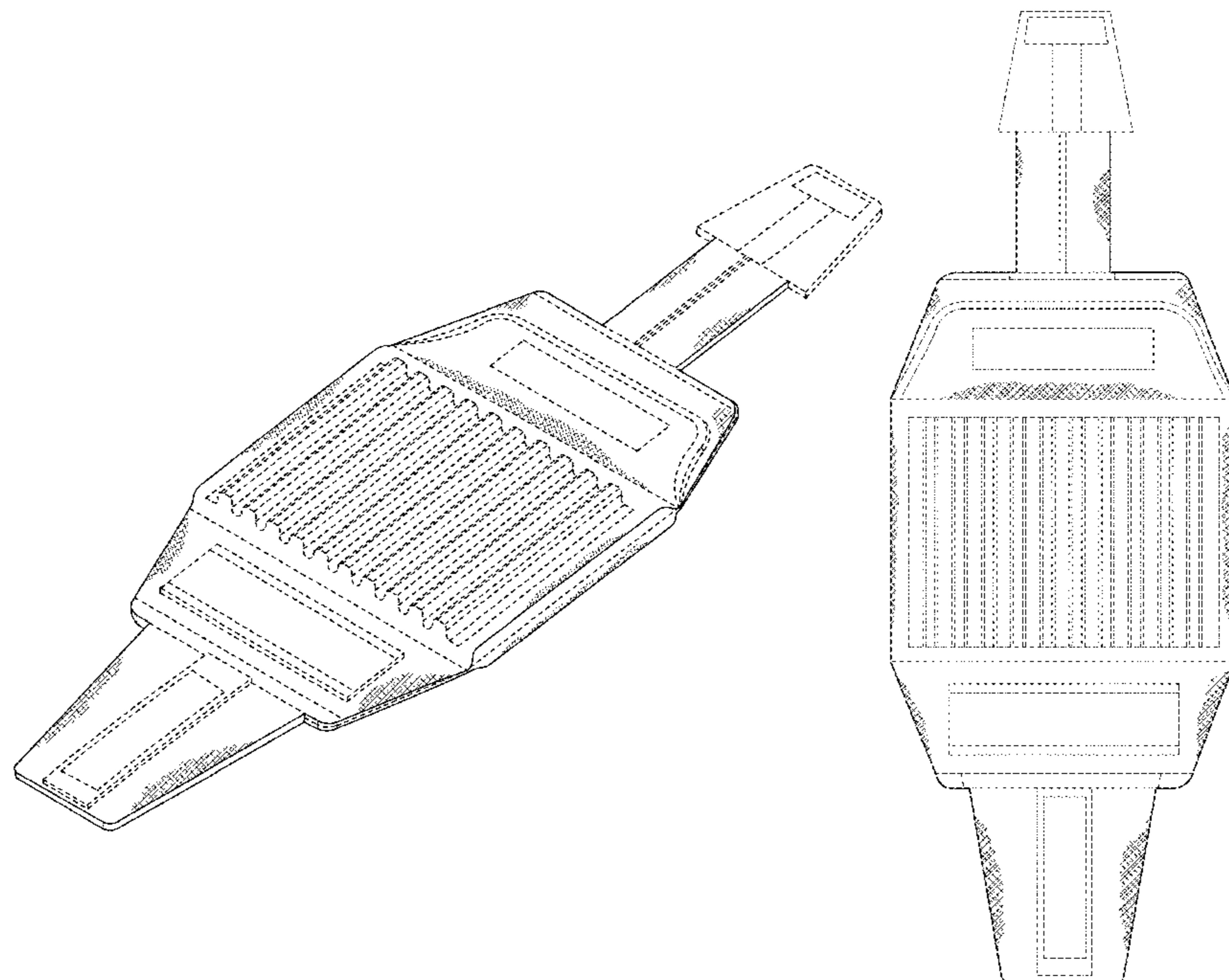
(57) **CLAIM**

I claim the ornamental design for a dumbbell thigh pad, as shown and described.

DESCRIPTION

FIG. 1 is a top perspective view of a dumbbell thigh pad showing my new design.
FIG. 2 is a front view thereof.
FIG. 3 is a rear view thereof.
FIG. 4 is a left side view thereof.
FIG. 5 is a right side view thereof.
FIG. 6 is a top view thereof; and,
FIG. 7 is a bottom view thereof.
The broken lines in the drawings depict portions of the dumbbell thigh pad that form no part of the claimed design.

1 Claim, 5 Drawing Sheets



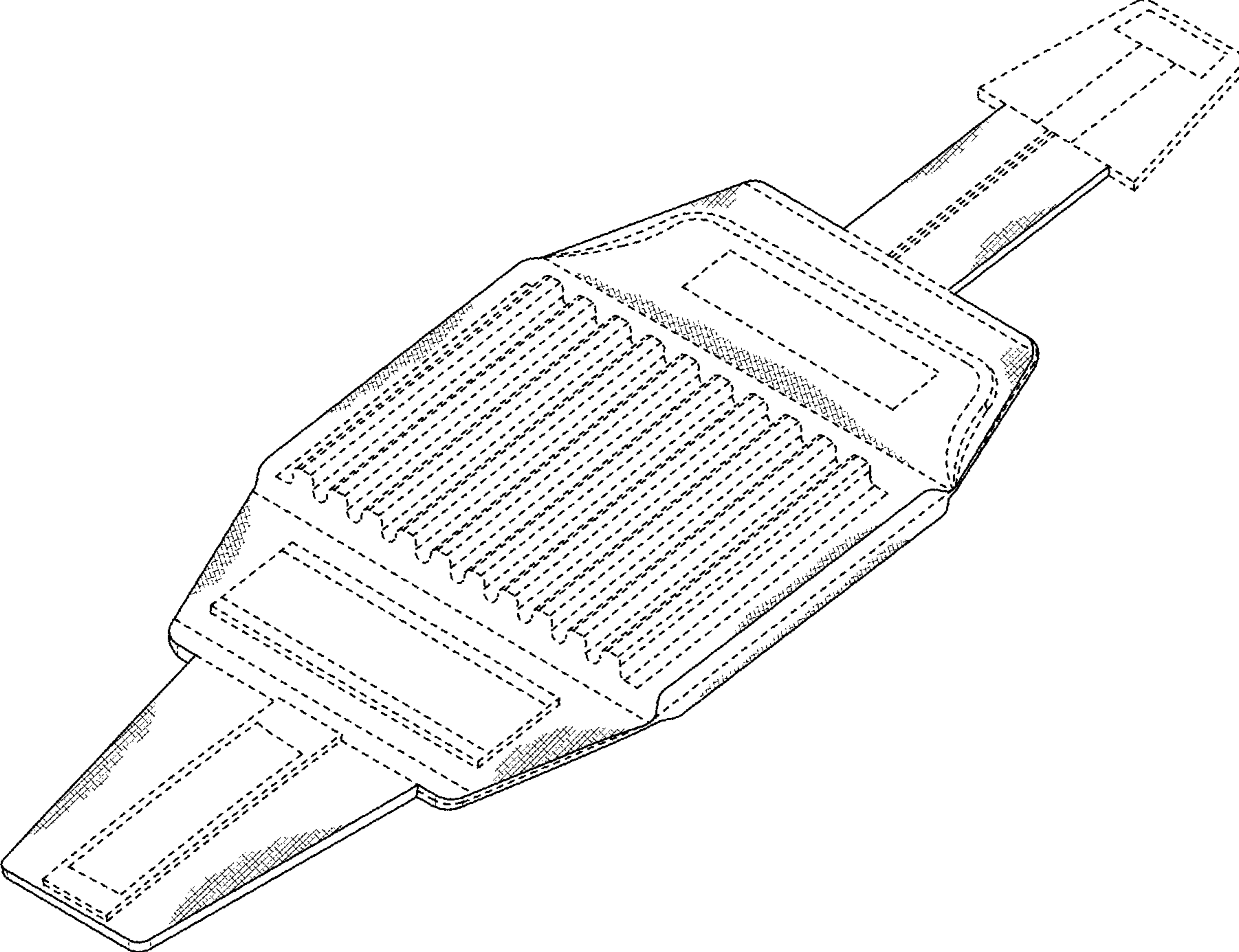


FIG. 1

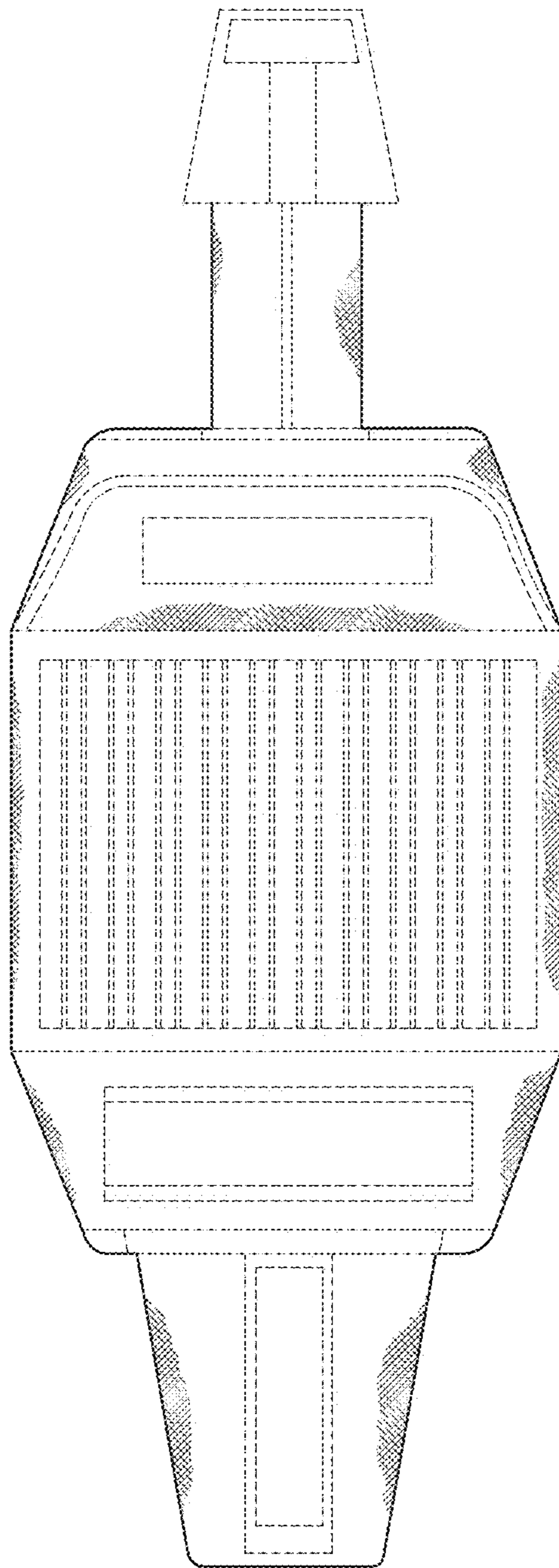


FIG. 2

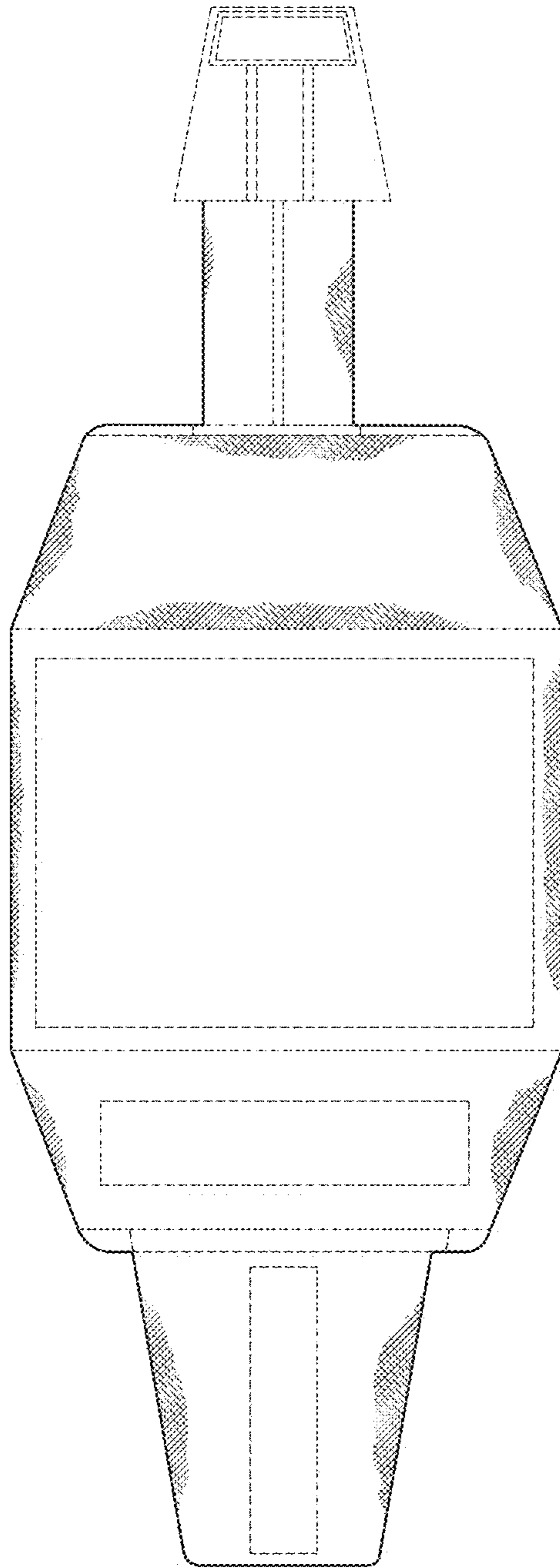


FIG. 3



FIG. 4




FIG. 5




FIG. 6



FIG. 7