

US00D966520S

(12) **United States Design Patent** (10) **Patent No.:** **US D966,520 S**
Yan (45) **Date of Patent:** **** Oct. 11, 2022**

(54) **TABLETOP PET MRI HEAD SCANNER**
 (71) Applicant: **Sino Canada Health Engineering Research Institute (Hefei) Ltd.**, Hefei (CN)
 (72) Inventor: **Zhaohui Yan**, Hefei (CN)
 (73) Assignee: **Sino Canada Health Engineering Research Institute (Hefei) Ltd.**

D563,556 S * 3/2008 Baba D24/158
 D683,024 S * 5/2013 Baba D24/158
 D745,165 S * 12/2015 McGinley D24/159
 D804,030 S * 11/2017 Nishimura D24/158
 D817,495 S * 5/2018 Tenley D24/158
 D839,431 S * 1/2019 Morreale D24/158
 D893,725 S * 8/2020 You D24/158
 D932,014 S * 9/2021 Hugon D24/158
 2021/0173027 A1 * 6/2021 Hugon A61B 5/055

* cited by examiner

(**) Term: **15 Years**
 (21) Appl. No.: **29/750,144**

Primary Examiner — Anhdao Doan
 (74) *Attorney, Agent, or Firm* — Christopher J. Dynowski; Ryan W. Dupuis; Ade & Company Inc.

(22) Filed: **Sep. 11, 2020**

(30) **Foreign Application Priority Data**

Mar. 21, 2020 (CN) 202030098238.9

(51) **LOC (13) Cl.** **24-01**

(52) **U.S. Cl.**
USPC **D24/158**

(58) **Field of Classification Search**
 USPC D24/158–161, 185, 186, 183, 184
 CPC .. A61B 6/03; A61B 6/035; A61B 5/05; A61B 5/055; A61B 6/037; A61B 6/0407; A61B 6/0487; A61G 13/06
 See application file for complete search history.

(56) **References Cited**

U.S. PATENT DOCUMENTS

4,613,122 A * 9/1986 Manabe A61B 6/0487
 5/601
 D323,711 S * 2/1992 Takekoshi D24/159

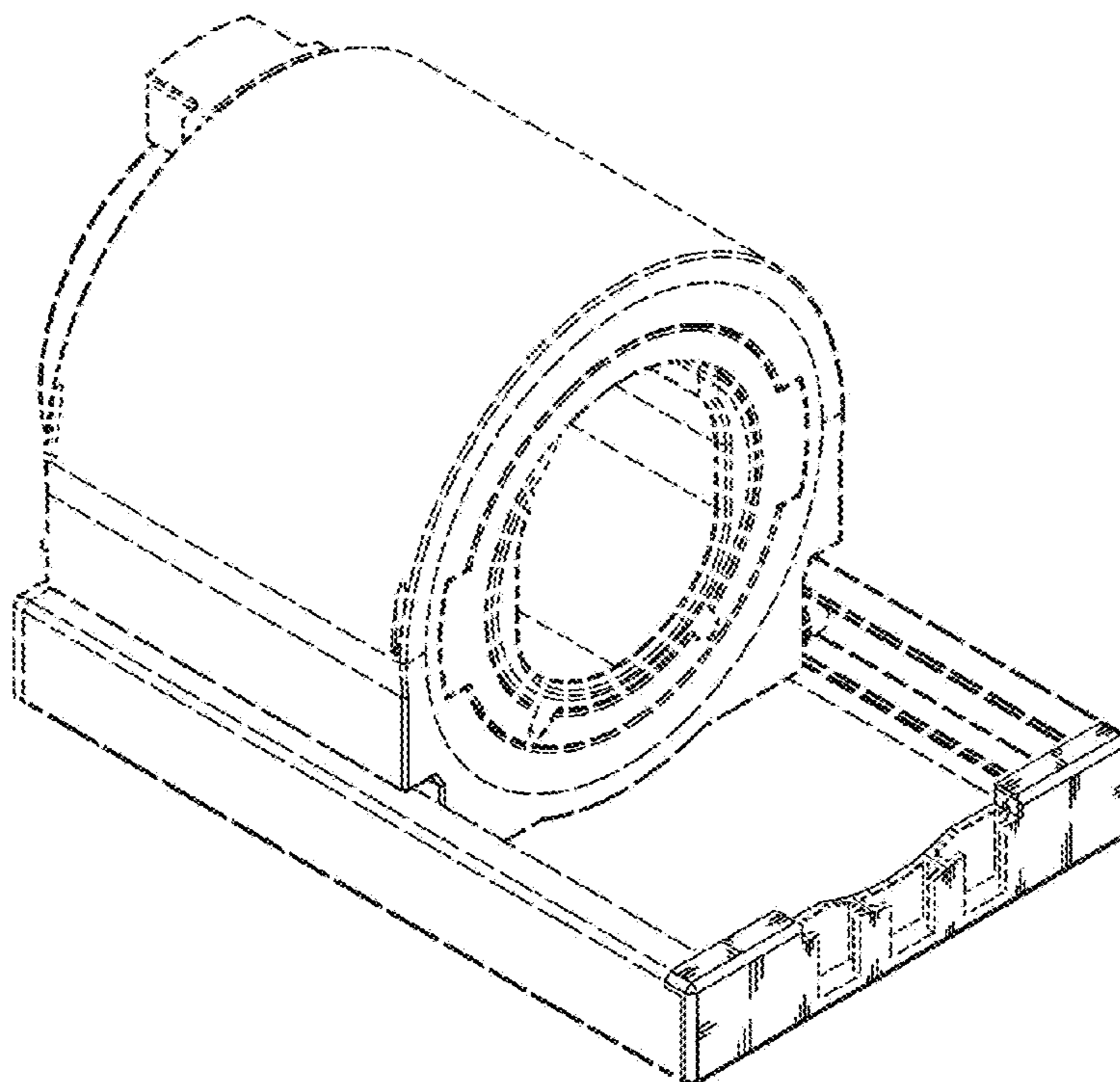
(57) **CLAIM**

The ornamental design for a tabletop pet MRI head scanner, as shown and described.

DESCRIPTION

FIG. 1 is a perspective view from the top, front and left side of the tabletop pet MRI head scanner showing our new design;
 FIG. 2 is a front end view thereof;
 FIG. 3 is top plan view thereof;
 FIG. 4 is a right side view thereof;
 FIG. 5 is a left side view thereof; and,
 FIG. 6 is a cross-sectional view thereof, taken along lines 6-6 in FIG. 5.
 The broken lines illustrate portions of the tabletop pet MRI head scanner that form no part of the claimed design.

1 Claim, 6 Drawing Sheets



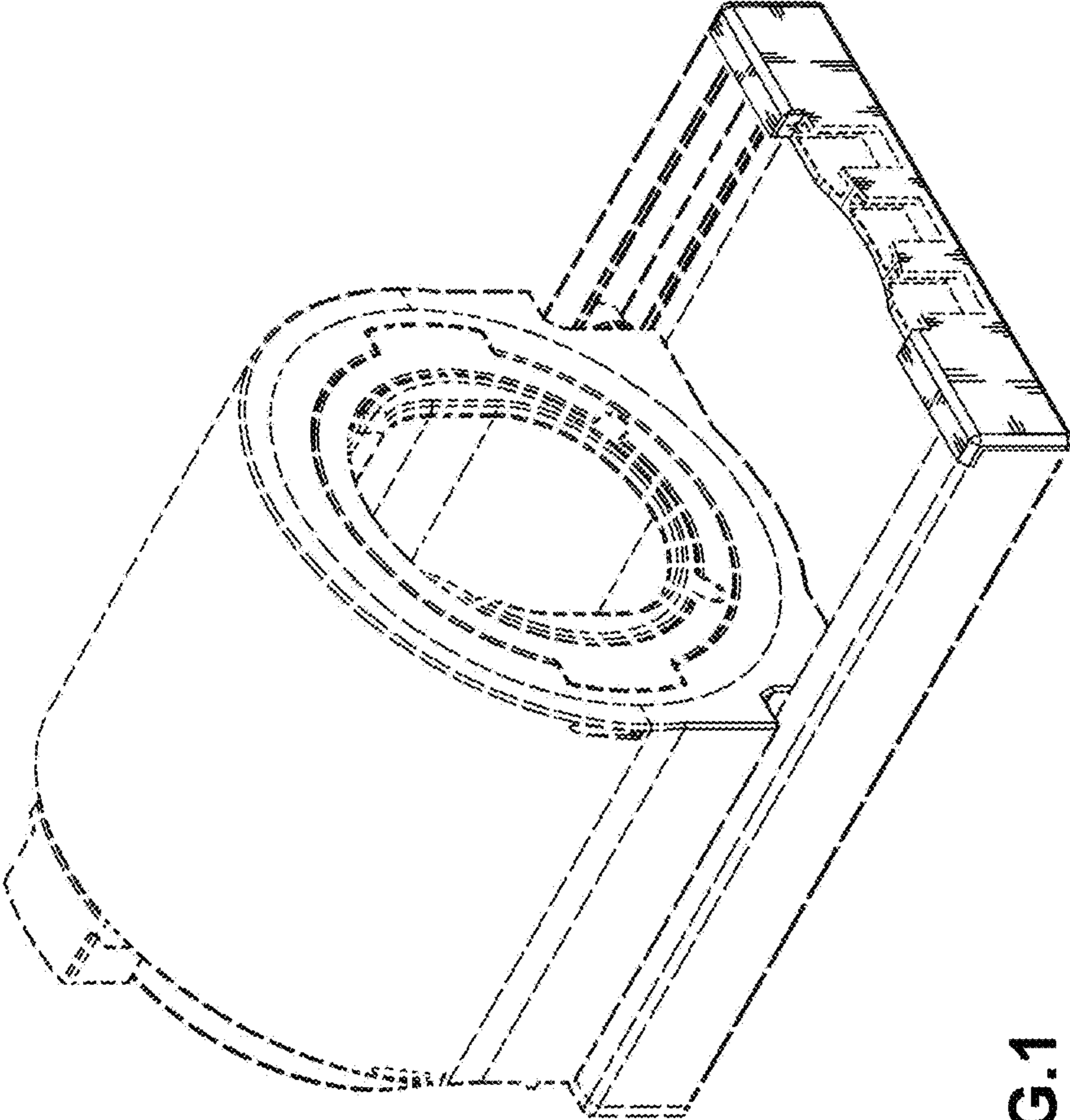


FIG.1

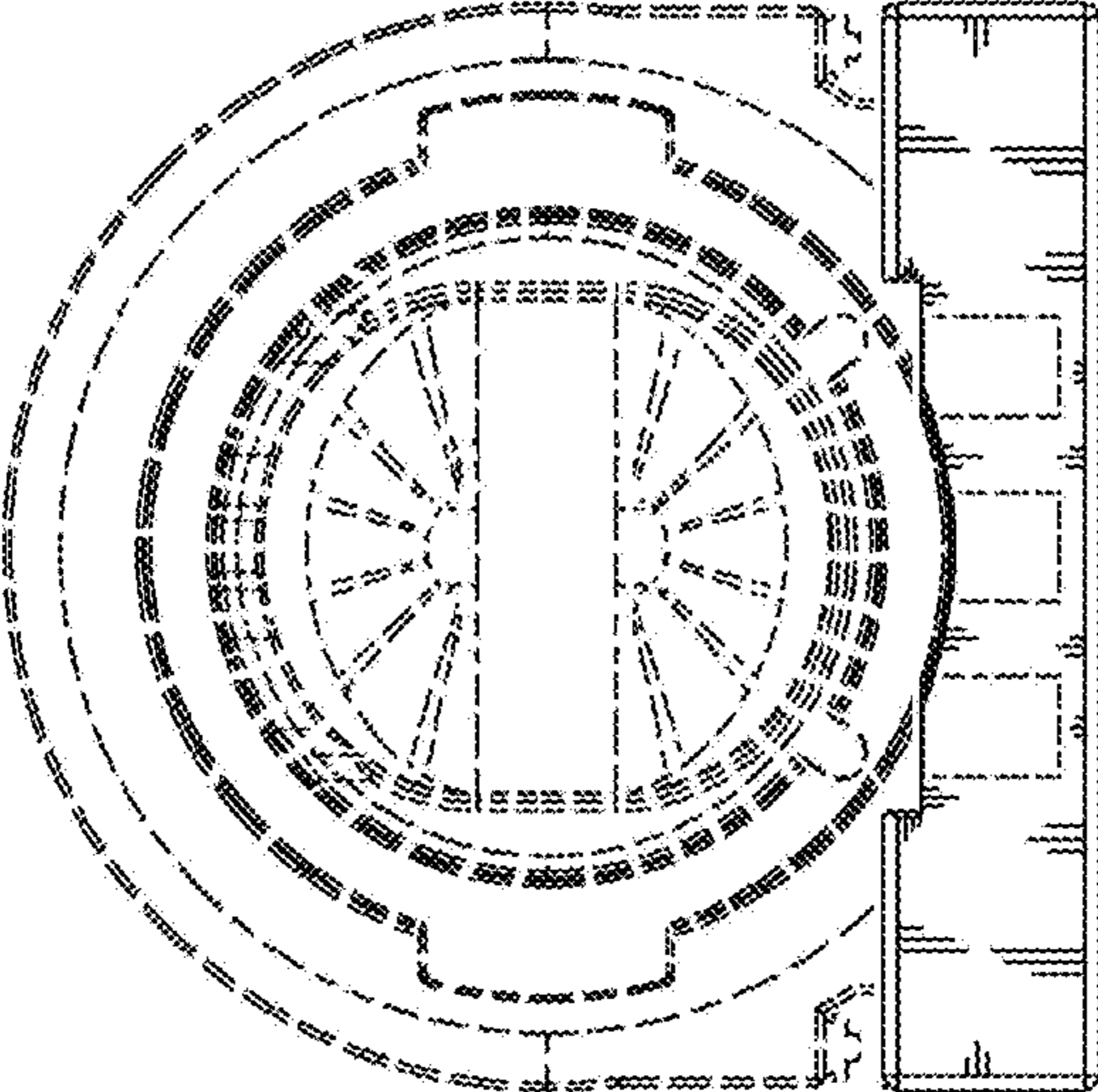


FIG. 2




FIG. 3

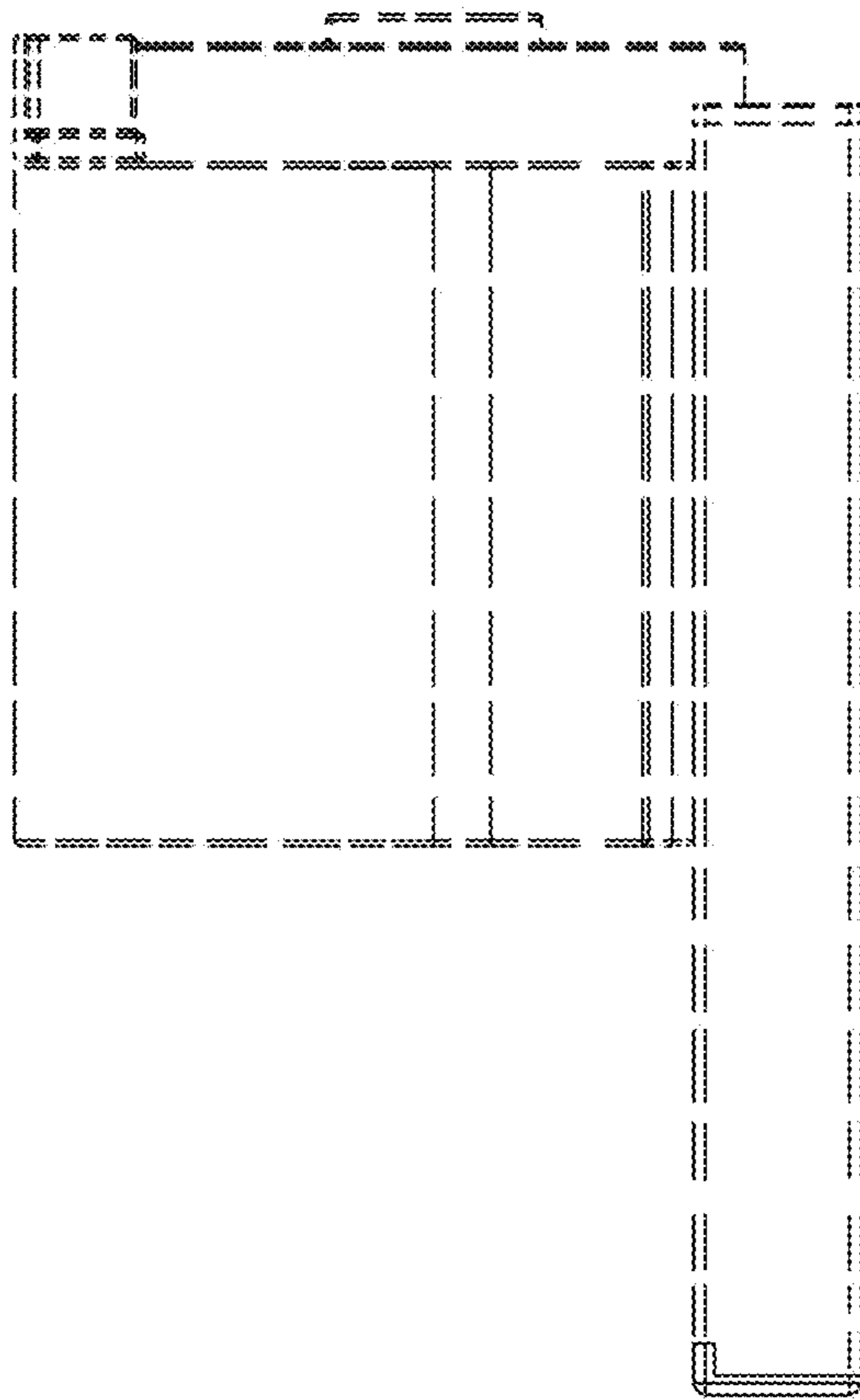


FIG. 4

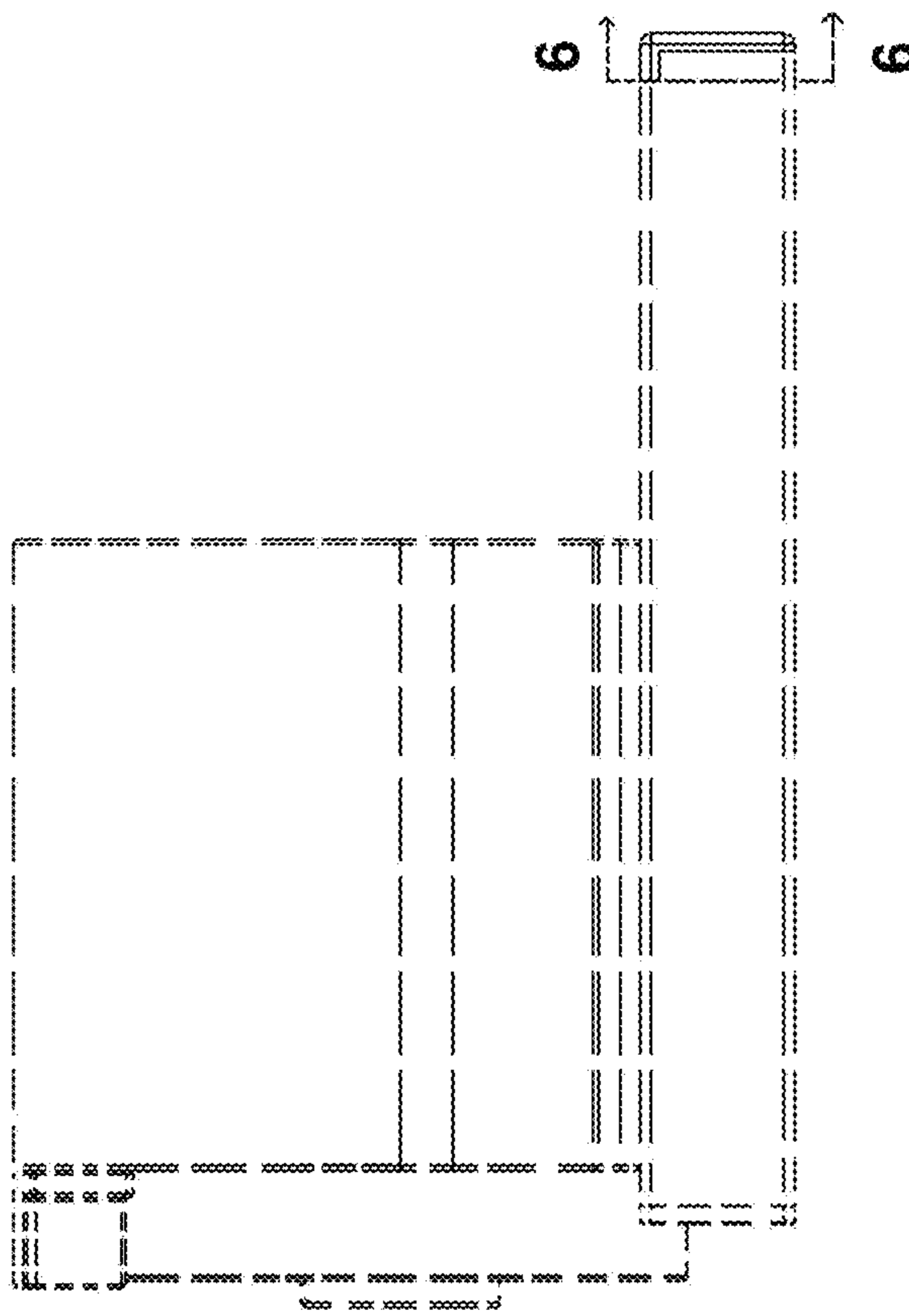


FIG. 5

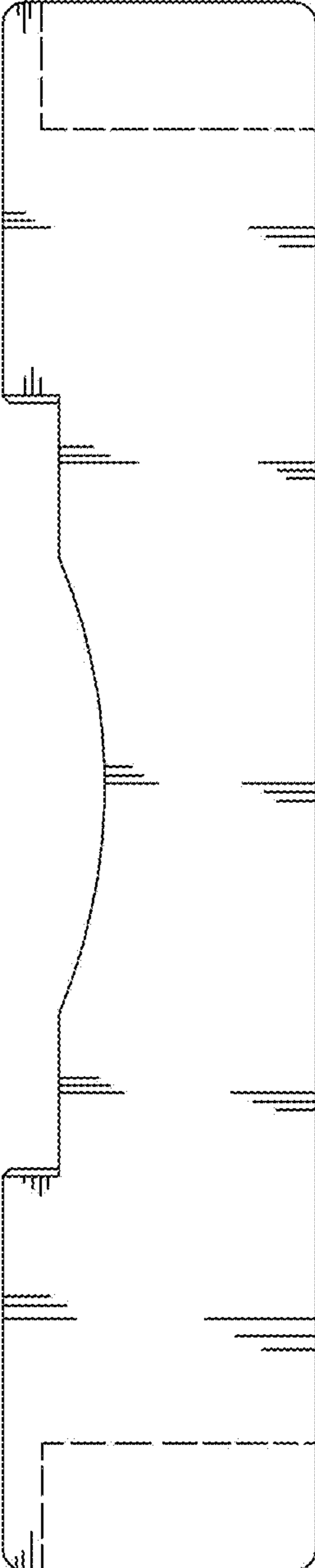


FIG. 6