



US00D966511S

(12) **United States Design Patent** (10) **Patent No.:** **US D966,511 S**
O'Mara (45) **Date of Patent:** **** Oct. 11, 2022**

(54) **VAGINAL RING REMOVAL TOOL**

(71) Applicant: **Mary O'Mara**, San Rafael, CA (US)

(72) Inventor: **Mary O'Mara**, San Rafael, CA (US)

(**) Term: **15 Years**

(21) Appl. No.: **29/746,242**

(22) Filed: **Aug. 12, 2020**

(51) **LOC (13) Cl.** **24-02**

(52) **U.S. Cl.**
USPC **D24/141**

(58) **Field of Classification Search**
USPC D24/133, 141, 147, 182
CPC A61F 6/18
See application file for complete search history.

(56) **References Cited**

U.S. PATENT DOCUMENTS

59,556 A * 11/1866 Christie A61F 6/18
128/840
D733,300 S * 6/2015 Bennett D24/147
D735,856 S * 8/2015 Koch D24/147
D736,378 S * 8/2015 Salehi D24/147

D772,412 S * 11/2016 Efinger D24/147
D793,555 S * 8/2017 Dupre D24/141
D811,592 S * 2/2018 Hsu D24/136
D814,031 S * 3/2018 Radpour D24/141
D882,080 S * 4/2020 Hsu D24/133
D912,813 S * 3/2021 Harder D24/135
D931,448 S * 9/2021 Taylor D24/133
D939,082 S * 12/2021 Ortiz D24/171
D956,970 S * 7/2022 Bambury D24/133
2017/0367877 A1 * 12/2017 O'Mara A61F 6/18
2018/0235803 A1 * 8/2018 Gradil A61D 7/00

* cited by examiner

Primary Examiner — Eliza Z Harvey

(74) *Attorney, Agent, or Firm* — Ivan E. Rozek; Savantek Patent Services

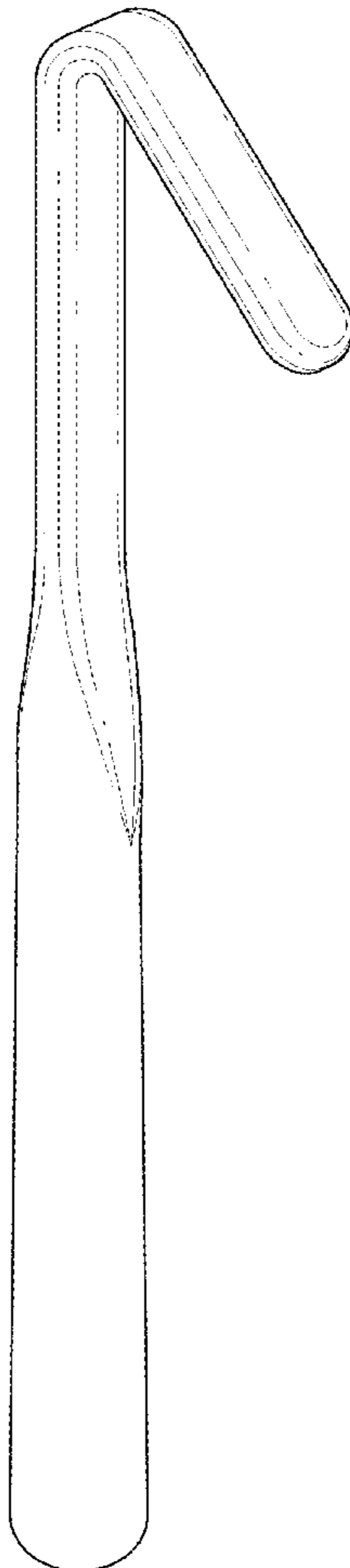
(57) **CLAIM**

The ornamental design for a vaginal ring removal tool, as shown and described.

DESCRIPTION

FIG. 1 is a perspective view of the vaginal ring removal tool.
FIG. 2 is a side view of the vaginal ring removal tool.
FIG. 3 is a front view of the vaginal ring removal tool.
FIG. 4 is a rear view of the vaginal ring removal tool.
FIG. 5 is a top view of the vaginal ring removal tool; and,
FIG. 6 is a bottom view of the vaginal ring removal tool.

1 Claim, 6 Drawing Sheets



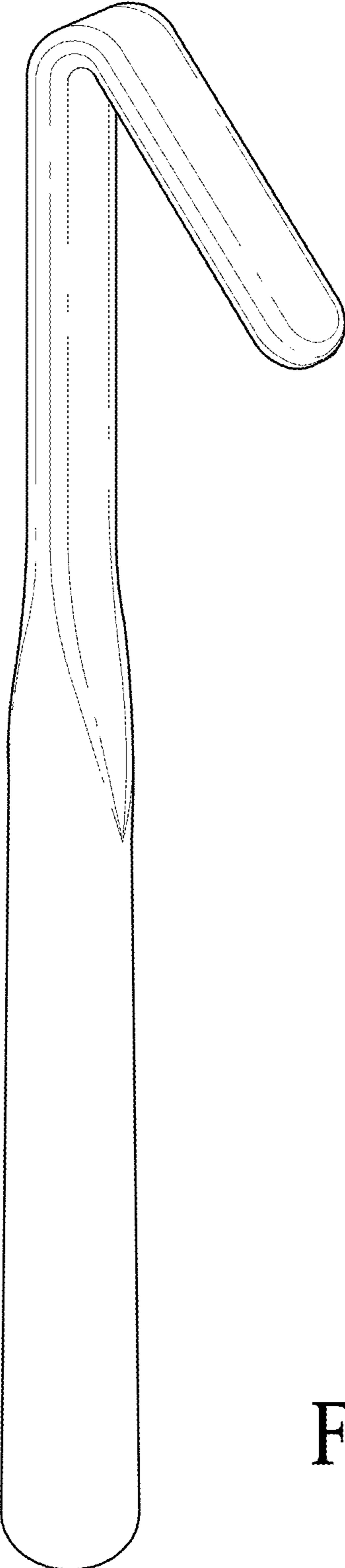


FIG. 1

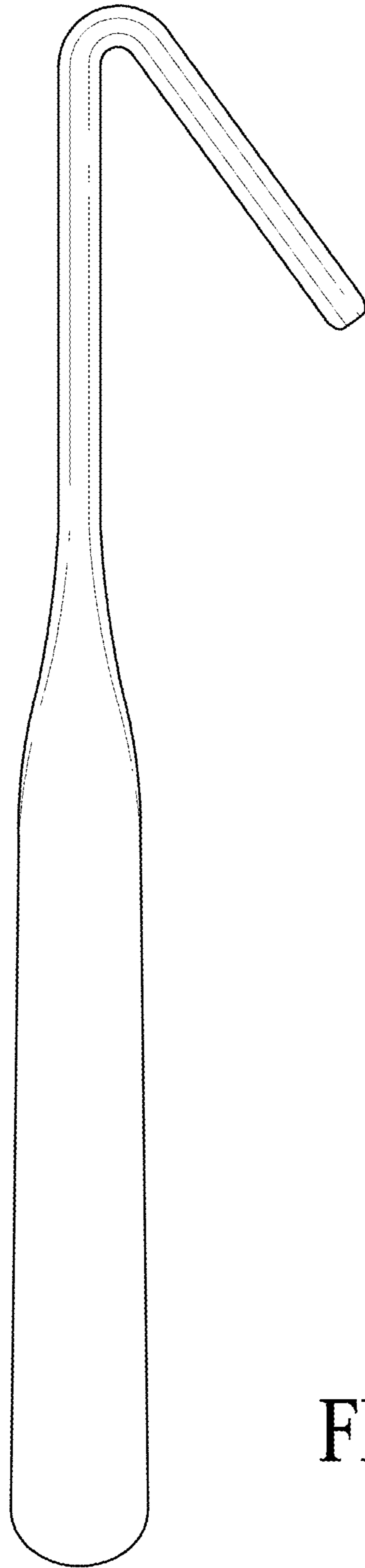


FIG. 2

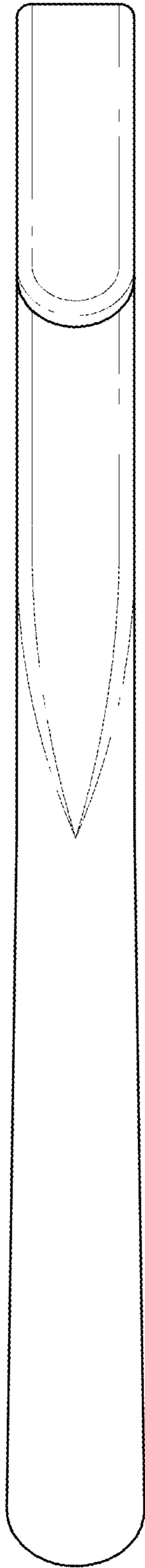


FIG. 3

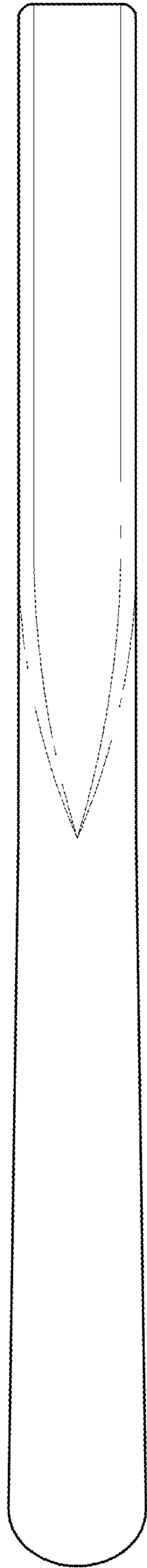


FIG. 4

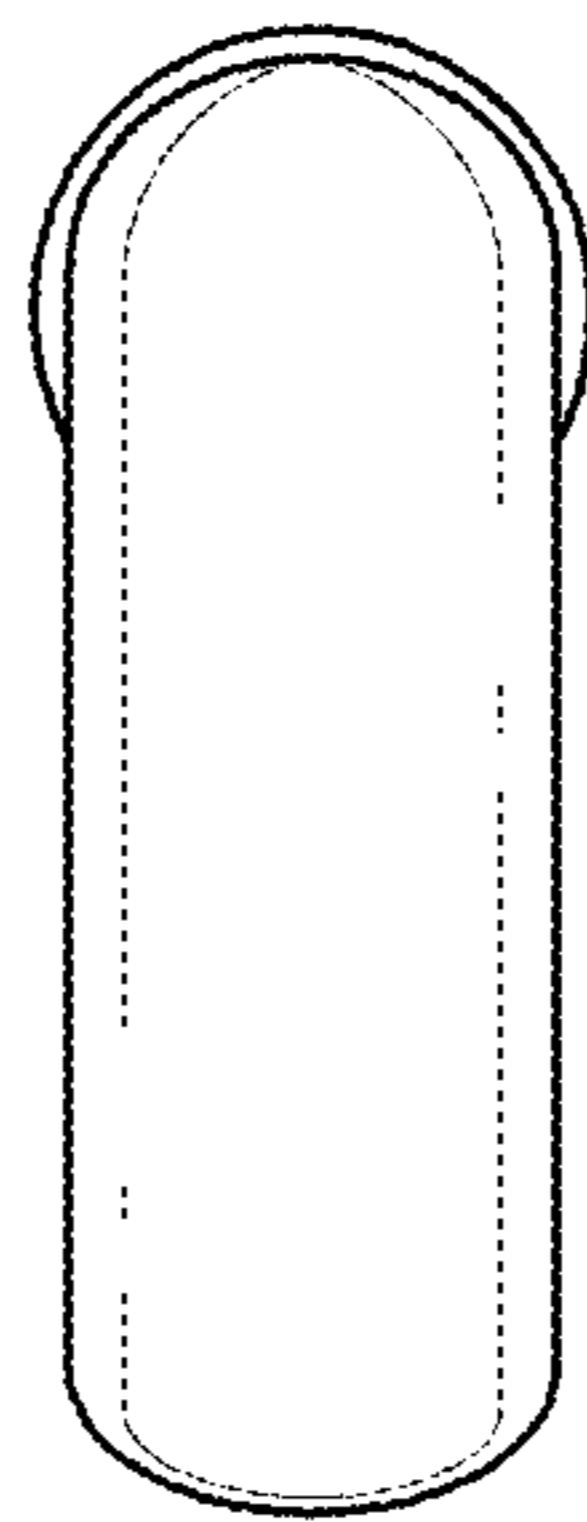


FIG. 5

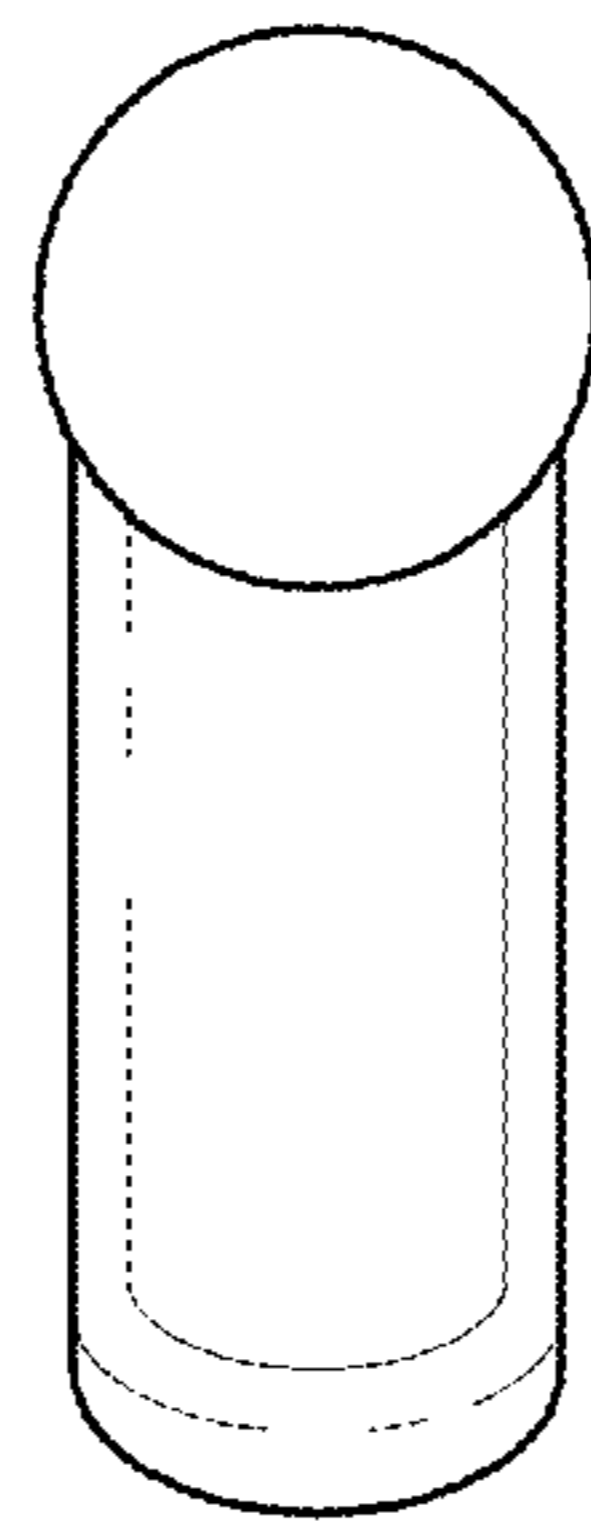


FIG. 6