



US00D966495S

(12) **United States Design Patent**  
**Ding**

(10) **Patent No.:** **US D966,495 S**

(45) **Date of Patent:** **\*\* Oct. 11, 2022**

(54) **POWERED AIR PUMP FOR RESPIRATOR**

(71) Applicant: **SCIEN TOP APPLIANCE CO., LTD.**,  
Zhongshan (CN)

(72) Inventor: **Baojun Ding**, Zhongshan (CN)

(73) Assignee: **SCIEN TOP APPLIANCE CO., LTD.**,  
Zhongshan (CN)

(\*\*) Term: **15 Years**

(21) Appl. No.: **29/712,799**

(22) Filed: **Nov. 12, 2019**

(30) **Foreign Application Priority Data**

Sep. 10, 2019 (CN) ..... 201930497829.0

(51) **LOC (13) Cl.** ..... **29-02**

(52) **U.S. Cl.**  
USPC ..... **D24/110**

(58) **Field of Classification Search**  
USPC ..... D24/108, 110-115, 117, 121, 127, 162,  
D24/164, 185, 107, 169, 186, 177;  
D9/724, 529  
CPC ..... A62B 21/00; A62B 7/00; A62B 5/4809;  
A62B 5/4818; A62B 5/4806; A62B  
5/4815

See application file for complete search history.

(56) **References Cited**

**U.S. PATENT DOCUMENTS**

D143,097 S \* 12/1945 Schneider ..... D24/110  
D231,571 S \* 4/1974 Parker ..... D24/110  
4,054,132 A \* 10/1977 Deeds ..... B63C 11/30  
128/202.14  
D258,843 S \* 4/1981 Riccio ..... 128/205.22  
D370,256 S \* 5/1996 Kurokawa ..... D24/110.5

D449,099 S \* 10/2001 Juhlin ..... D23/355  
D495,796 S \* 9/2004 Bogachev ..... D24/110  
D710,493 S \* 8/2014 Wu ..... D24/110  
D710,494 S \* 8/2014 Wu ..... D24/110  
D809,129 S \* 1/2018 Yang ..... D24/110  
D809,130 S \* 1/2018 Yang ..... D24/110  
D810,274 S \* 2/2018 Yang ..... D24/110  
D859,637 S \* 9/2019 Thompson ..... D24/110  
D883,471 S \* 5/2020 Prevot ..... D24/110  
D884,149 S \* 5/2020 Prevot ..... D24/110  
2010/0147301 A1 \* 6/2010 Kwok ..... A61M 16/0066  
128/204.21  
2016/0001103 A1 \* 1/2016 Huh ..... A62B 9/006  
128/202.22  
2018/0337373 A1 \* 11/2018 Wu ..... A62B 7/10

\* cited by examiner

*Primary Examiner* — Samantha Wood

*Assistant Examiner* — Aula Soroush

(74) *Attorney, Agent, or Firm* — Wiggin and Dana LLP

(57) **CLAIM**

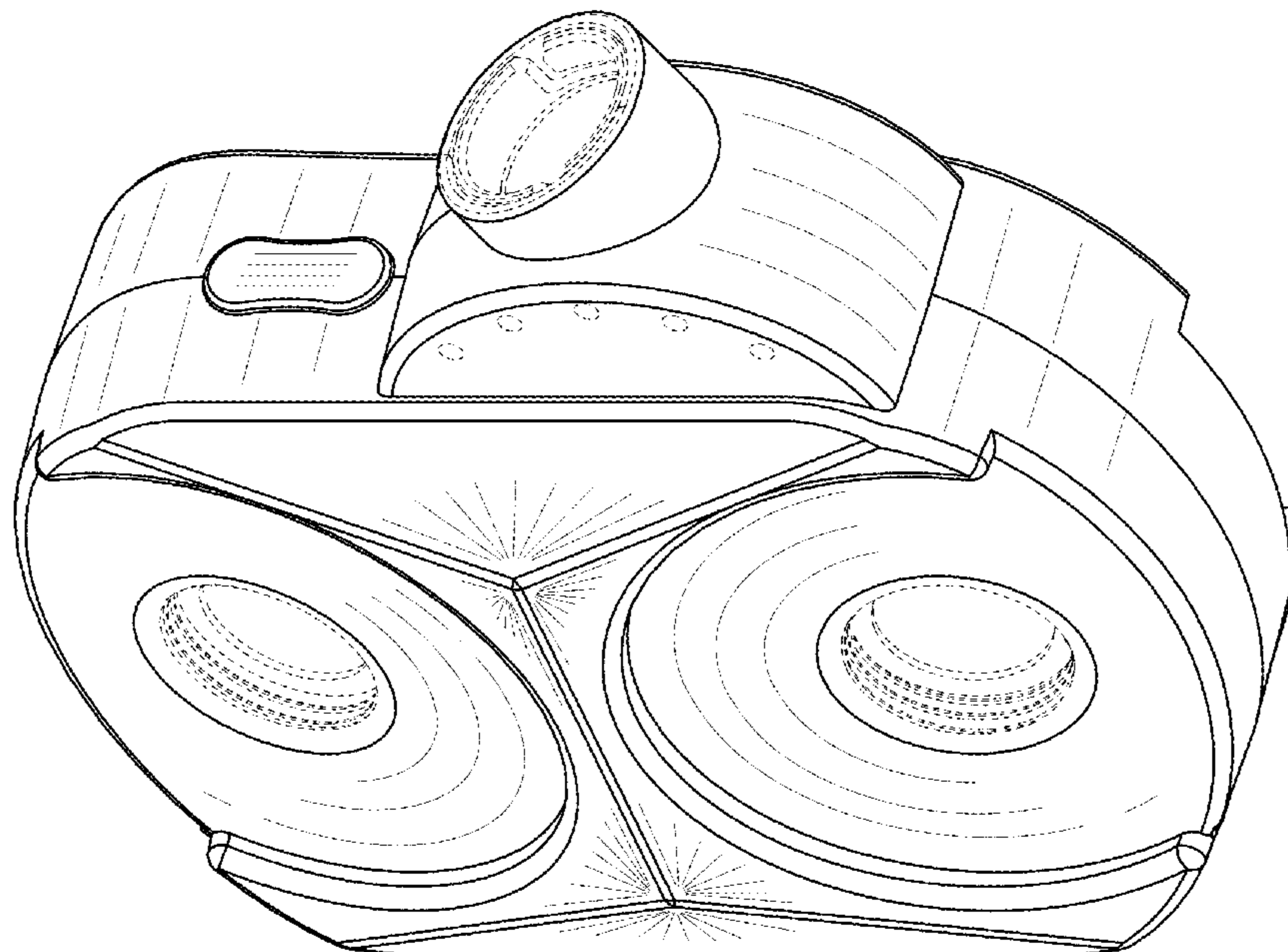
The ornamental design for a powered air pump for respira-  
tor, as shown and described.

**DESCRIPTION**

FIG. 1 is a front perspective view of a powered air pump for  
respirator showing my new design;  
FIG. 2 is rear perspective view thereof;  
FIG. 3 is a front view thereof;  
FIG. 4 is a rear view thereof;  
FIG. 5 is a left side view thereof;  
FIG. 6 is a right side view thereof;  
FIG. 7 is a top view thereof; and,  
FIG. 8 is a bottom view thereof.

The broken lines depict portions of the powered air pump for  
respirator in which the design is embodied that form no part  
of the claimed design.

**1 Claim, 8 Drawing Sheets**



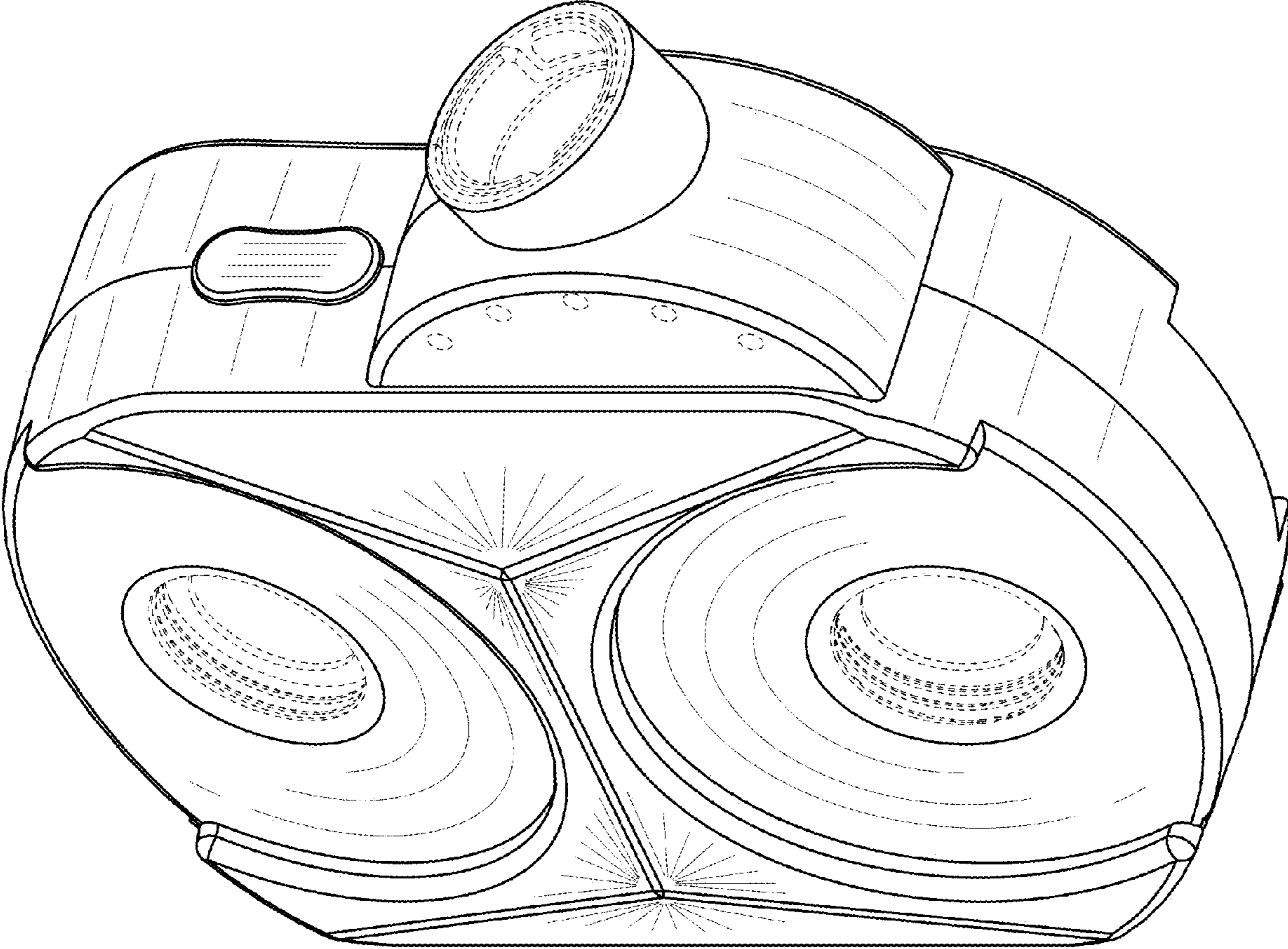


FIG.1

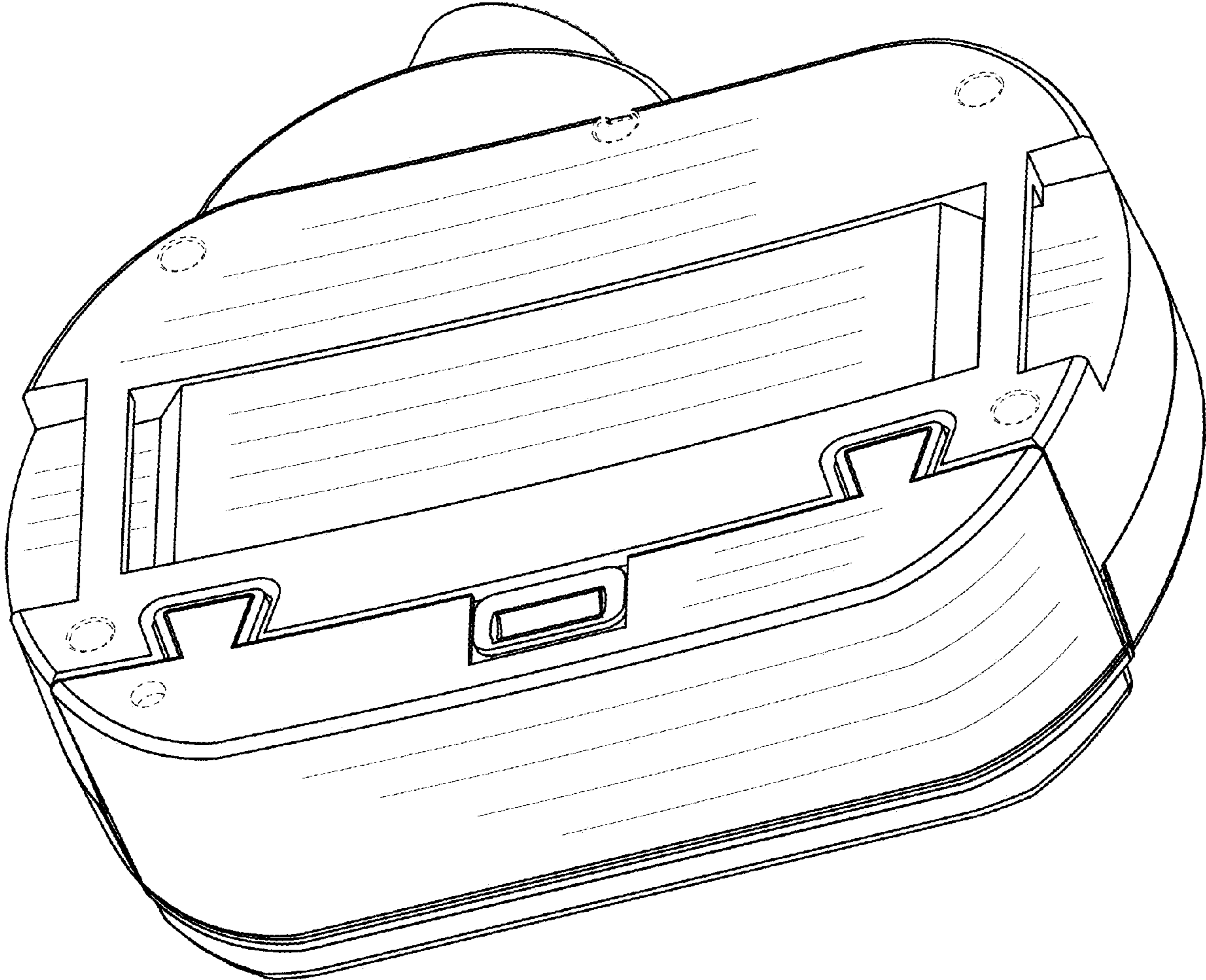


FIG.2

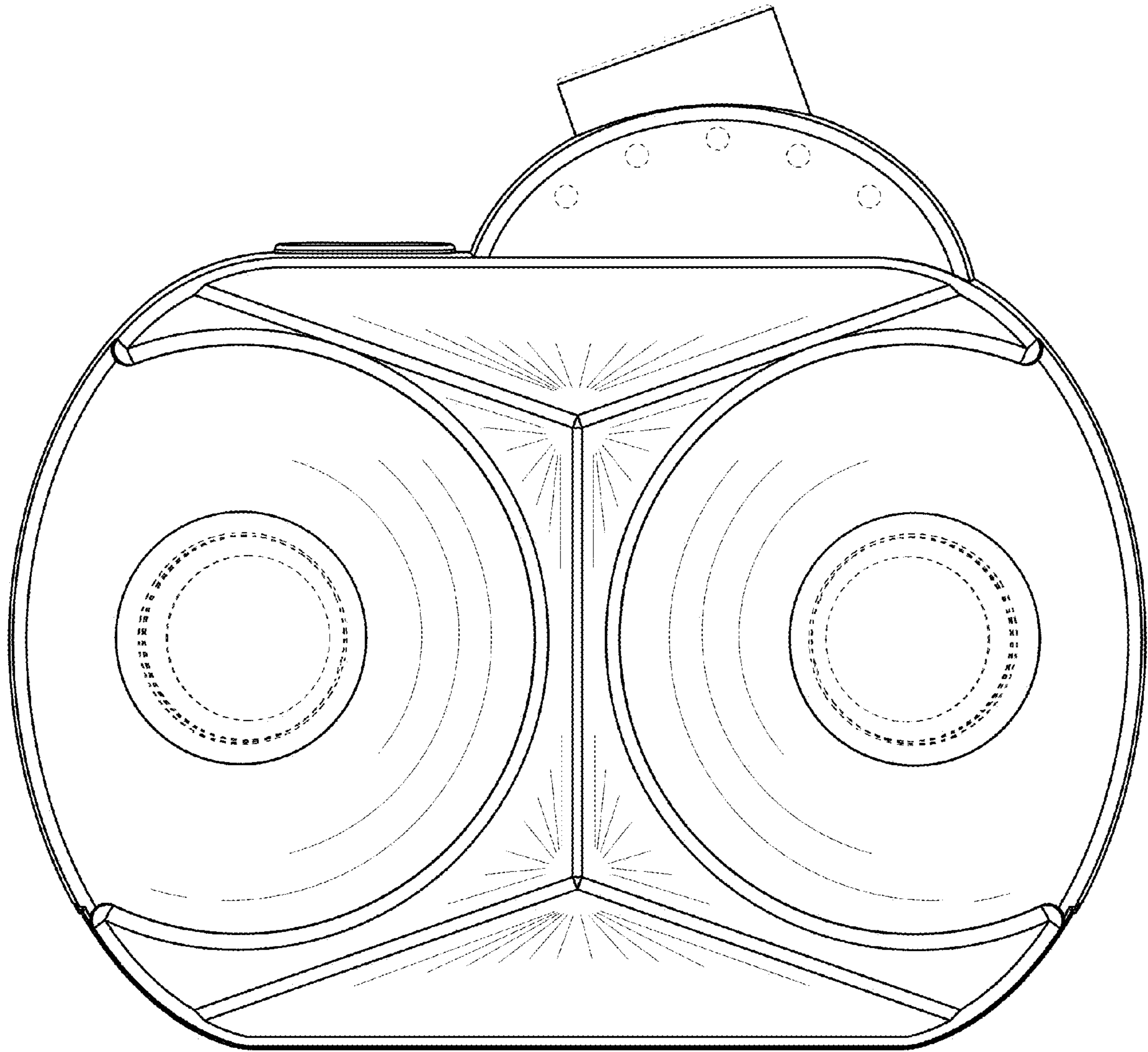


FIG.3




FIG.4

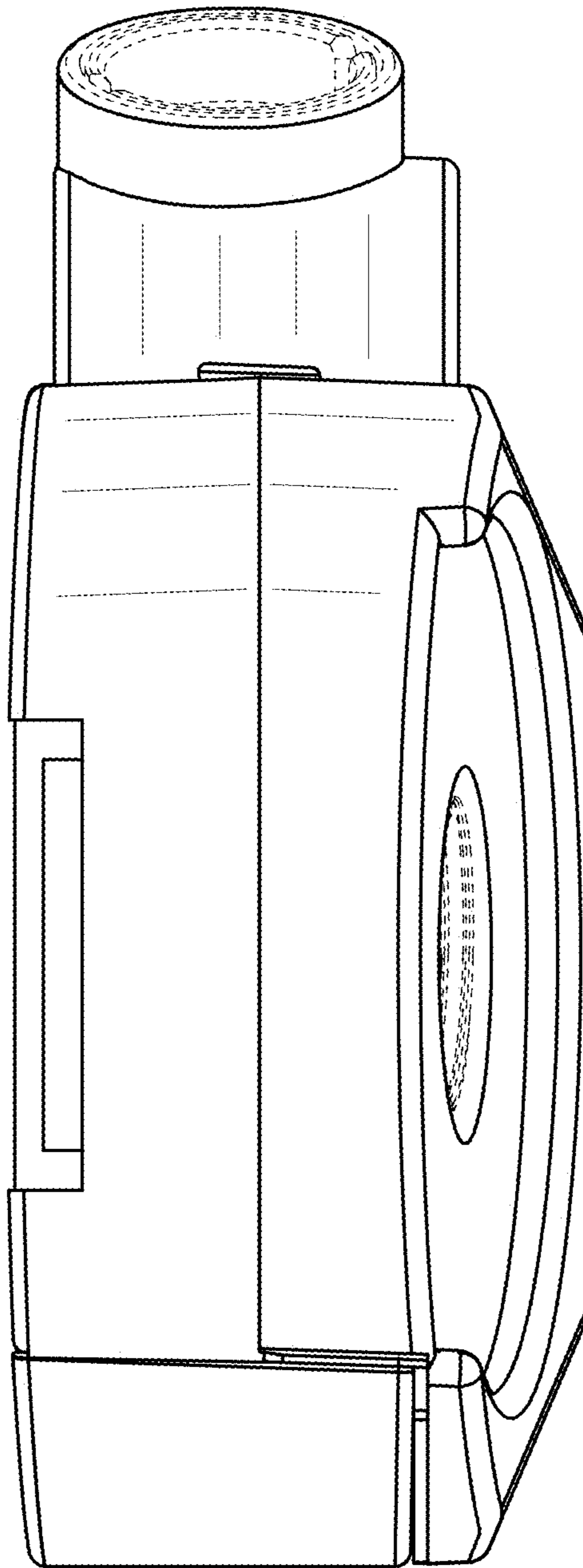


FIG. 5

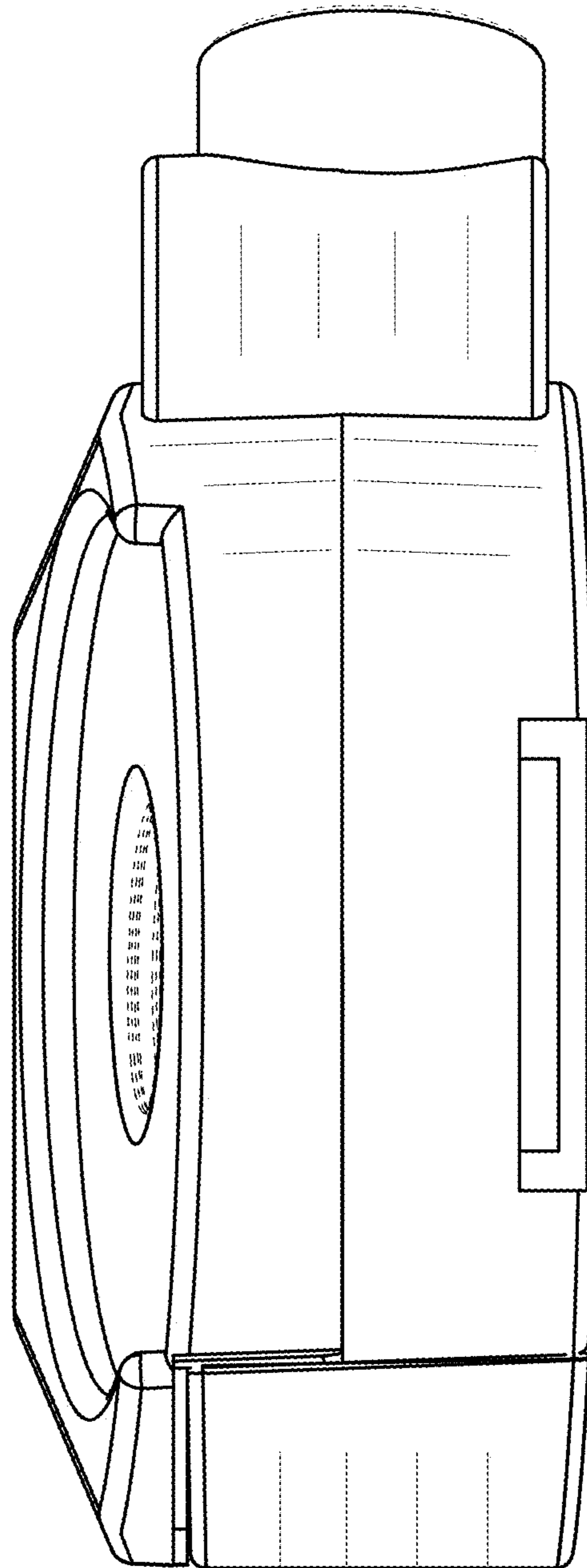


FIG.6

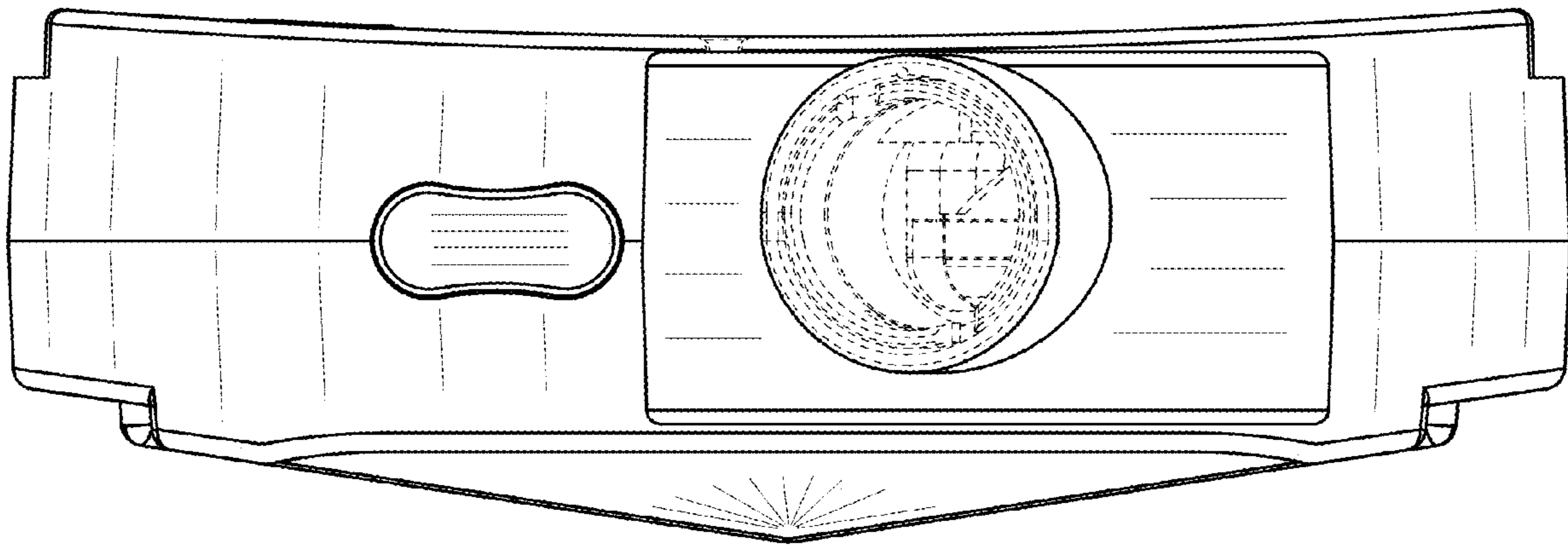


FIG.7



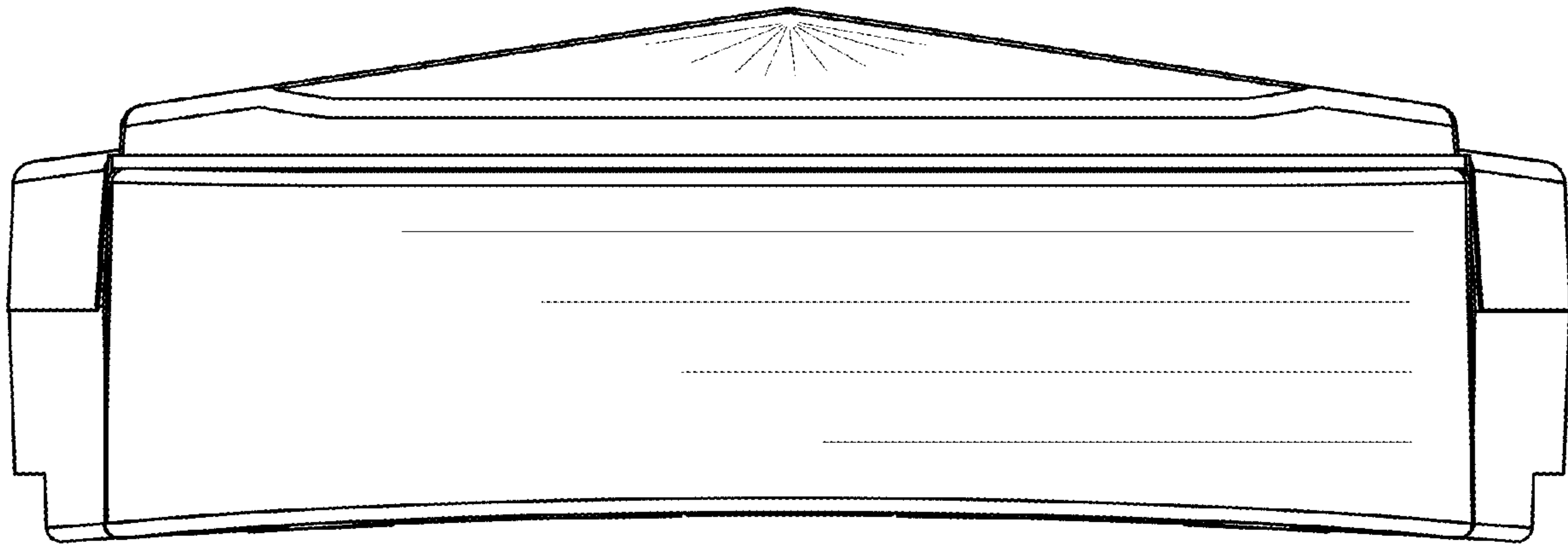


FIG.8