

US00D966487S

(12) **United States Design Patent** (10) **Patent No.:** **US D966,487 S**  
**Li** (45) **Date of Patent:** **\*\* Oct. 11, 2022**

(54) **FAN**  
(71) Applicant: **SHENZHEN JISU TECHNOLOGY CO., LTD**, Shenzhen (CN)  
(72) Inventor: **Xiangfu Li**, Shenzhen (CN)  
(73) Assignee: **SHENZHEN JISU TECHNOLOGY CO., LTD.**, Shenzhen (CN)  
(\*\*) Term: **15 Years**

D733,273 S \* 6/2015 Jeon ..... D23/333  
D857,866 S \* 8/2019 Niki ..... D23/351  
D909,556 S \* 2/2021 Chen ..... F24F 11/30  
D23/356  
D917,032 S \* 4/2021 Nakagawa ..... D23/333  
D927,658 S \* 8/2021 Fu ..... D23/332  
D933,179 S \* 10/2021 Fu ..... D23/333  
D944,370 S \* 2/2022 Huang ..... D23/333  
D944,958 S \* 3/2022 Yan ..... D23/364  
2006/0093463 A1 \* 5/2006 Iyer ..... F04D 17/04  
415/53.1  
2006/0264166 A1 \* 11/2006 Ngan ..... F24F 7/007  
454/237

(21) Appl. No.: **29/765,118**  
(22) Filed: **Jan. 6, 2021**

\* cited by examiner  
*Primary Examiner* — Sharon S Oum

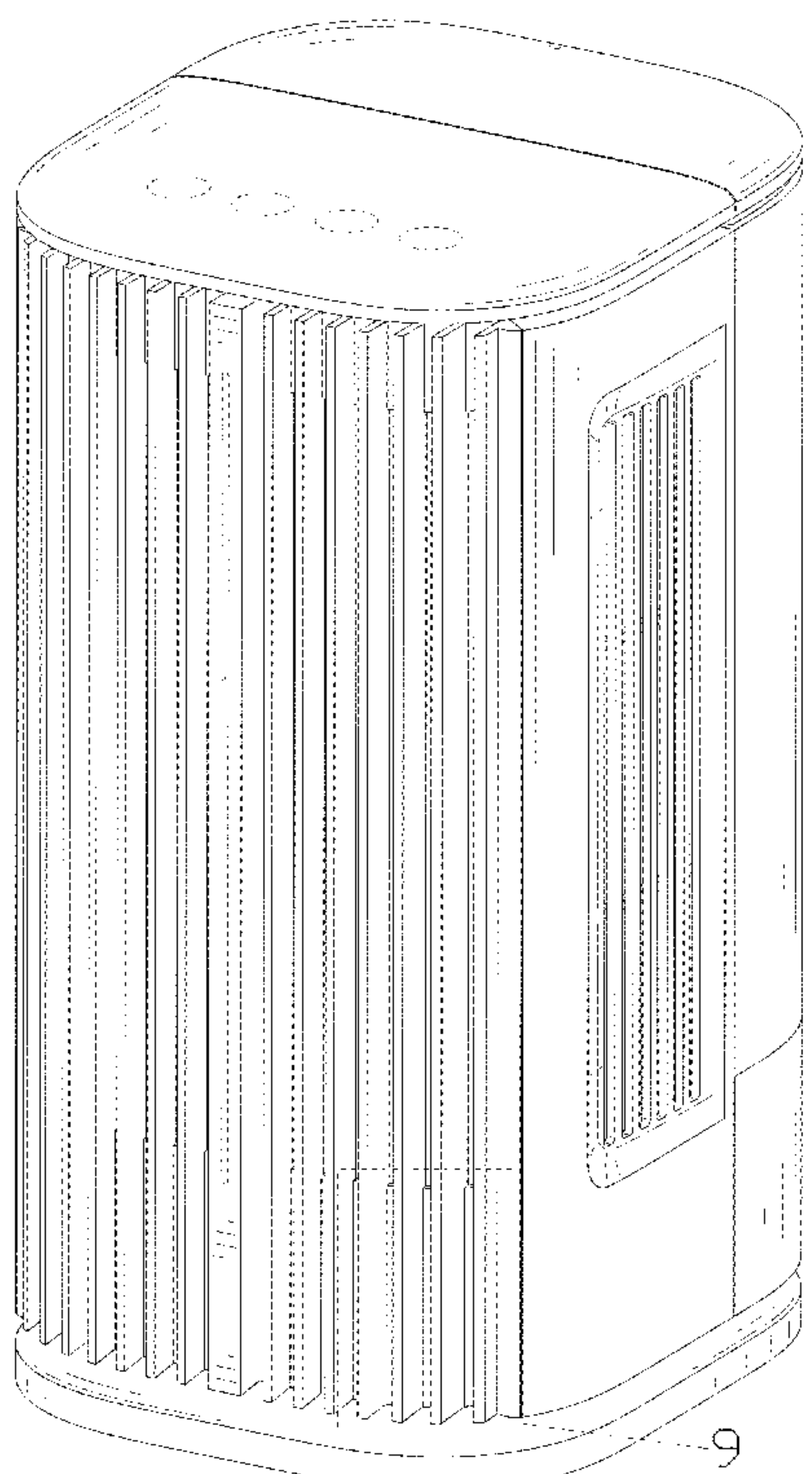
(30) **Foreign Application Priority Data**  
Dec. 9, 2020 (CN) ..... 202030757448.4  
(51) **LOC (13) Cl.** ..... **23-04**  
(52) **U.S. Cl.**  
USPC ..... **D23/370**  
(58) **Field of Classification Search**  
USPC ..... D23/332–337, 351, 352, 355, 356, 359,  
D23/364, 366, 370, 378, 381  
CPC ..... F04D 17/04; F04D 25/10  
See application file for complete search history.

(57) **CLAIM**  
The ornamental design for a fan, as shown and described.

(56) **References Cited**  
U.S. PATENT DOCUMENTS  
D224,011 S \* 6/1972 Goettl ..... D23/351  
D536,429 S \* 2/2007 Bushee ..... D23/333  
7,217,098 B2 \* 5/2007 Lim ..... F04D 17/04  
416/100

**DESCRIPTION**  
FIG. 1 is a perspective view of a fan showing my new design;  
FIG. 2 is another perspective view thereof;  
FIG. 3 is a front elevational view thereof;  
FIG. 4 is a rear elevational view thereof;  
FIG. 5 is a left side elevational view thereof;  
FIG. 6 is a right side elevational view thereof;  
FIG. 7 is a top plan view thereof;  
FIG. 8 is a bottom plan view thereof; and,  
FIG. 9 is an enlarged view of portion 9 shown in FIG. 1.  
The dash-dash broken lines in the drawings depict portions of the fan that form no part of the claimed design. The dot-dash broken lines surrounding the portion of the fan in FIG. 1 and FIG. 9 form no part of the claimed design.

**1 Claim, 9 Drawing Sheets**



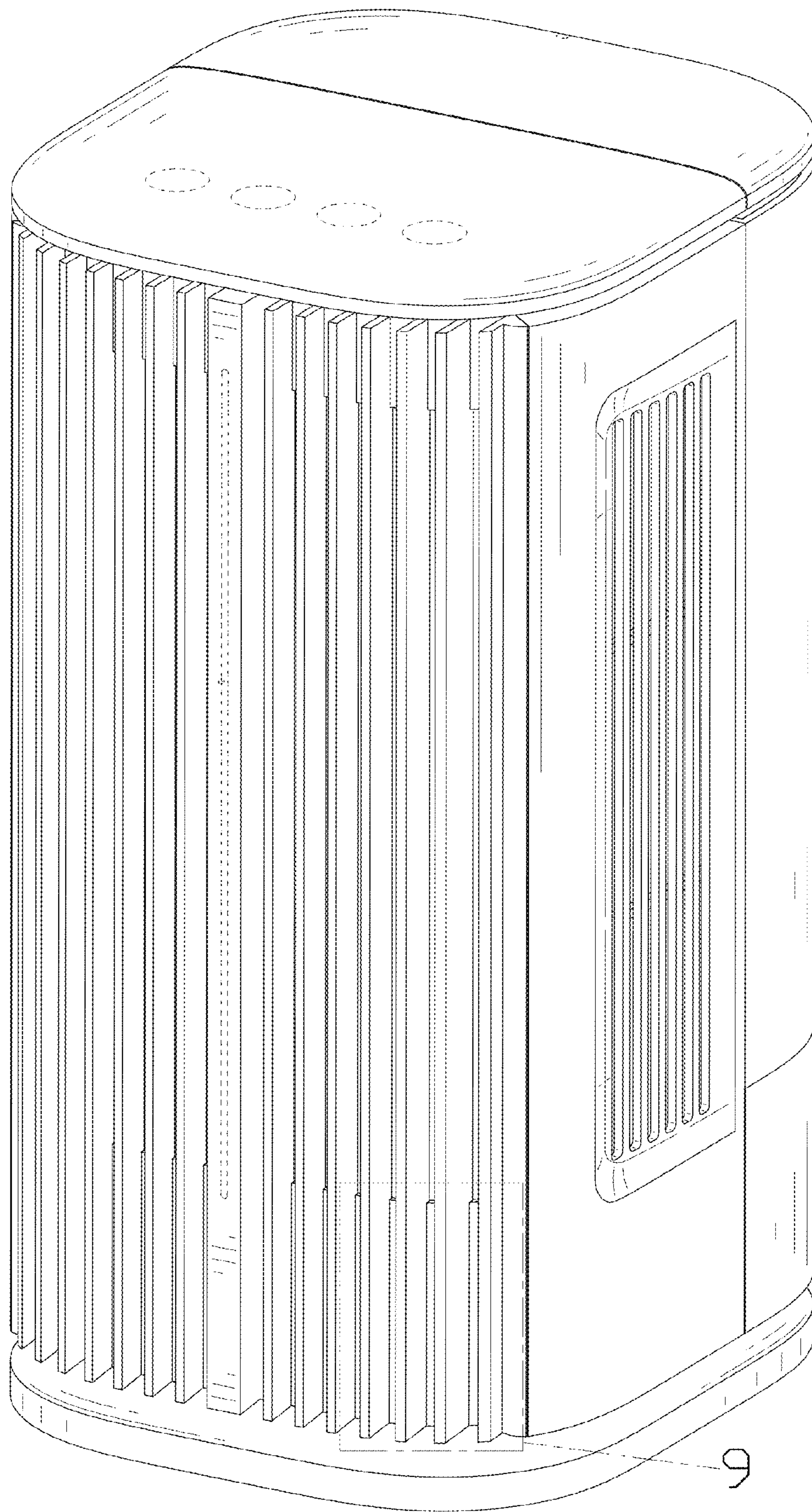


FIG. 1




FIG. 2






FIG. 3




FIG. 4

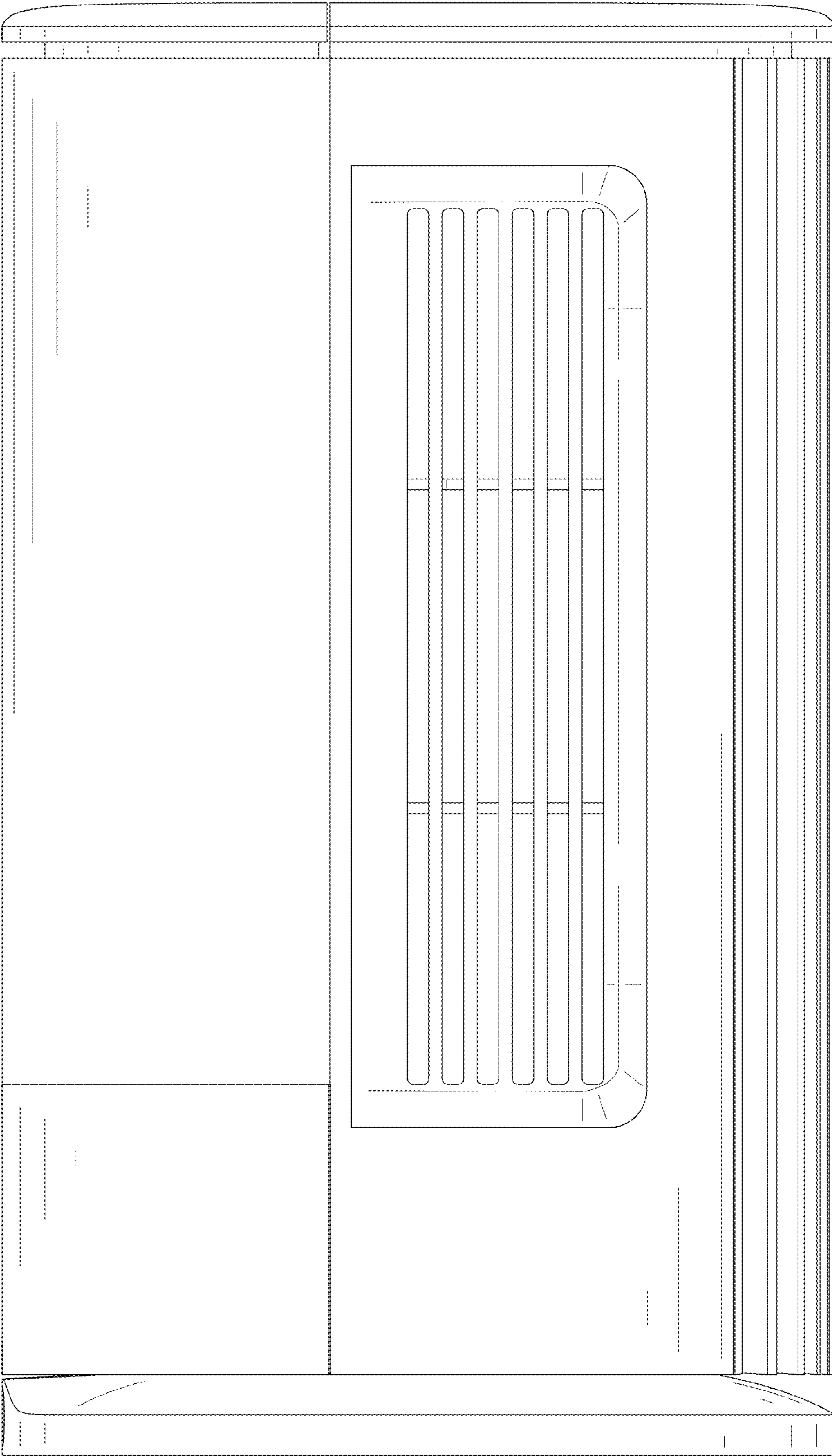


FIG. 5




FIG. 6

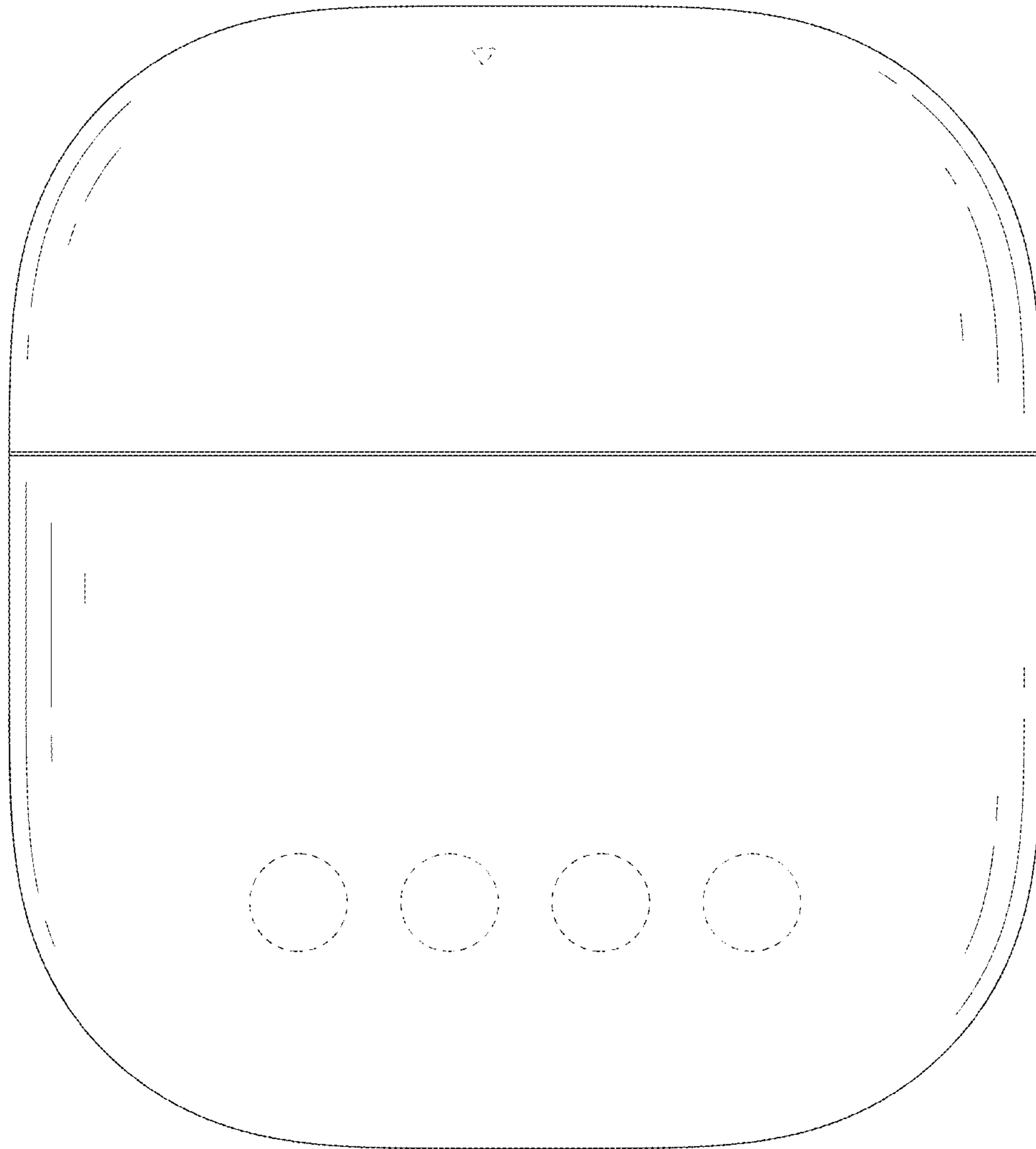


FIG. 7






FIG. 8




FIG. 9