



US00D966456S

(12) **United States Design Patent** (10) **Patent No.:** **US D966,456 S**  
**Pruden** (45) **Date of Patent:** **\*\* Oct. 11, 2022**

(54) **FISHING LURE**  
(71) Applicant: **Mark Ducey Pruden**, Edenton, NC (US)  
(72) Inventor: **Mark Ducey Pruden**, Edenton, NC (US)  
(\*\*) Term: **15 Years**  
(21) Appl. No.: **29/742,040**  
(22) Filed: **Nov. 1, 2019**  
(51) **LOC (13) Cl.** ..... **22-05**  
(52) **U.S. Cl.**  
USPC ..... **D22/129**  
(58) **Field of Classification Search**  
USPC ..... D22/129, 126  
CPC ..... A01K 85/00; A01K 85/14; A01K 85/16;  
A01K 91/053  
See application file for complete search history.

D228,496 S \* 10/1973 Fujita ..... D22/129  
4,658,535 A \* 4/1987 Anderson ..... A01K 85/14  
43/42.33  
D290,867 S \* 7/1987 Ross ..... D22/126  
4,689,913 A \* 9/1987 Brice ..... A01M 31/06  
43/3  
D357,053 S \* 4/1995 Terrill ..... D22/129  
D579,512 S \* 10/2008 Renosky ..... D22/129  
D637,685 S \* 5/2011 Pruitt ..... D22/129  
D678,460 S \* 3/2013 Pool ..... D22/129  
D698,001 S \* 1/2014 Fors ..... D22/129  
D707,325 S \* 6/2014 Li ..... D22/129  
D741,980 S \* 10/2015 Becker ..... D22/129  
D783,119 S \* 4/2017 Pruden ..... D22/129  
D854,119 S \* 7/2019 Robinson ..... D22/129  
D930,781 S \* 9/2021 Omelchenko ..... D22/129  
2008/0229649 A1 \* 9/2008 Smith ..... A01K 85/01  
43/42.45

**FOREIGN PATENT DOCUMENTS**

JP WO2014192124 \* 12/2014 ..... A01K 85/16  
\* cited by examiner

*Primary Examiner* — Catherine R Oliver-Garcia

(56) **References Cited**  
U.S. PATENT DOCUMENTS

2,214,266 A \* 9/1940 Haury ..... A01K 85/14  
43/42.52  
2,484,747 A \* 10/1949 Russell ..... A01K 85/16  
43/42.23  
2,522,179 A \* 9/1950 Jensen, Sr. .... A01K 85/16  
43/42.22  
2,593,027 A \* 4/1952 Heino ..... A01K 85/14  
43/42.06  
2,803,916 A \* 8/1957 Winter ..... A01K 85/14  
43/42.41  
2,945,317 A \* 7/1960 Wittmann, Jr. .... A01K 85/14  
43/42.5  
3,246,416 A \* 4/1966 Alimas ..... A01K 85/14  
43/42.52

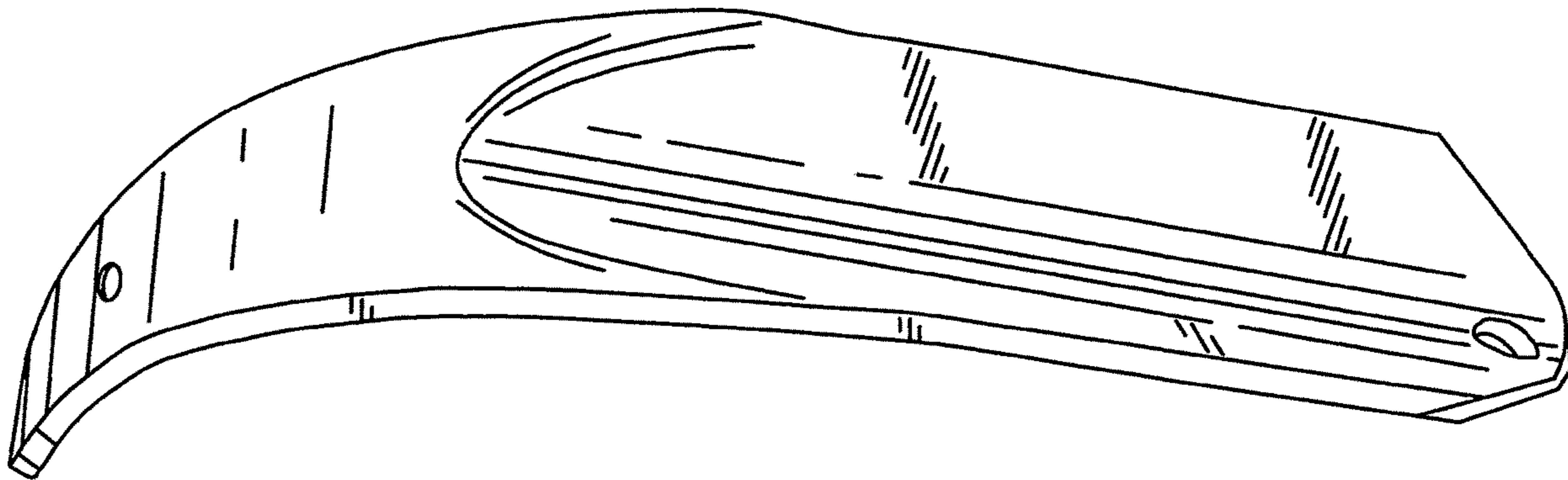
(57) **CLAIM**

The ornamental design for a fishing lure, as shown and described.

**DESCRIPTION**

FIG. 1 is a side elevation of the fishing lure showing my new design;  
FIG. 2 is a top view thereof;  
FIG. 3 is a bottom plan view thereof;  
FIG. 4 is a rear elevation view thereof;  
FIG. 5 is a front elevation view thereof; and,  
FIG. 6 is a perspective view thereof.

**1 Claim, 6 Drawing Sheets**



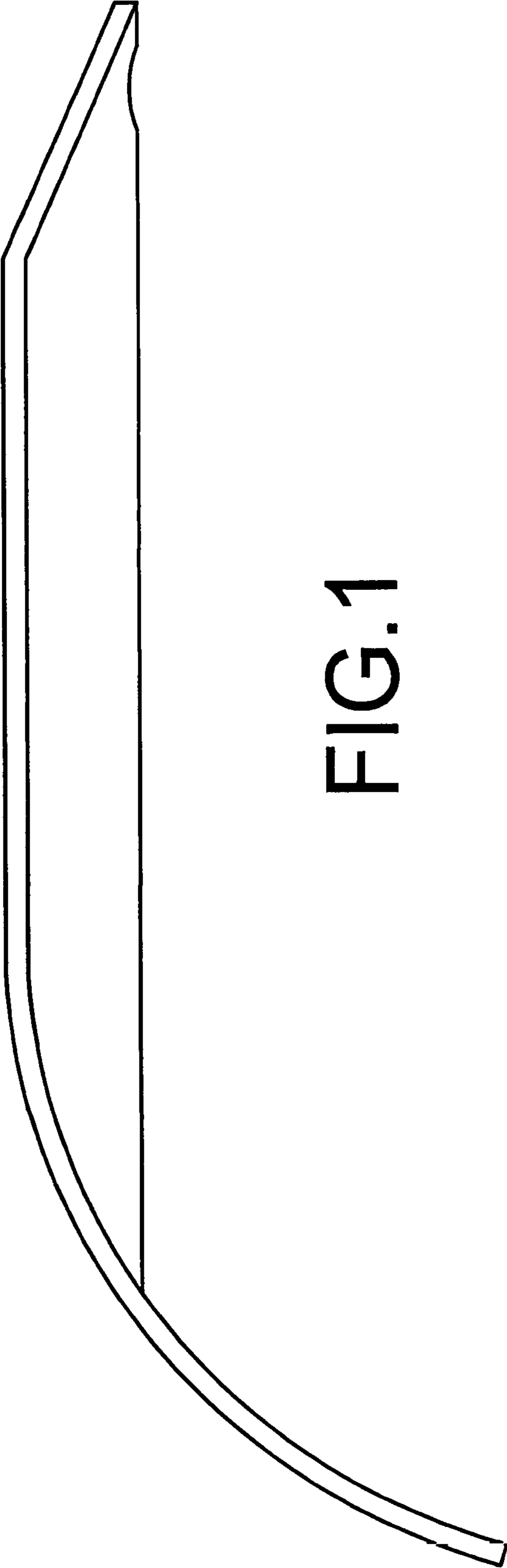


FIG.1




FIG. 2




FIG.3

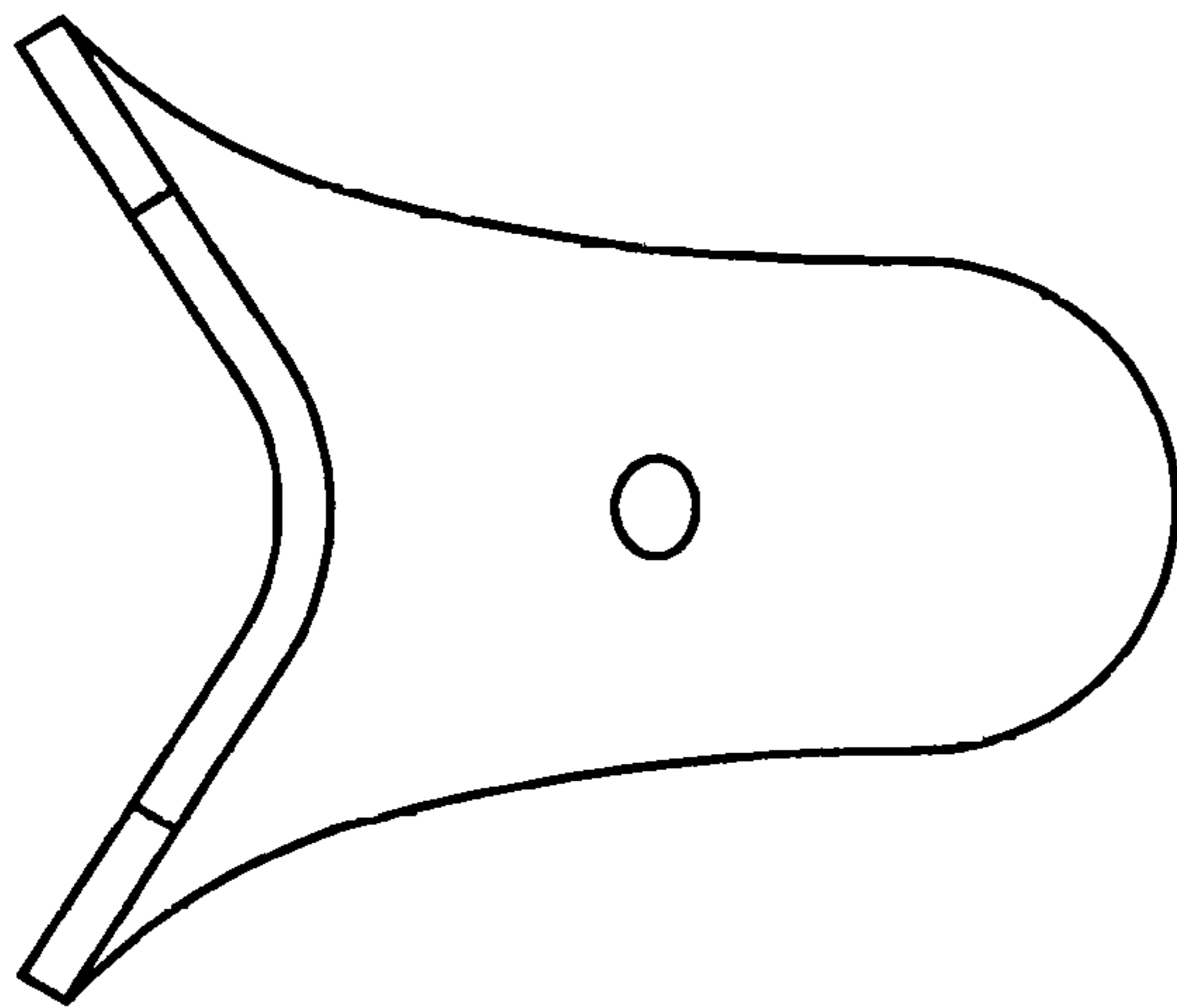


FIG.4

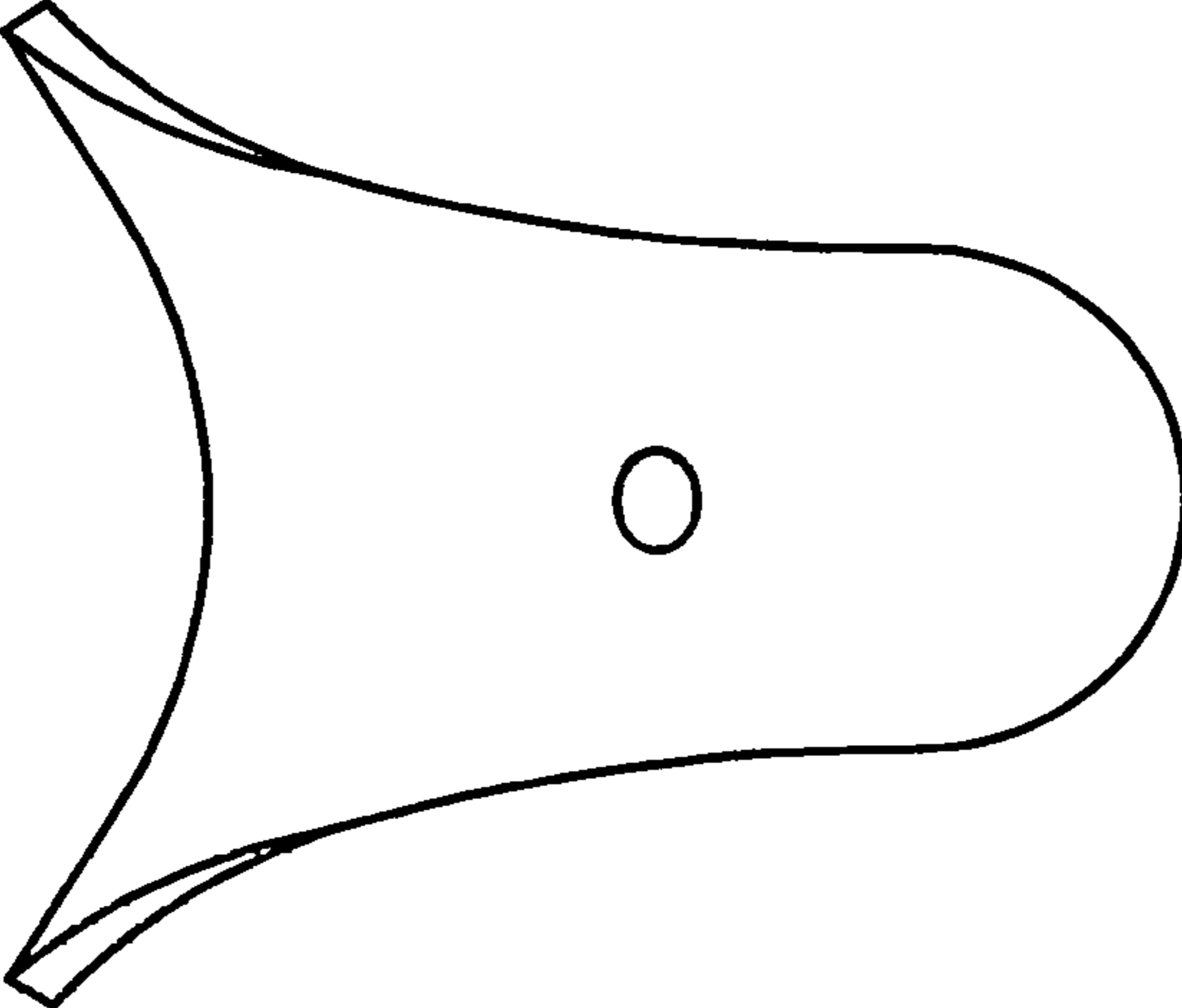


FIG.5



FIG.6