



US00D966445S

(12) **United States Design Patent** (10) **Patent No.:** **US D966,445 S**  
**Gray** (45) **Date of Patent:** **\*\* Oct. 11, 2022**

(54) **SPORTS TRAINING DEVICE** 3,384,372 A \* 5/1968 Dickens ..... A63B 69/345  
273/DIG. 8  
(71) Applicant: **Global Sports Innovation Ltd,** 3,558,135 A \* 1/1971 Rees ..... A63B 69/345  
Galashiels (GB) D10/113.2  
(72) Inventor: **Richard John Gray,** Galashiels (GB) 4,185,821 A \* 1/1980 Piccini ..... A63B 69/0002  
473/451  
(73) Assignee: **GLOBAL SPORTS INNOVATION** D411,862 S \* 7/1999 Greene ..... D21/698  
**LTD,** Selkirkshire (GB) D487,910 S \* 3/2004 Wine ..... D21/698  
D510,112 S \* 9/2005 Crook, II ..... D21/698  
D562,417 S \* 2/2008 Noojin ..... D21/698  
(Continued)

(\*\*) Term: **15 Years**

(21) Appl. No.: **29/701,661**

(22) Filed: **Aug. 13, 2019**

(30) **Foreign Application Priority Data**

Feb. 13, 2019 (GB) ..... 6054425  
Feb. 13, 2019 (GB) ..... 6054426

(51) **LOC (13) Cl.** ..... **21-02**

(52) **U.S. Cl.**  
USPC ..... **D21/698**

(58) **Field of Classification Search**

USPC ..... D21/314, 315, 318, 328, 356, 357, 362,  
D21/366, 394, 665, 686, 691, 698, 716,  
D21/722, 780, 787, 788, 791; 473/441  
CPC ..... A63B 69/345; A63B 24/0062; A63B  
2243/0066; A63B 2209/00; A63B 71/06;  
A63B 69/004; A63B 71/0619; A63B  
2209/10; A63B 2220/12; A63B 2220/30;  
A63B 2220/40; A63B 2220/50; A63B  
2243/007  
See application file for complete search history.

(56) **References Cited**

**U.S. PATENT DOCUMENTS**

1,906,693 A \* 5/1933 Loughlin ..... A63H 3/02  
473/442  
2,532,880 A \* 12/1950 Banbury ..... A63B 69/345  
473/443  
2,586,283 A \* 2/1952 Wynn ..... A63B 69/345  
383/24

**FOREIGN PATENT DOCUMENTS**

GB 2552228 A \* 1/2018 ..... A63B 69/0075

*Primary Examiner* — Mehri F Bajoul

(74) *Attorney, Agent, or Firm* — Blue Filament Law  
PLLC

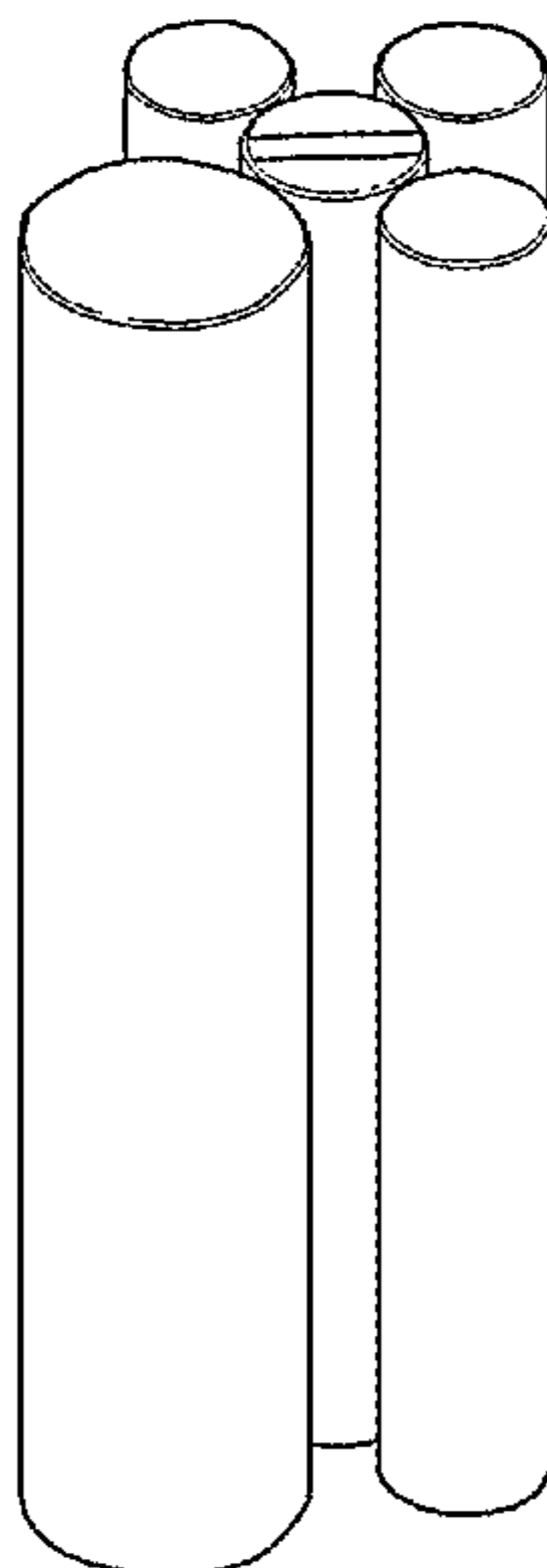
(57) **CLAIM**

The ornamental design for an sports training device, as shown and described.

**DESCRIPTION**

FIG. 1 is a front elevated perspective view of a sports training device;  
FIG. 2 is a front view of the sports training device depicted in FIG. 1;  
FIG. 3 is a right side view of the sports training device depicted in FIG. 1;  
FIG. 4 is a back view of the sports training device depicted in FIG. 1;  
FIG. 5 is a left side view of the sports training device depicted in FIG. 1;  
FIG. 6 is a top view of the sports training device depicted in FIG. 1; and,  
FIG. 7 is a bottom view of the first embodiment of the sports training device depicted in FIG. 1.  
Those portions of the design depicted in dashed lines are not considered part of the inventive design.

**1 Claim, 7 Drawing Sheets**



(56)

References Cited

U.S. PATENT DOCUMENTS

7,390,288 B2 *	6/2008	Giaquinta	.....	A63B 69/34	482/90	2004/0132559 A1 *	7/2004	Bellows	.....	A63B 69/0053	473/441
D579,504 S *	10/2008	Elder	.....	D21/698		2005/0187075 A1 *	8/2005	Bellamy	.....	A63B 21/0004	482/93
D600,414 S *	9/2009	Matthews	.....	D30/160		2006/0100040 A1 *	5/2006	Spencer	.....	A63B 21/4047	473/441
D603,003 S *	10/2009	Elder	.....	D21/698		2008/0008984 A1 *	1/2008	McDonald	.....	A63B 69/004	434/247
D605,718 S *	12/2009	Jenkins	.....	D21/698		2008/0254950 A1 *	10/2008	Beliles	.....	A63B 69/34	482/83
7,794,337 B2 *	9/2010	Gamboia	.....	A63B 69/345	473/445	2015/0258408 A1 *	9/2015	Arena	.....	A63B 69/345	473/445
D638,063 S *	5/2011	O'Con	.....	D20/29		2017/0203178 A1 *	7/2017	Gray	.....	A63B 69/345	
D709,148 S *	7/2014	McDonald	.....	D21/698		2020/0086195 A1 *	3/2020	Gray	.....	A63B 69/345	
D731,012 S *	6/2015	Gilman	.....	D21/698		2020/0101362 A1 *	4/2020	Adkisson	.....	A63B 69/345	
9,550,102 B1 *	1/2017	George	.....	G09B 19/0038							
D794,729 S *	8/2017	Johnson	.....	D21/698							
D846,669 S *	4/2019	Adkins	.....	D21/698							
D857,133 S *	8/2019	Saponaro	.....	D21/698							
10,561,920 B2 *	2/2020	Wagner	.....	A63B 69/345							
D878,504 S *	3/2020	Parham	.....	D21/698							
D879,226 S *	3/2020	Parham	.....	D21/698							

\* cited by examiner




FIG. 1

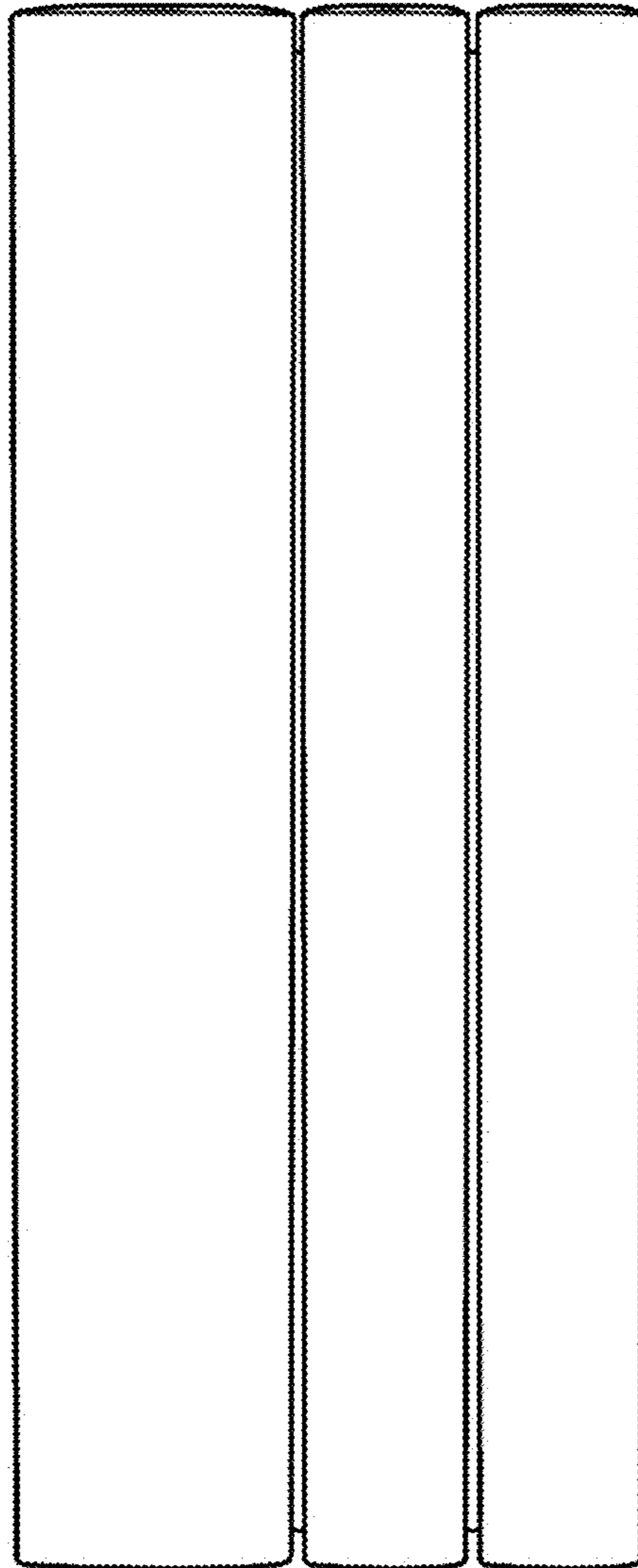


FIG. 2

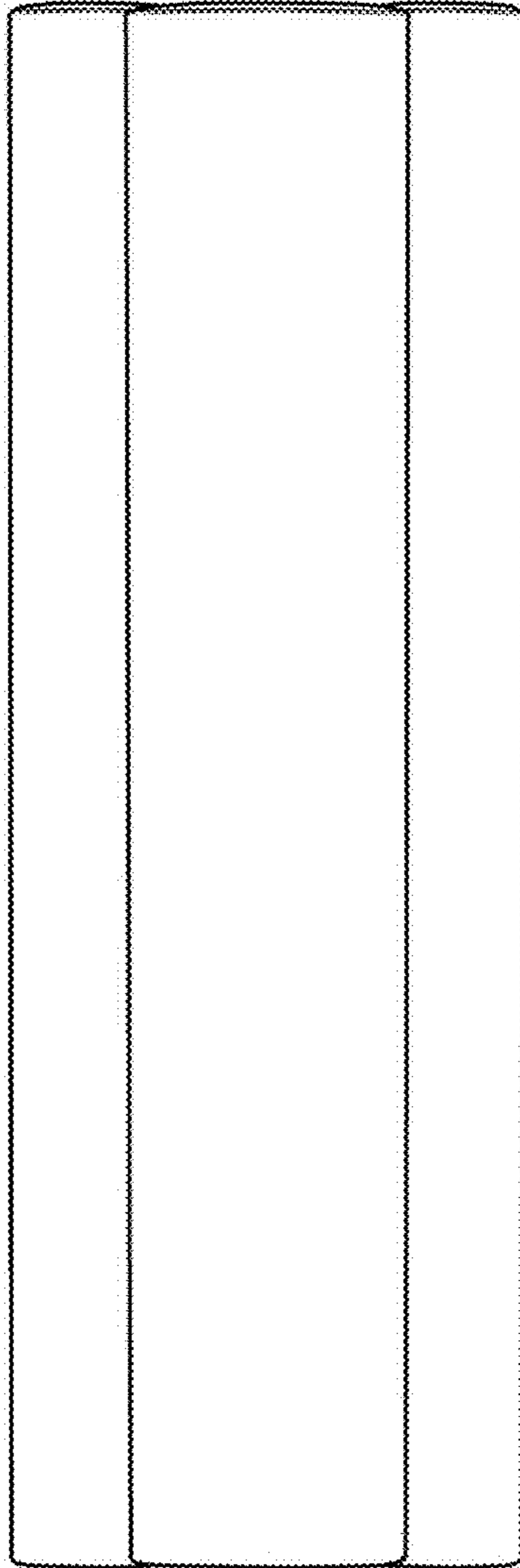


FIG. 3




FIG. 4

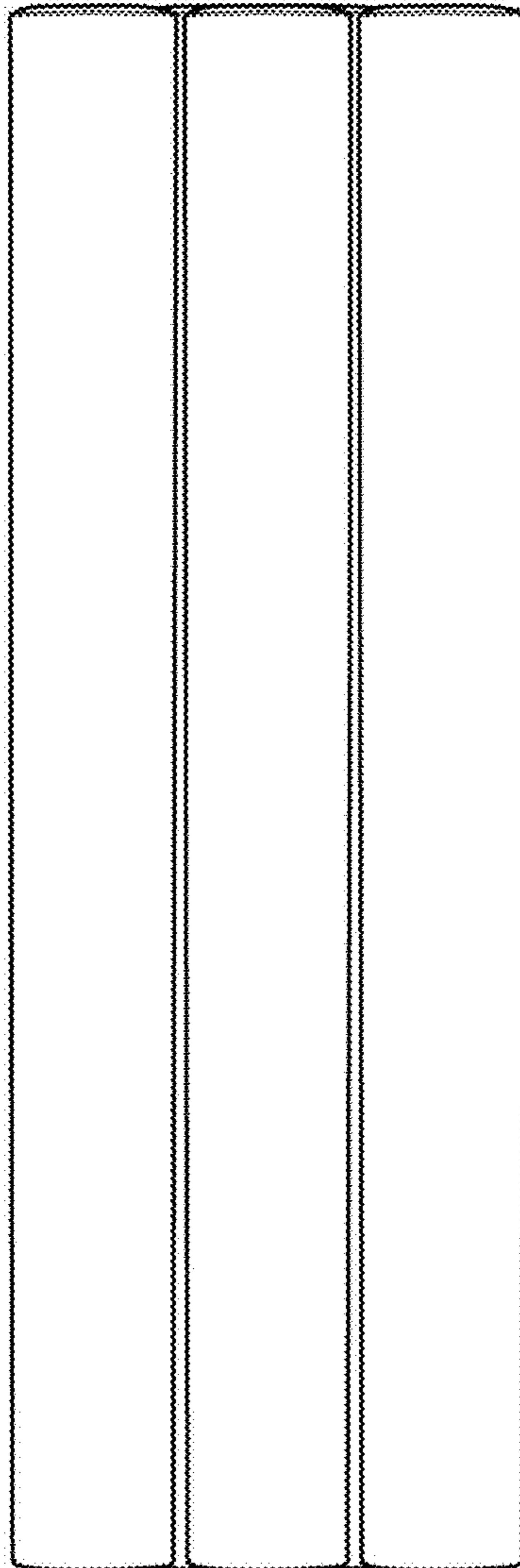


FIG. 5



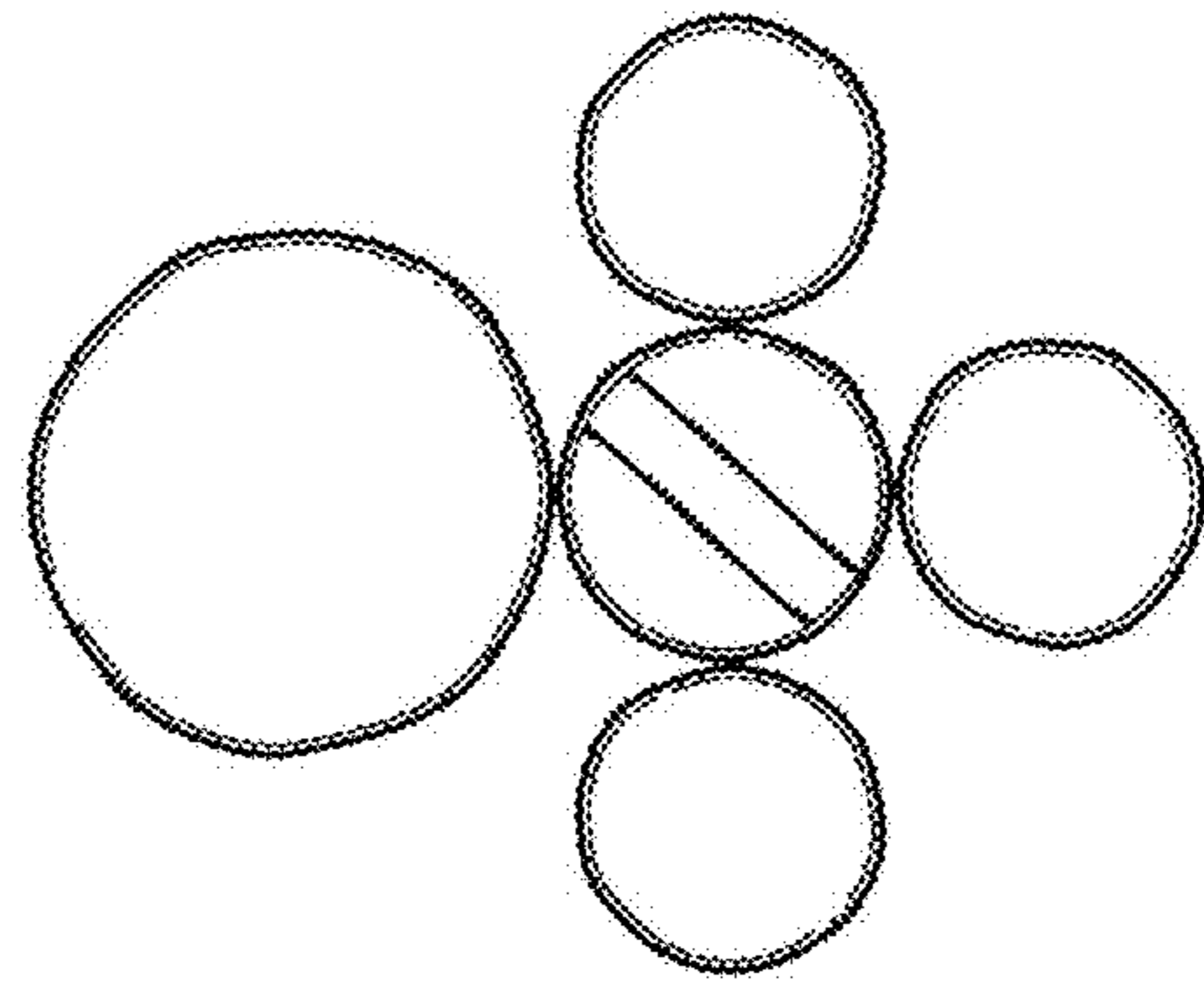


FIG. 6



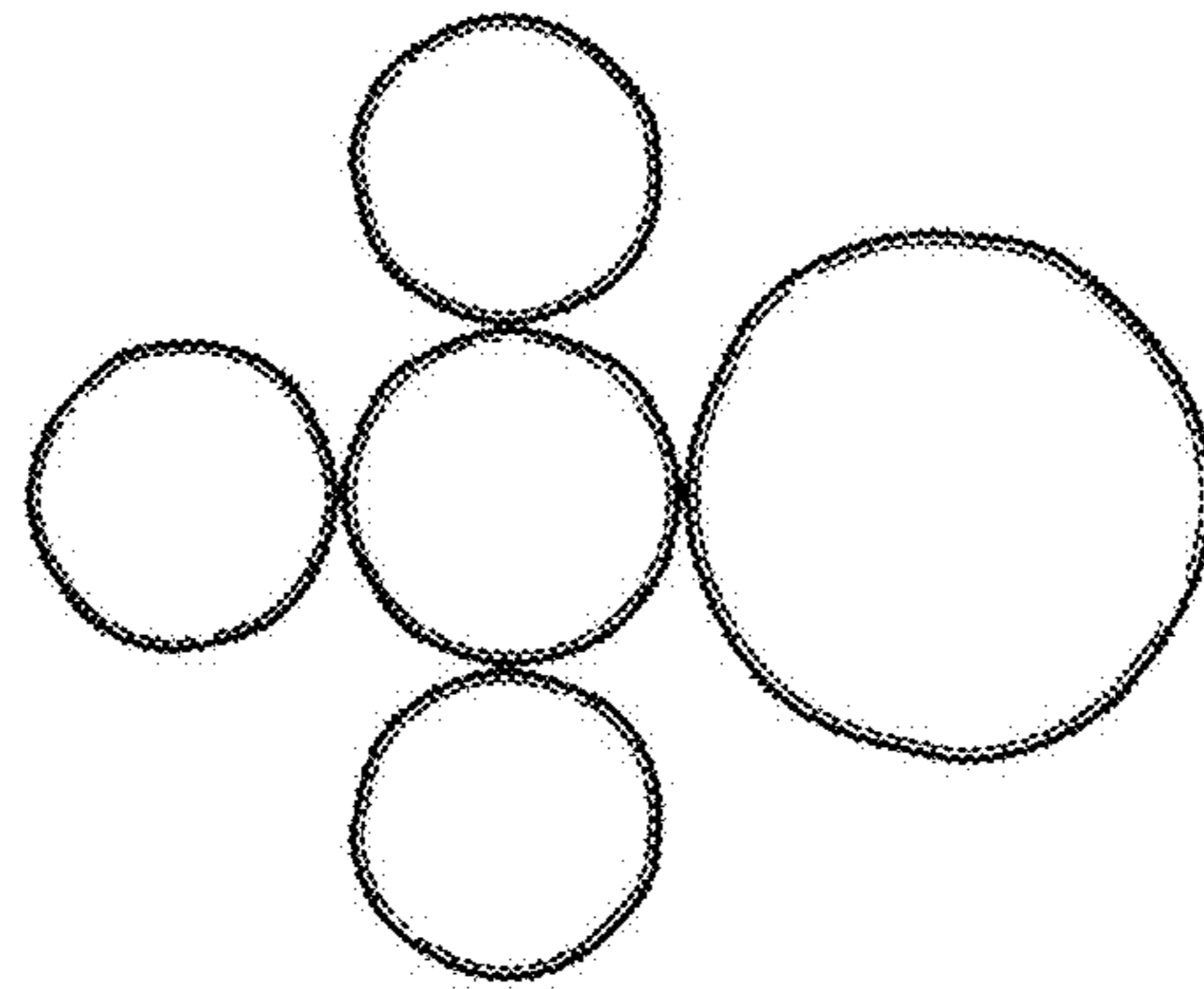


FIG. 7