



US00D966440S

(12) **United States Design Patent**  
**Srihari et al.**

(10) **Patent No.:** **US D966,440 S**  
(45) **Date of Patent:** **\*\* Oct. 11, 2022**

- (54) **MINI TRAMPOLINE**
- (71) Applicant: **Pure Global Brands, Inc.**, Mesquite, TX (US)
- (72) Inventors: **Swastic Srihari**, Addison, TX (US);  
**Zorin Abraham**, Sunnyvale, TX (US);  
**Kinsey Harris**, West Palm Beach, FL (US)
- (73) Assignee: **PURE GLOBAL BRANDS, INC.**, Mesquite, TX (US)
- (\*\*) Term: **15 Years**
- (21) Appl. No.: **29/814,622**
- (22) Filed: **Nov. 8, 2021**

D428,955 S	8/2000	Peterson	
D484,940 S *	1/2004	Peterson	..... D21/803
D553,414 S	10/2007	Boutin	
8,197,390 B2	6/2012	Ikegami	
D667,912 S	9/2012	O'Neil	
8,430,795 B2	4/2013	Publicover et al.	
D697,336 S *	1/2014	Perry	..... D6/601
D724,162 S	3/2015	James	
D758,515 S	6/2016	Tsai	
9,384,699 B2	6/2016	Gordon	
D801,476 S	10/2017	Lin et al.	
D805,595 S	12/2017	Chen	
10,076,697 B1	9/2018	Publicover et al.	
D842,411 S	3/2019	Ji	
D844,729 S	4/2019	Fischer et al.	

(Continued)

*Primary Examiner* — Khawaja Anwar  
*Assistant Examiner* — Julice Seung Eun Oum  
 (74) *Attorney, Agent, or Firm* — Scott Griggs; Griggs Bergen LLP

**Related U.S. Application Data**

- (63) Continuation-in-part of application No. 29/710,950, filed on Oct. 28, 2019, now abandoned.
- (51) **LOC (13) Cl.** ..... **21-02**
- (52) **U.S. Cl.**  
USPC ..... **D21/672**
- (58) **Field of Classification Search**  
USPC ..... D21/483, 576, 577, 584, 587, 630, 657,  
D21/801, 691, 692, 694, 796, 835, 803,  
D21/671, 672, 686, 797, 693  
See application file for complete search history.

(57) **CLAIM**

The ornamental design for a mini trampoline, as shown and described.

**DESCRIPTION**

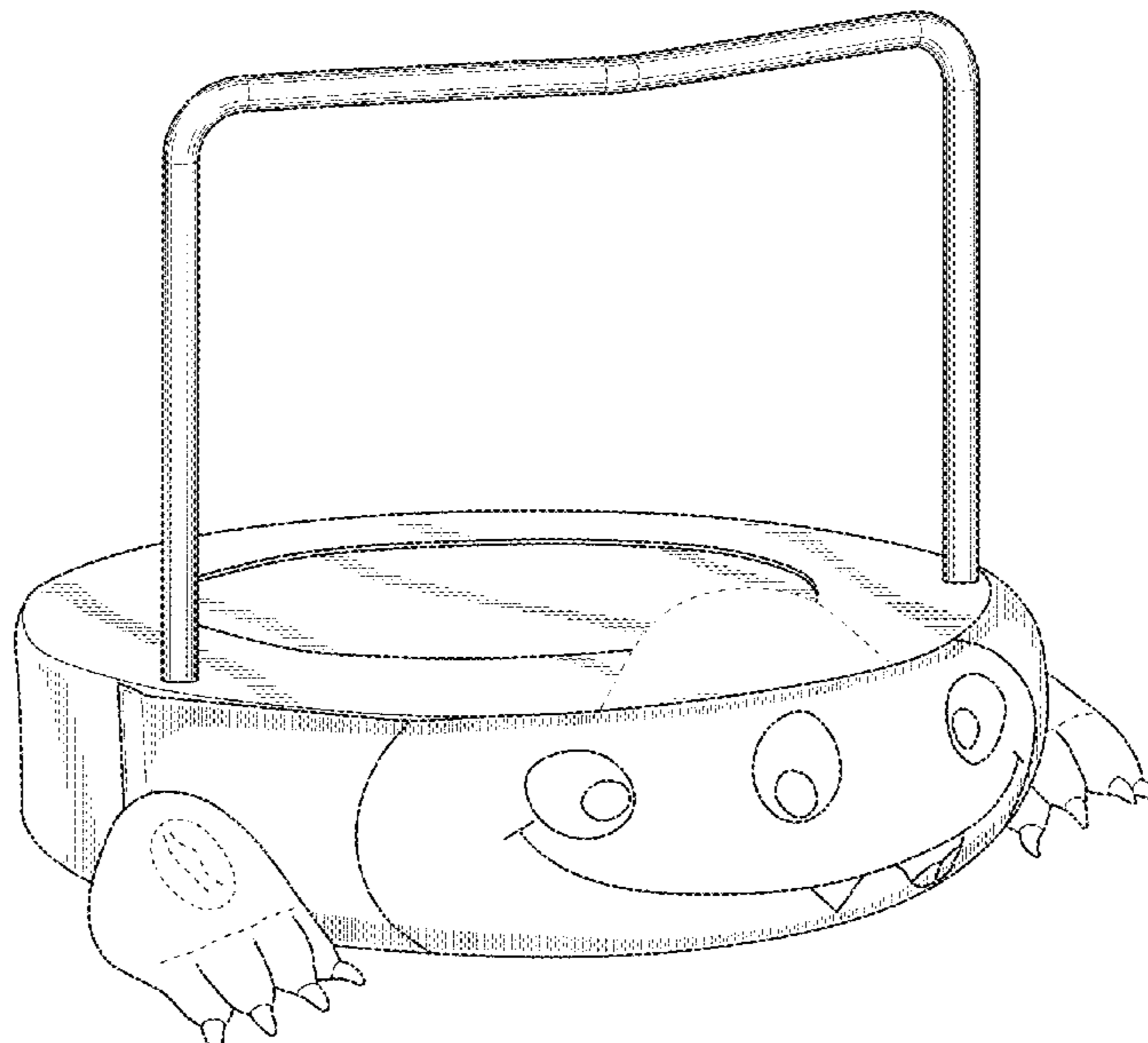
FIG. 1 is a front perspective view of a mini trampoline; FIG. 2 is a front elevation view of the mini trampoline as shown in FIG. 1; FIG. 3 is a rear elevation view of the mini trampoline as shown in FIG. 1; FIG. 4 is a right-side elevation view of the mini trampoline as shown in FIG. 1; FIG. 5 is a left-side elevation view of the mini trampoline as shown in FIG. 1; FIG. 6 is a top plan view of the mini trampoline as shown in FIG. 1; and, FIG. 7 is a bottom plan view of the mini trampoline as shown in FIG. 1.

(56) **References Cited**

**U.S. PATENT DOCUMENTS**

4,576,375 A *	3/1986	Roberts	.....	A63B 5/11 472/129
4,598,905 A	7/1986	Vrana		
D316,586 S *	4/1991	Tager	.....	D21/803
D384,720 S *	10/1997	Spomer	.....	D21/803
5,813,066 A	9/1998	Gebhard et al.		

**1 Claim, 7 Drawing Sheets**



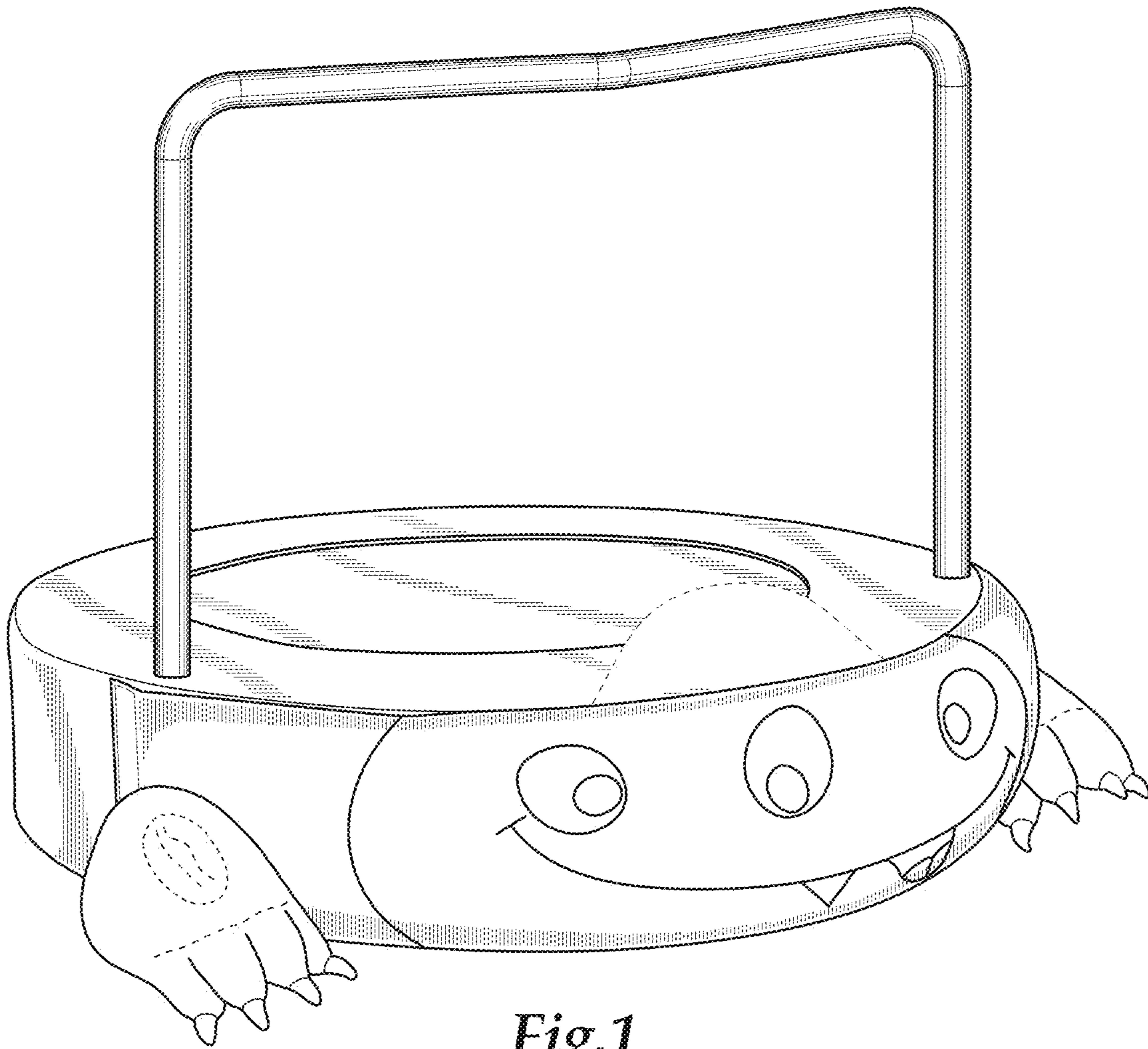
(56)

**References Cited**


U.S. PATENT DOCUMENTS

D850,553	S	6/2019	Kopf	
D851,179	S	6/2019	Kao et al.	
D853,507	S	7/2019	Hammer	
10,500,428	B2	12/2019	Tseng	
10,500,429	B1	12/2019	Tseng	
D893,657	S *	8/2020	Schwimmer .....	D21/803
D929,528	S *	8/2021	Huang .....	D21/803
D936,777	S *	11/2021	Ren .....	D12/178
D944,338	S *	2/2022	Li .....	D21/672
2005/0043142	A1	2/2005	Rieber	
2005/0148433	A1 *	7/2005	Wang .....	A63B 5/11 482/27
2009/0181827	A1	7/2009	Hylbert et al.	
2009/0258760	A1	10/2009	Plante et al.	
2015/0080186	A1	3/2015	Carlin et al.	
2017/0216648	A1	8/2017	Male	
2018/0280750	A1	10/2018	Fischer et al.	

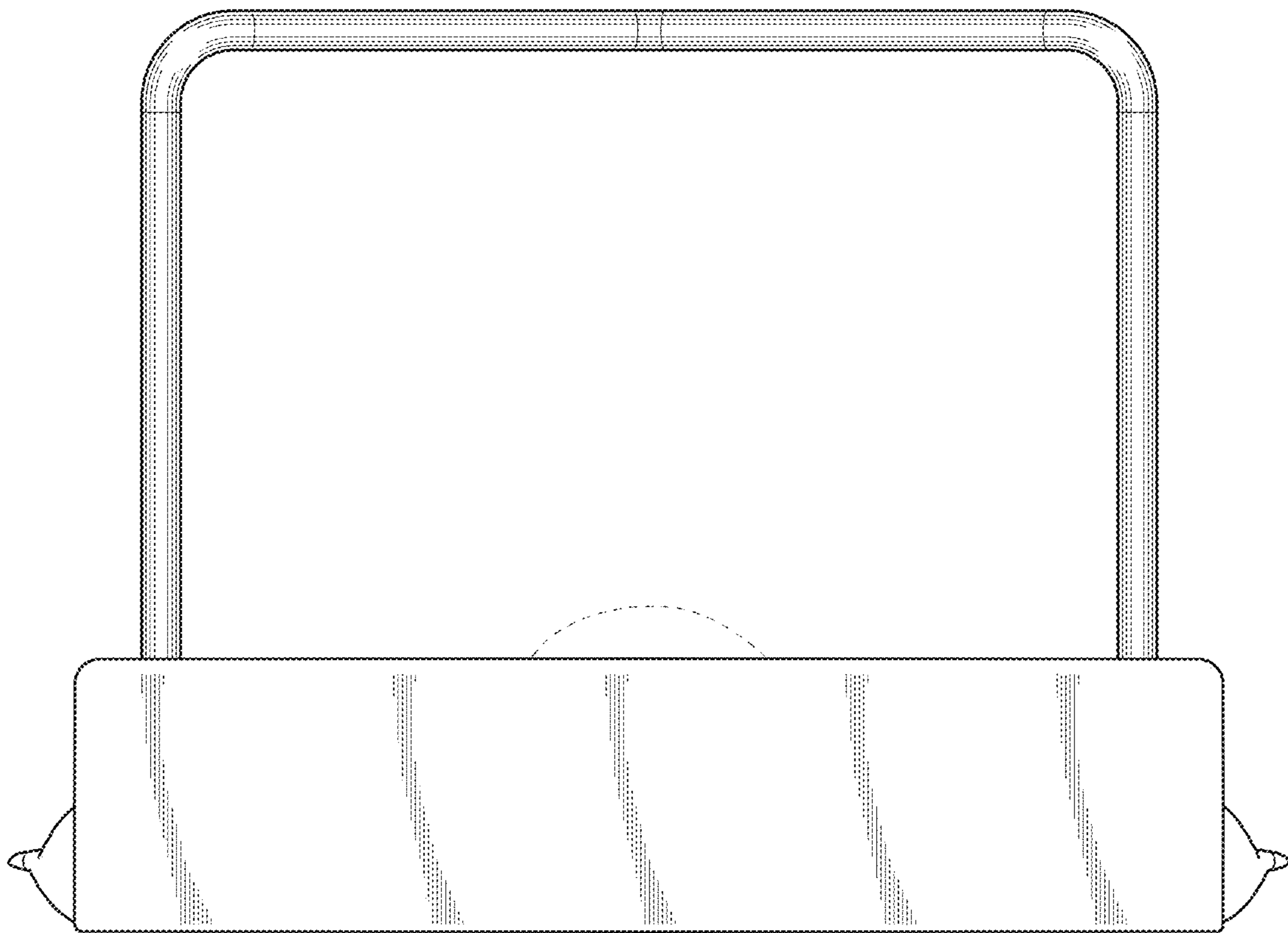
\* cited by examiner



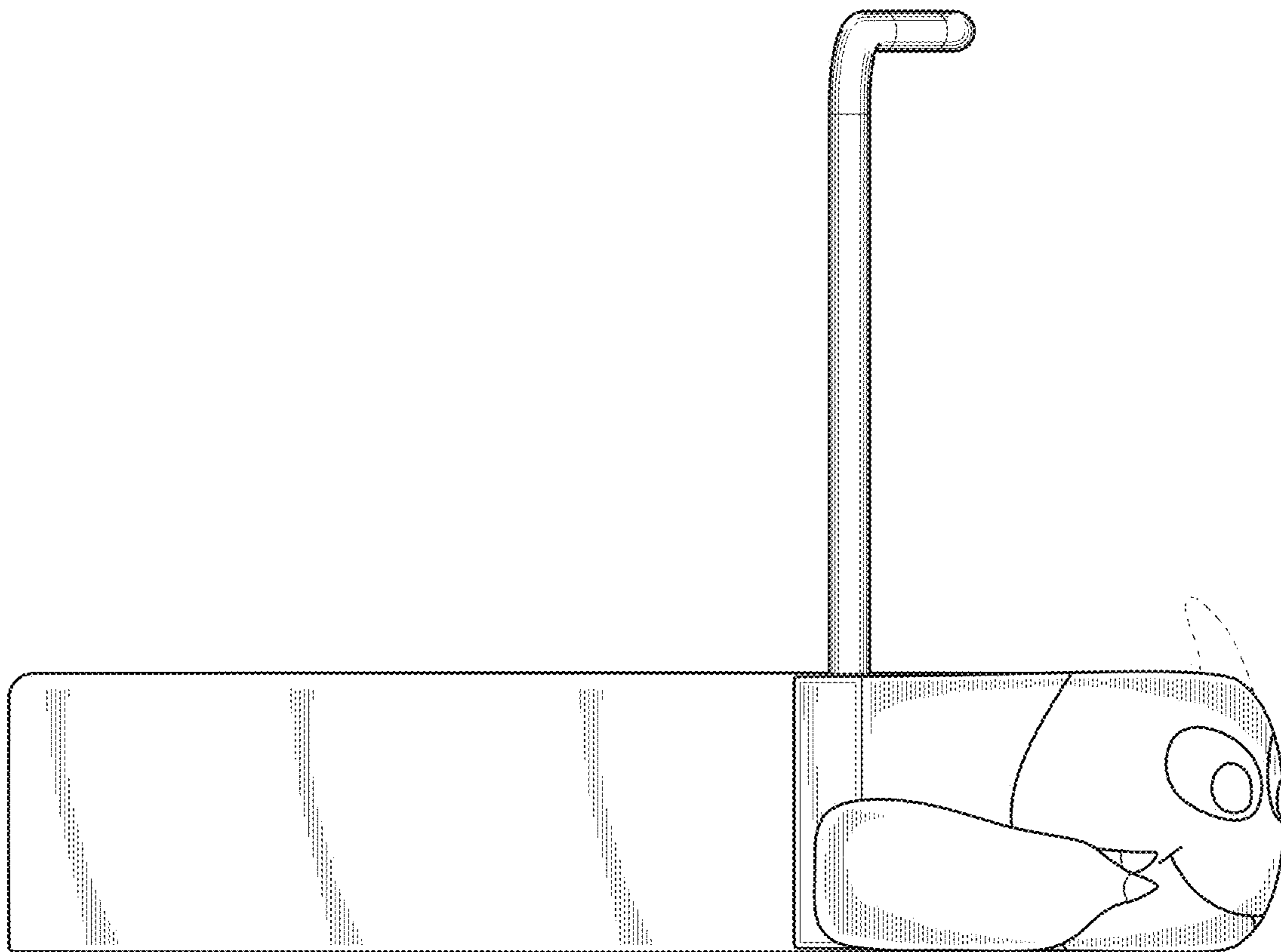
*Fig.1*



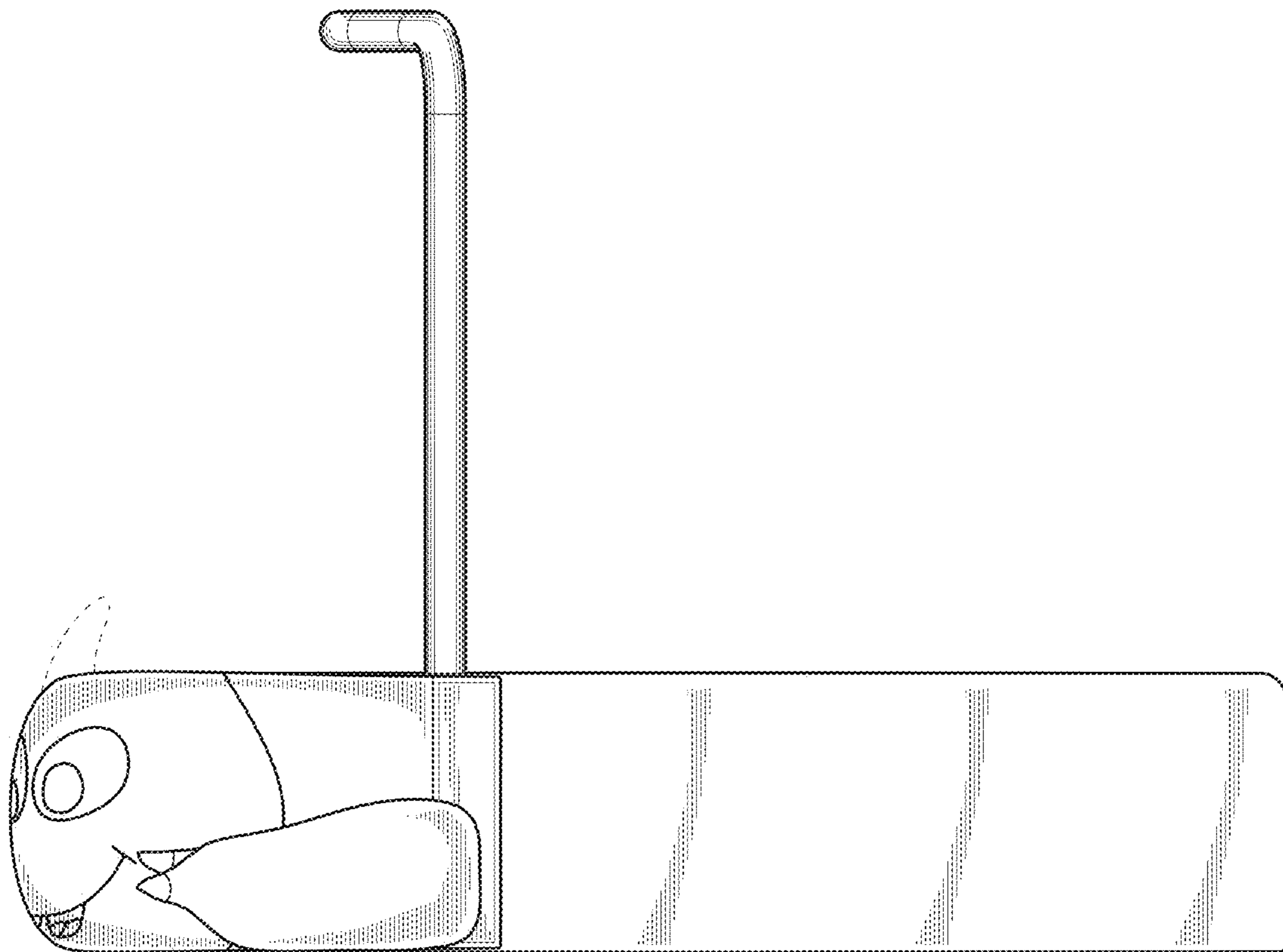
*Fig.2*



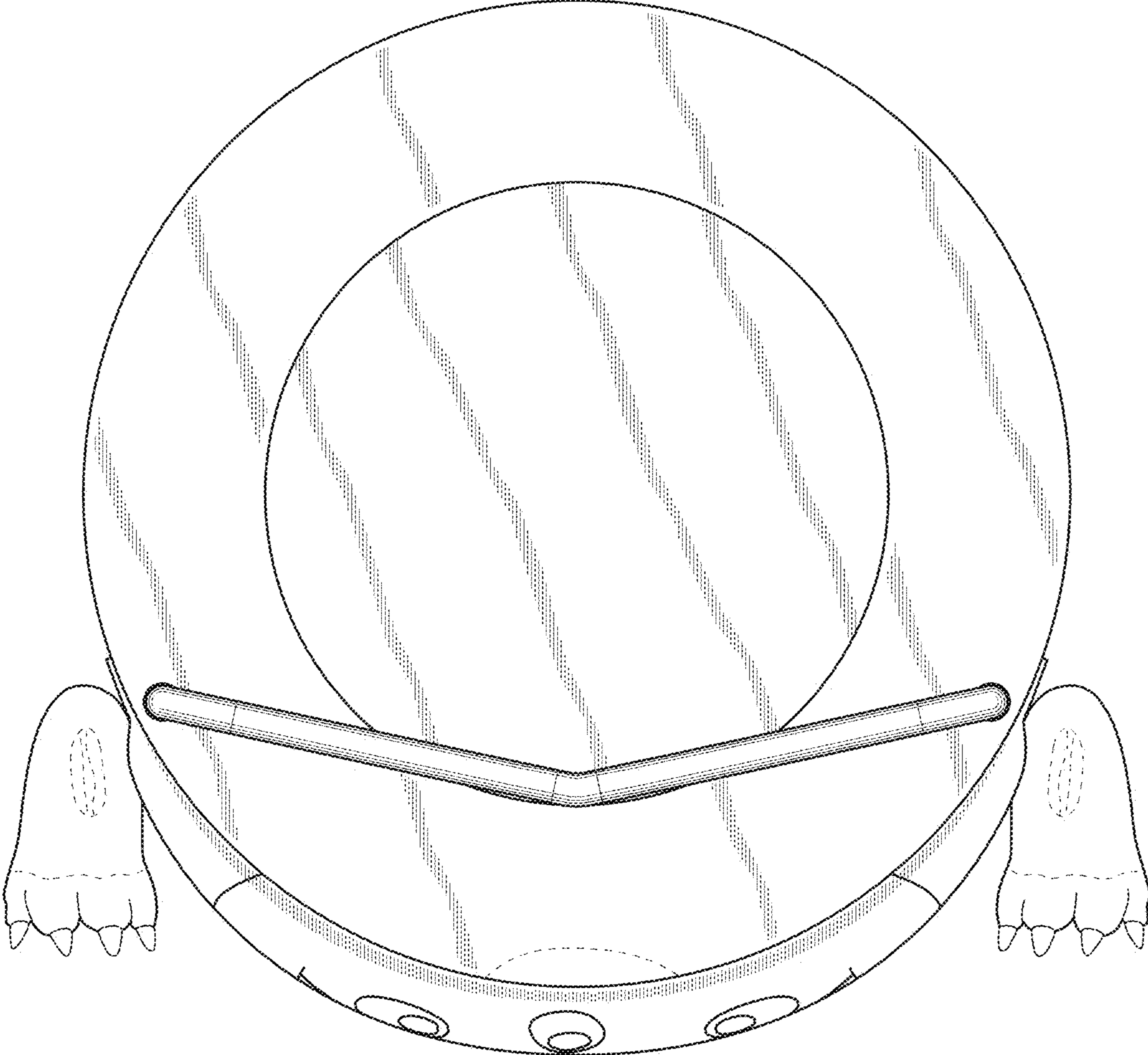
*Fig.3*



*Fig.4*

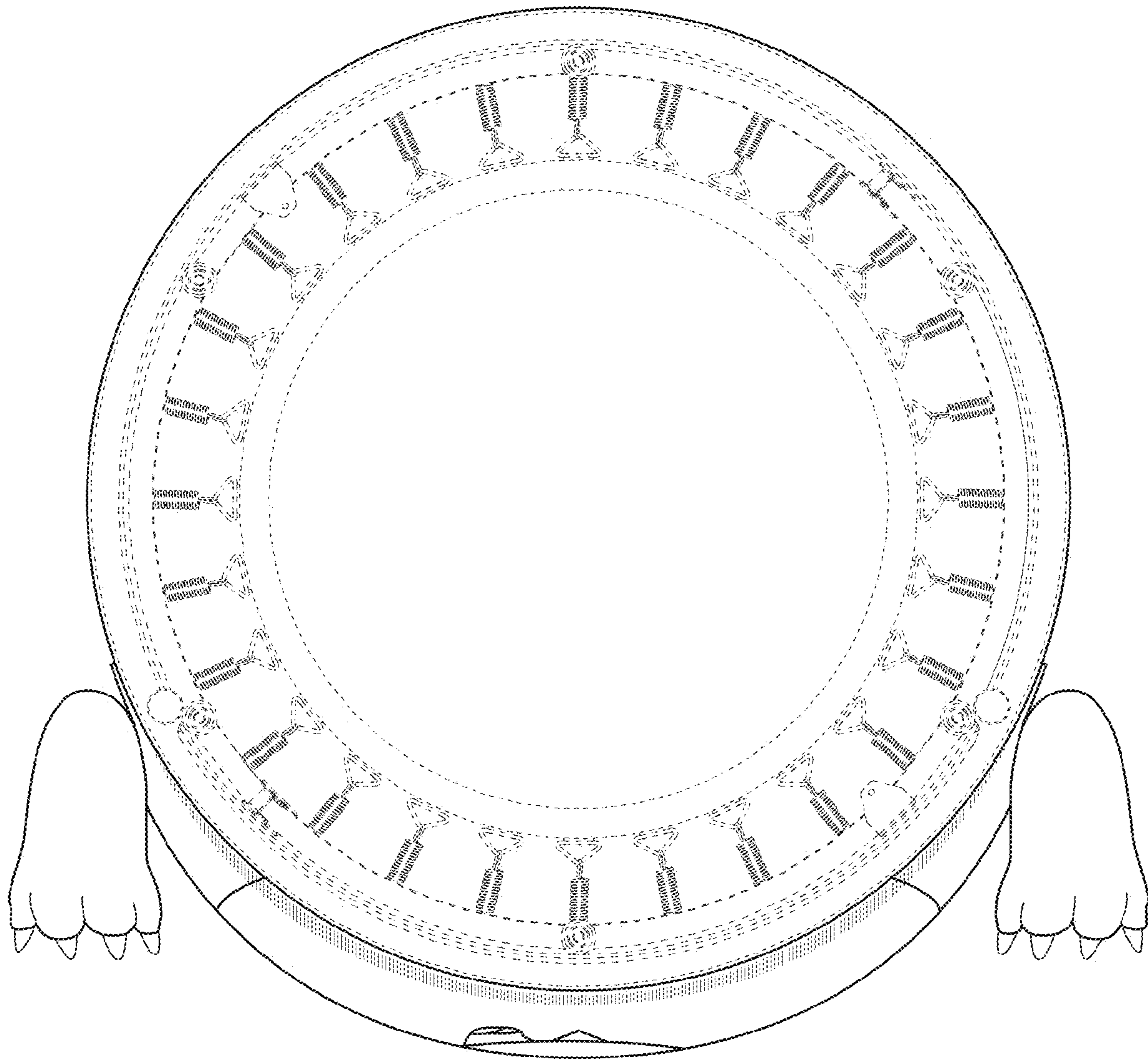


*Fig.5*



*Fig.6*





*Fig.7*