



(12) **United States Design Patent**
Tyner

(10) **Patent No.:** **US D966,423 S**
(45) **Date of Patent:** **** Oct. 11, 2022**

- (54) **DIE**
- (71) Applicant: **Jason P. Tyner**, Louisville, KY (US)
- (72) Inventor: **Jason P. Tyner**, Louisville, KY (US)
- (**) Term: **15 Years**
- (21) Appl. No.: **29/751,619**
- (22) Filed: **Sep. 22, 2020**
- (51) **LOC (13) Cl.** **21-01**
- (52) **U.S. Cl.**
USPC **D21/373**
- (58) **Field of Classification Search**
USPC D21/373, 372, 381; D18/26, 27, 28, 29,
D18/30, 31, 32, 33
See application file for complete search history.

(56) **References Cited**

U.S. PATENT DOCUMENTS

D15,811 S *	2/1885	Beeler, Jr.	D18/30
D19,710 S *	3/1890	Ruthven	D18/30
D39,125 S *	2/1908	Schraubstadter	D18/30
D572,769 S *	7/2008	Quennell	D21/373
D690,774 S *	10/2013	Grunenberg	D21/373
D900,924 S *	11/2020	Park	D18/24

OTHER PUBLICATIONS

Qmet, announced 2019[online], [site visited Jun. 2, 2022]. Available on internet, URL:<https://www.amazon.com/Wood-Scrabble-Tiles-Letters-Crafts/dp/B07D52MP4N/ref> (Year: 2019).*

* cited by examiner

Primary Examiner — Khawaja Anwar
Assistant Examiner — Julice Seung Eun Oum
(74) *Attorney, Agent, or Firm* — DLA Piper LLP (US)

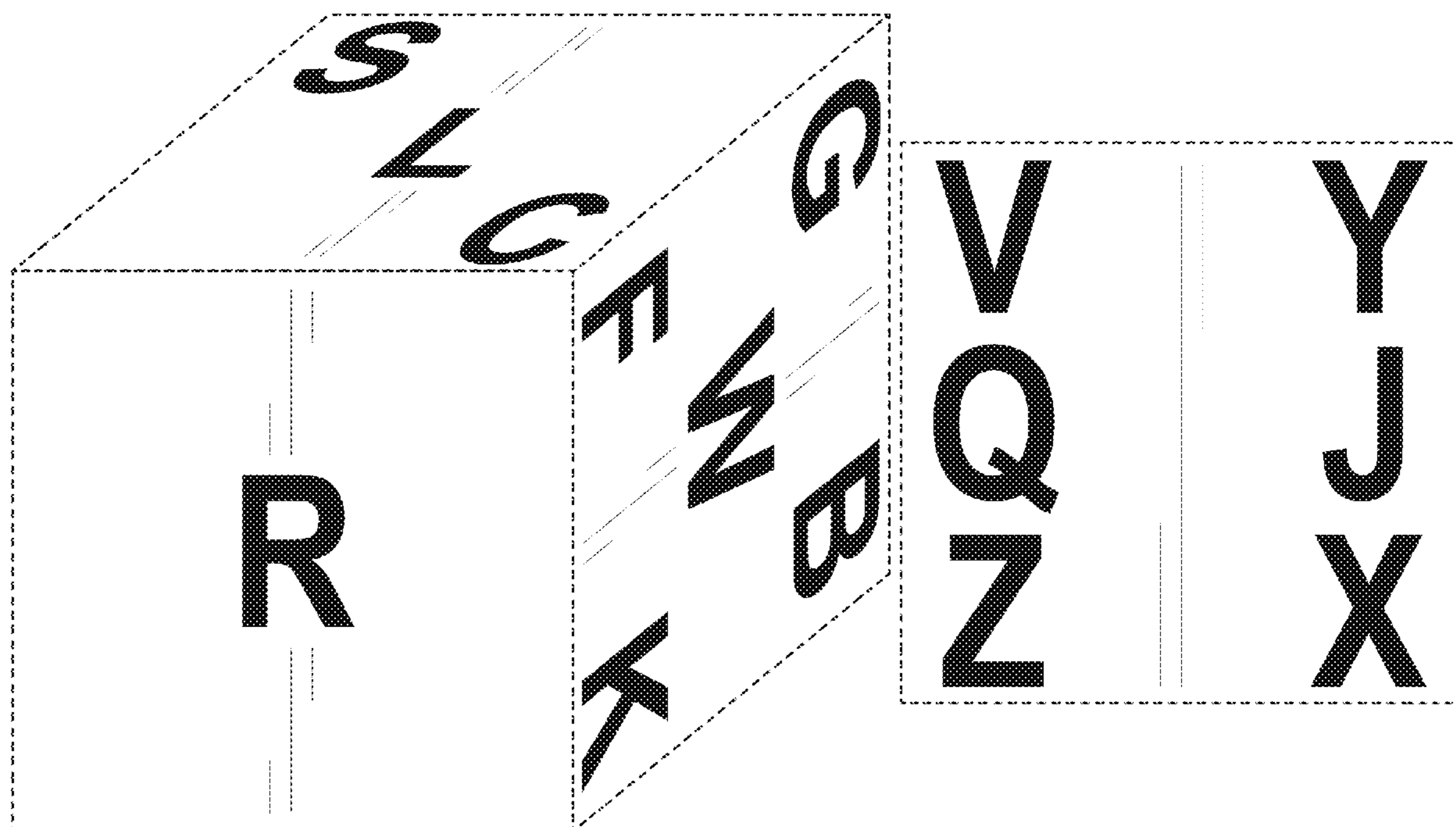
(57) **CLAIM**

I claim the ornamental design for a die, as shown and described.

DESCRIPTION

FIG. 1 is a front perspective of a die according to an embodiment of our new design;
 FIG. 2 is a front elevational of a die according to an embodiment of our new design;
 FIG. 3 is a rear elevational view of a die according to an embodiment of our new design;
 FIG. 4 is a left elevational view of a die according to an embodiment of our new design;
 FIG. 5 is a right elevational view of a die according to an embodiment of our new design;
 FIG. 6 is a top elevational view of a die according to an embodiment of our new design; and,
 FIG. 7 is a bottom elevational view of a die according to an embodiment of our new design.
 The dashed lines shown in the figures of corner features are to provide context to the die and are not part of the claims.

1 Claim, 4 Drawing Sheets






FIG. 1




FIG. 2

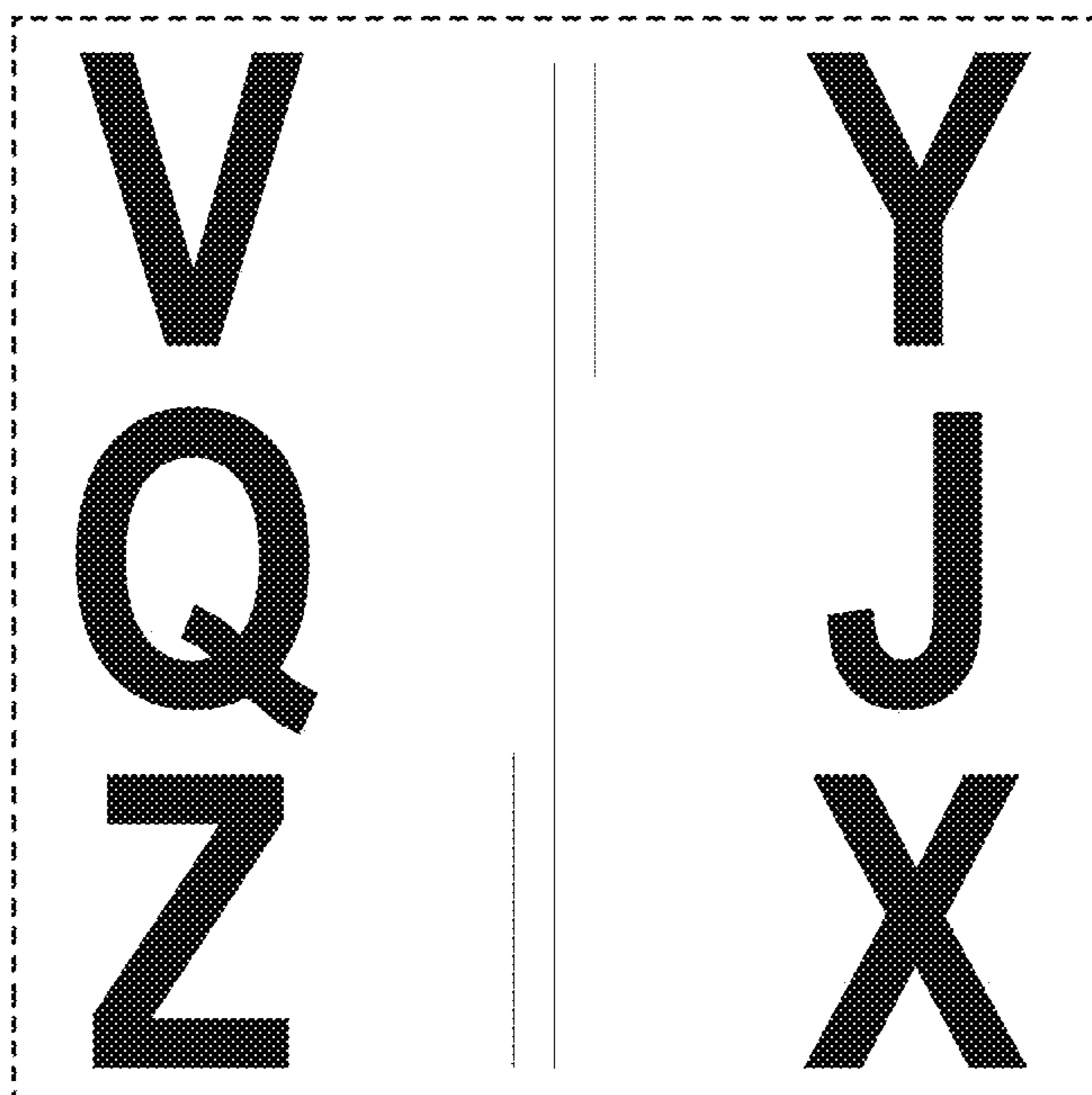


FIG. 3

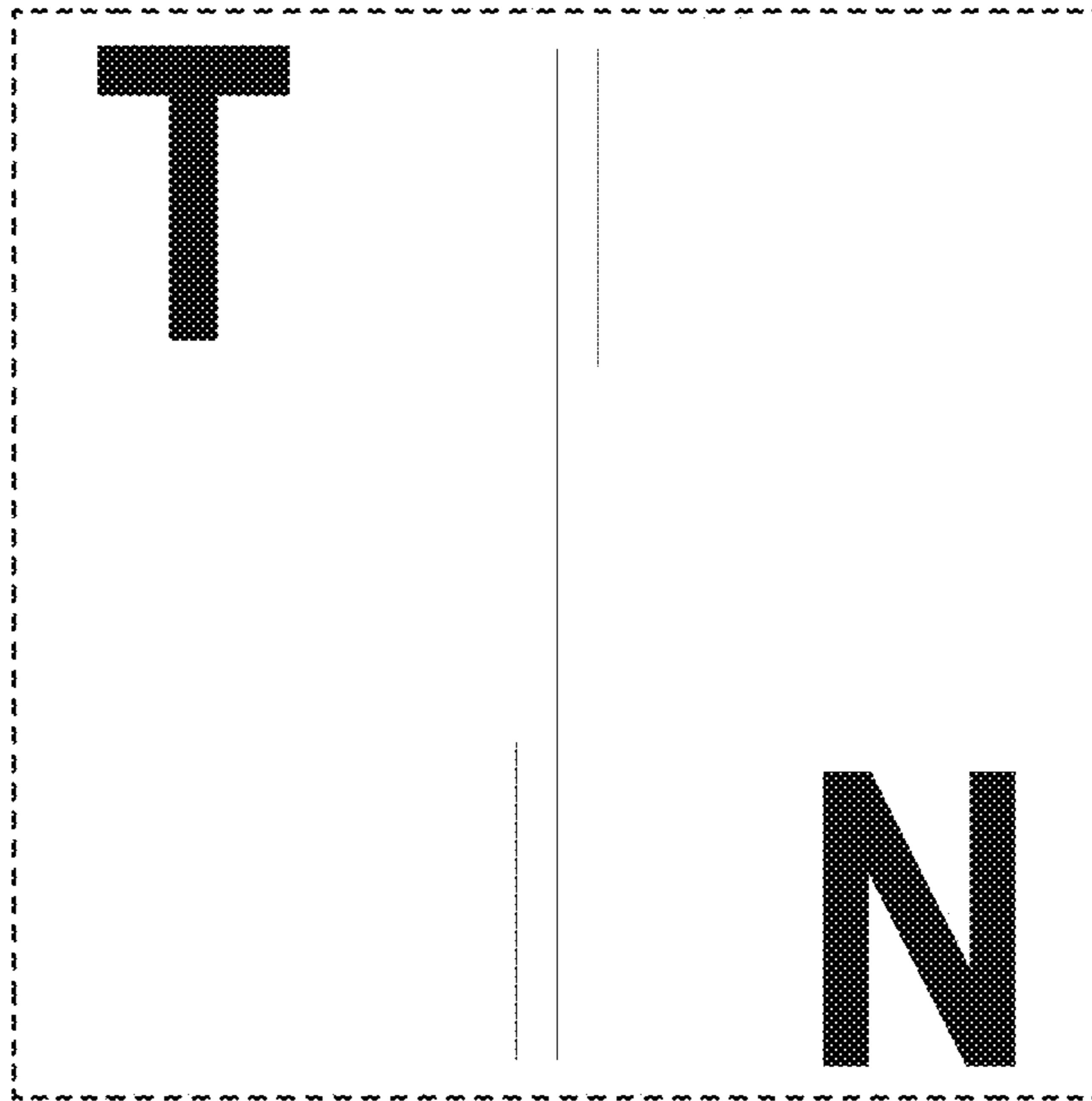


FIG. 4

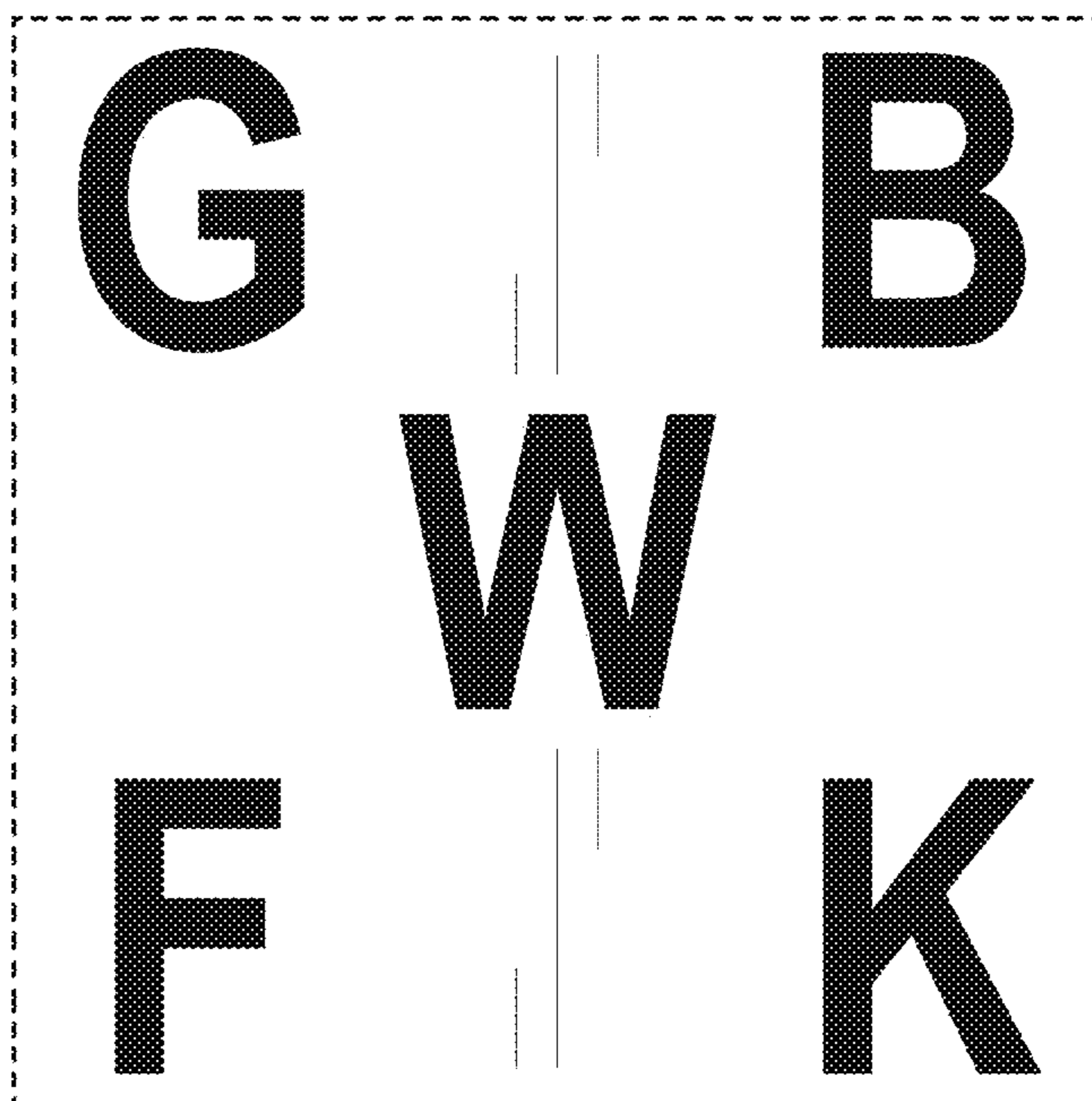


FIG. 5




FIG. 6




FIG. 7