

US00D966396S

(12) **United States Design Patent** (10) **Patent No.:** **US D966,396 S**
Takano (45) **Date of Patent:** **** Oct. 11, 2022**

(54) **INTERCHANGEABLE LENS FOR CAMERA**

(71) Applicant: **CANON KABUSHIKI KAISHA,**
Tokyo (JP)

(72) Inventor: **Seishiro Takano,** Tokyo (JP)

(73) Assignee: **Canon Kabushiki Kaisha,** Tokyo (JP)

(**) Term: **15 Years**

(21) Appl. No.: **29/744,450**

(22) Filed: **Jul. 29, 2020**

Related U.S. Application Data

(62) Division of application No. 35/507,100, filed on Nov. 14, 2018 (U.S. filing date under 35 U.S.C. 384), and having an international filing date of Nov. 14, 2018, now abandoned.

(30) **Foreign Application Priority Data**

May 15, 2018 (JP) 2018-010529

(51) **LOC (13) Cl.** **16-05**

(52) **U.S. Cl.**
USPC **D16/219**

(58) **Field of Classification Search**
USPC D16/134, 136, 200, 202-205, 218, 219,
D16/235, 242
CPC G03B 17/02; G03B 19/04; G03B 17/56;
G03B 17/04; G03B 15/03; G03B 17/14;
H04N 5/2251; H04N 5/2252; H04N
5/2253; H04N 5/2254; G02B 7/02; G02B
7/04; G02B 7/14
See application file for complete search history.

(56) **References Cited**

U.S. PATENT DOCUMENTS

D412,922 S * 8/1999 Sekine D16/134
D420,029 S * 2/2000 Kimura D16/134

D562,863 S * 2/2008 Yasutomi D16/134
D562,864 S * 2/2008 Yasutomi D16/134
D562,865 S * 2/2008 Yasutomi D16/134
D688,292 S * 8/2013 Koyama D16/219
D705,335 S 5/2014 Oikawa et al.
D726,240 S 4/2015 Oikawa et al.
D729,300 S * 5/2015 Ono D16/219
D745,590 S * 12/2015 Oh D16/219
D764,562 S * 8/2016 Kim D16/219
D783,700 S 4/2017 Tagawa et al.

(Continued)

FOREIGN PATENT DOCUMENTS

JP 1456035 11/2012
JP 1456461 11/2012

(Continued)

Primary Examiner — Bao-Yen T Nguyen

(74) *Attorney, Agent, or Firm* — Venable LLP

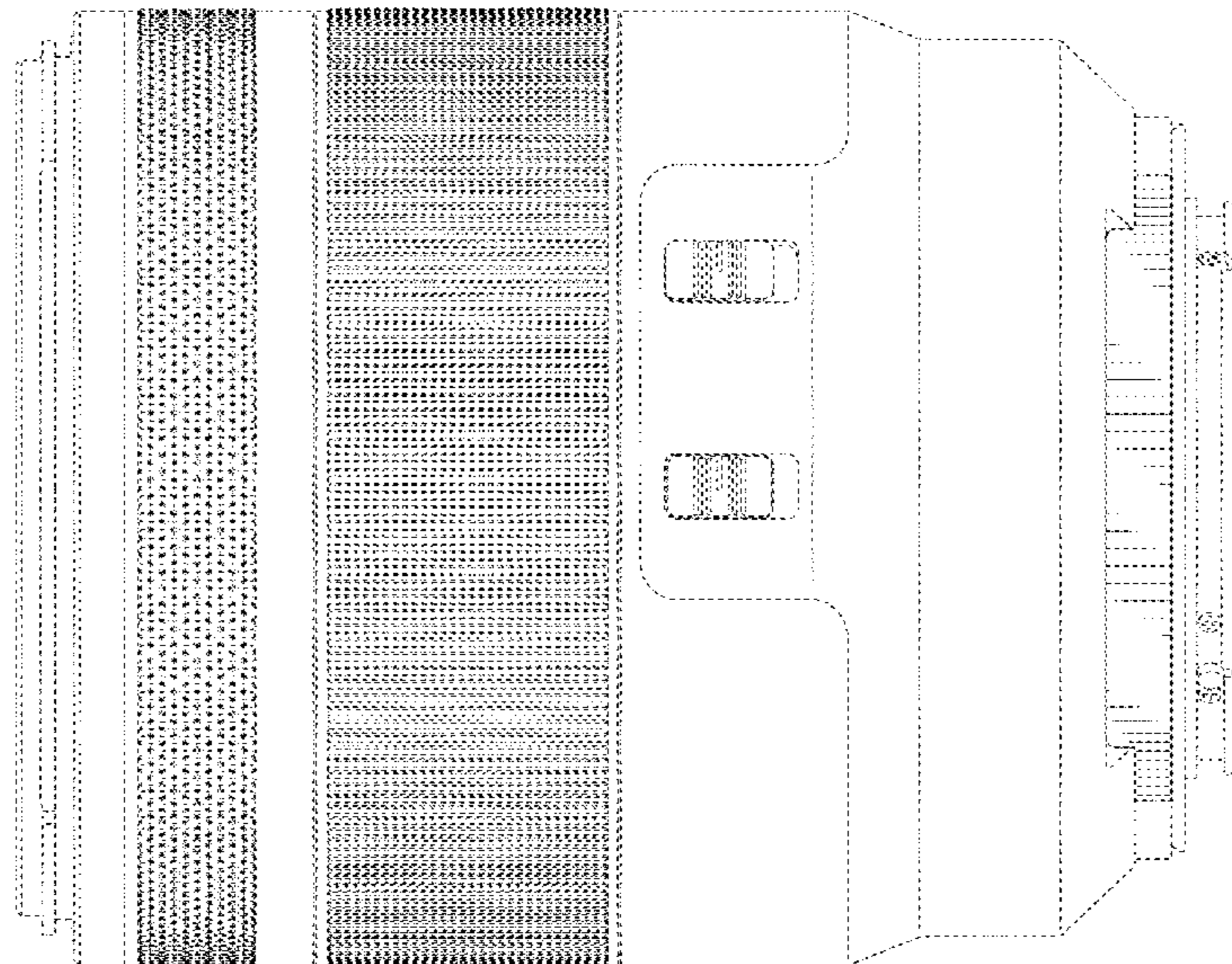
(57) **CLAIM**

The ornamental design for an interchangeable lens for camera, as shown and described.

DESCRIPTION

FIG. 1 is a Front view of an interchangeable lens for camera showing my new design;
FIG. 2 is a Back view thereof;
FIG. 3 is a Top view thereof;
FIG. 4 is a Bottom view thereof;
FIG. 5 is a Left view thereof;
FIG. 6 is a Right view thereof; and,
FIG. 7 is a Perspective view thereof.
The dashed broken lines show portions of the interchangeable lens for camera that form no part of the claimed design. The dashed-dotted broken lines define a boundary of the design that forms no part of the claimed design.

1 Claim, 7 Drawing Sheets



(56)

References Cited

U.S. PATENT DOCUMENTS

D786,954 S * 5/2017 Tagawa D16/219
D794,107 S * 8/2017 Tagawa D16/219
D801,409 S * 10/2017 Tsuge D16/219
D827,893 S * 9/2018 Kunzendorf D26/49
D881,261 S * 4/2020 Ikegame D16/219
D896,873 S * 9/2020 Lee D16/219
D904,492 S * 12/2020 Saito D16/219
D918,987 S * 5/2021 Mori D16/219

FOREIGN PATENT DOCUMENTS

JP 1456462 11/2012
JP 1456463 11/2012
JP 1456464 11/2012
JP 1456465 11/2012
JP 1555184 8/2016
JP 2016-126069 A 7/2017

* cited by examiner

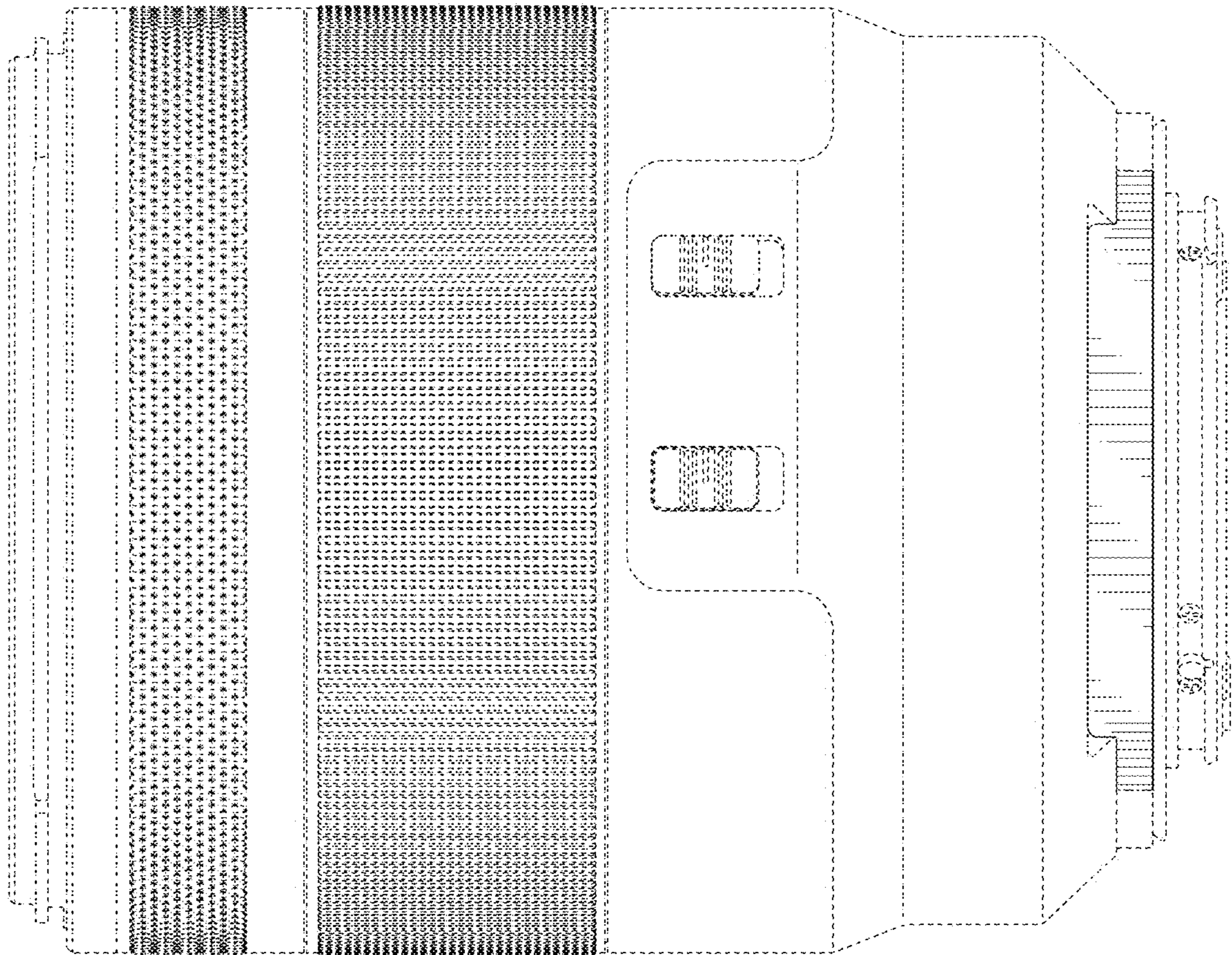


FIG. 1

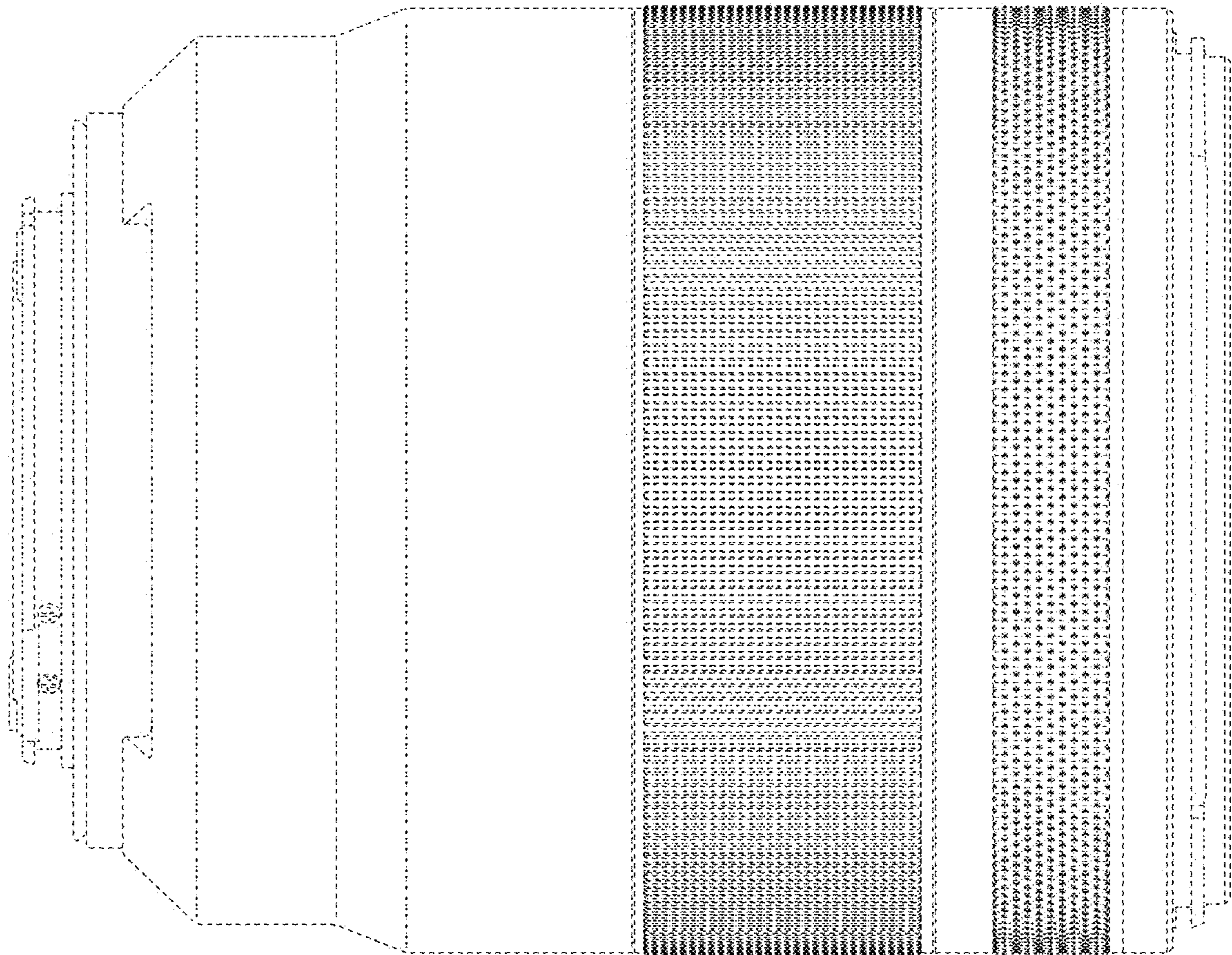


FIG. 2

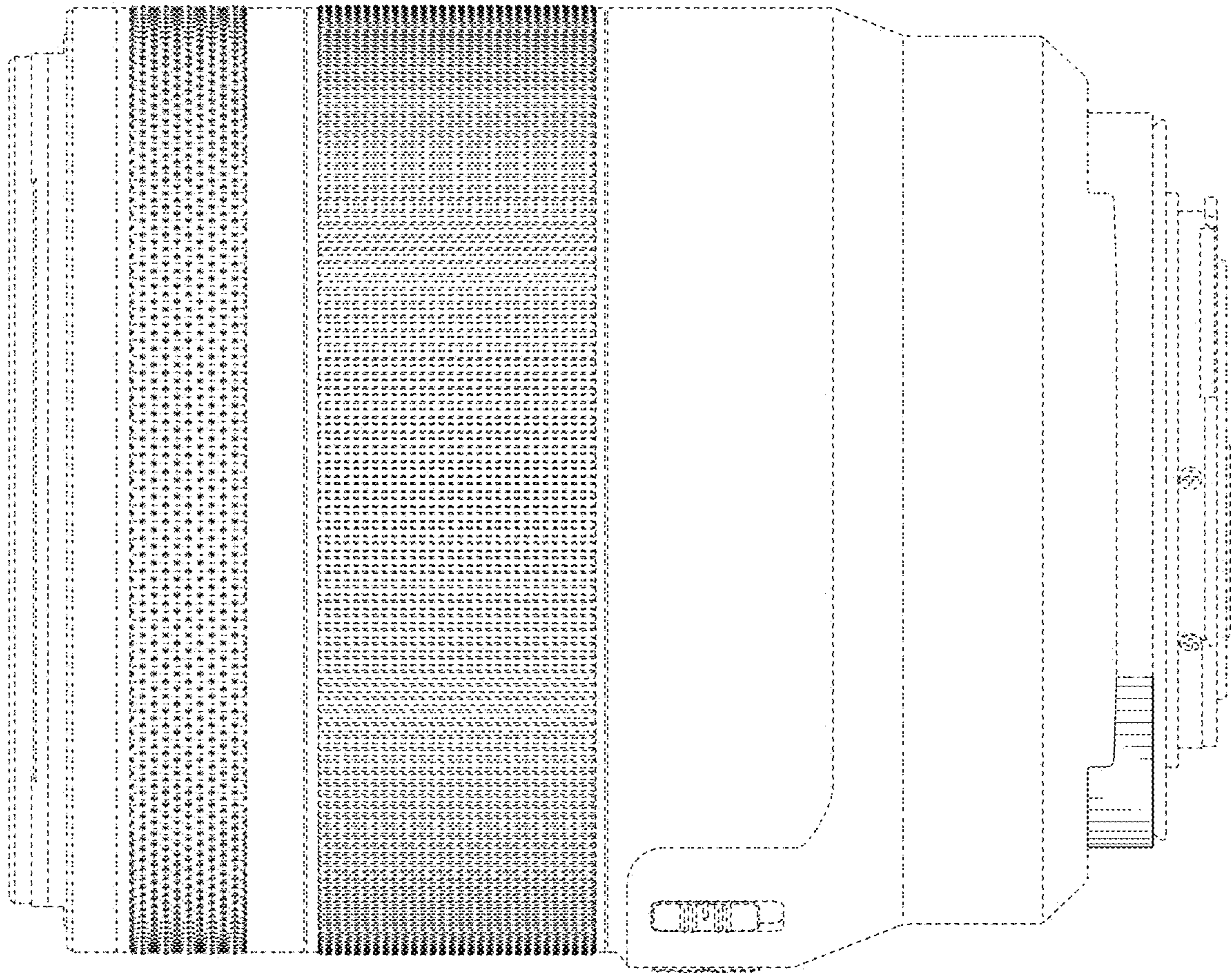


FIG. 3

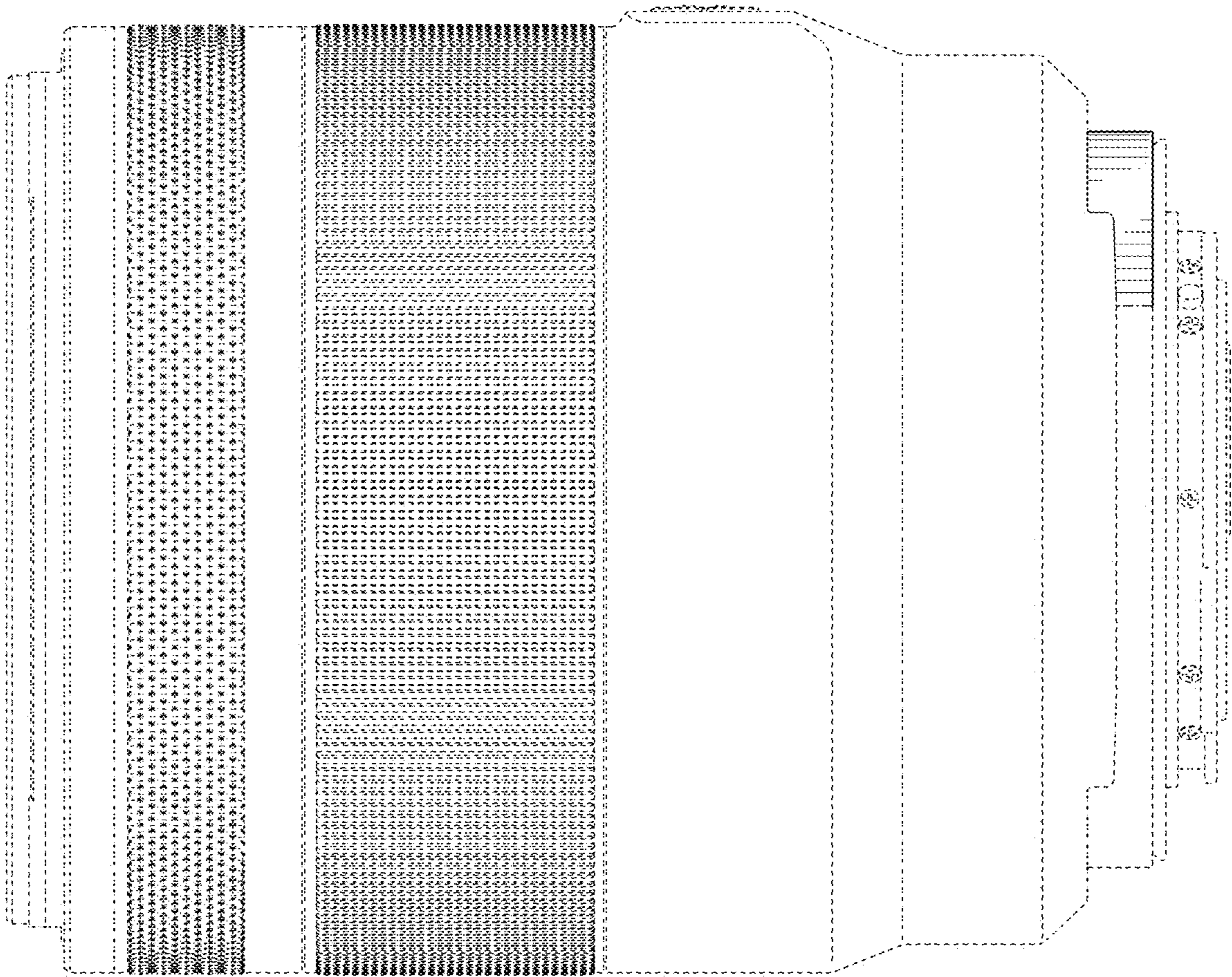


FIG. 4

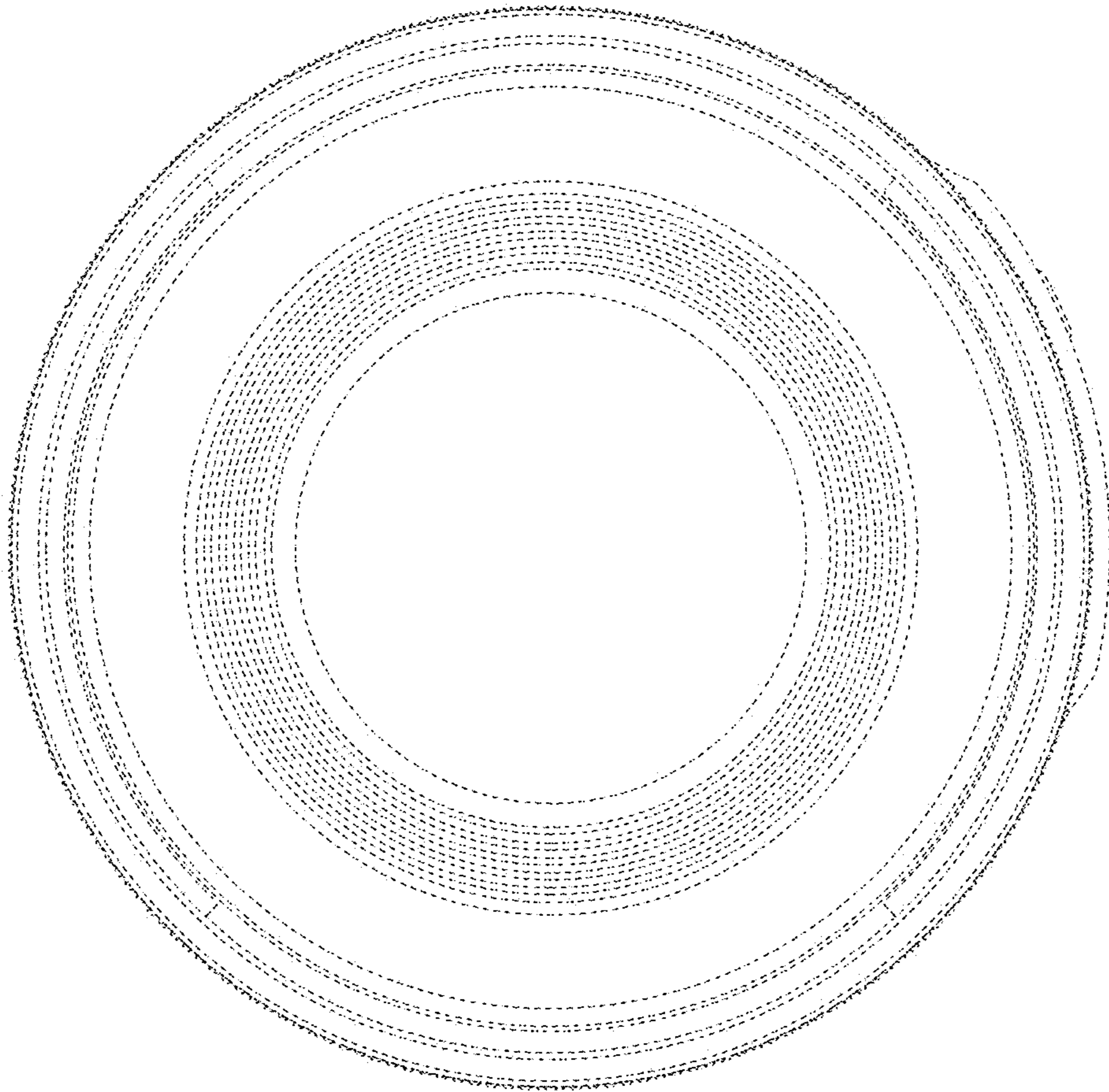


FIG. 5

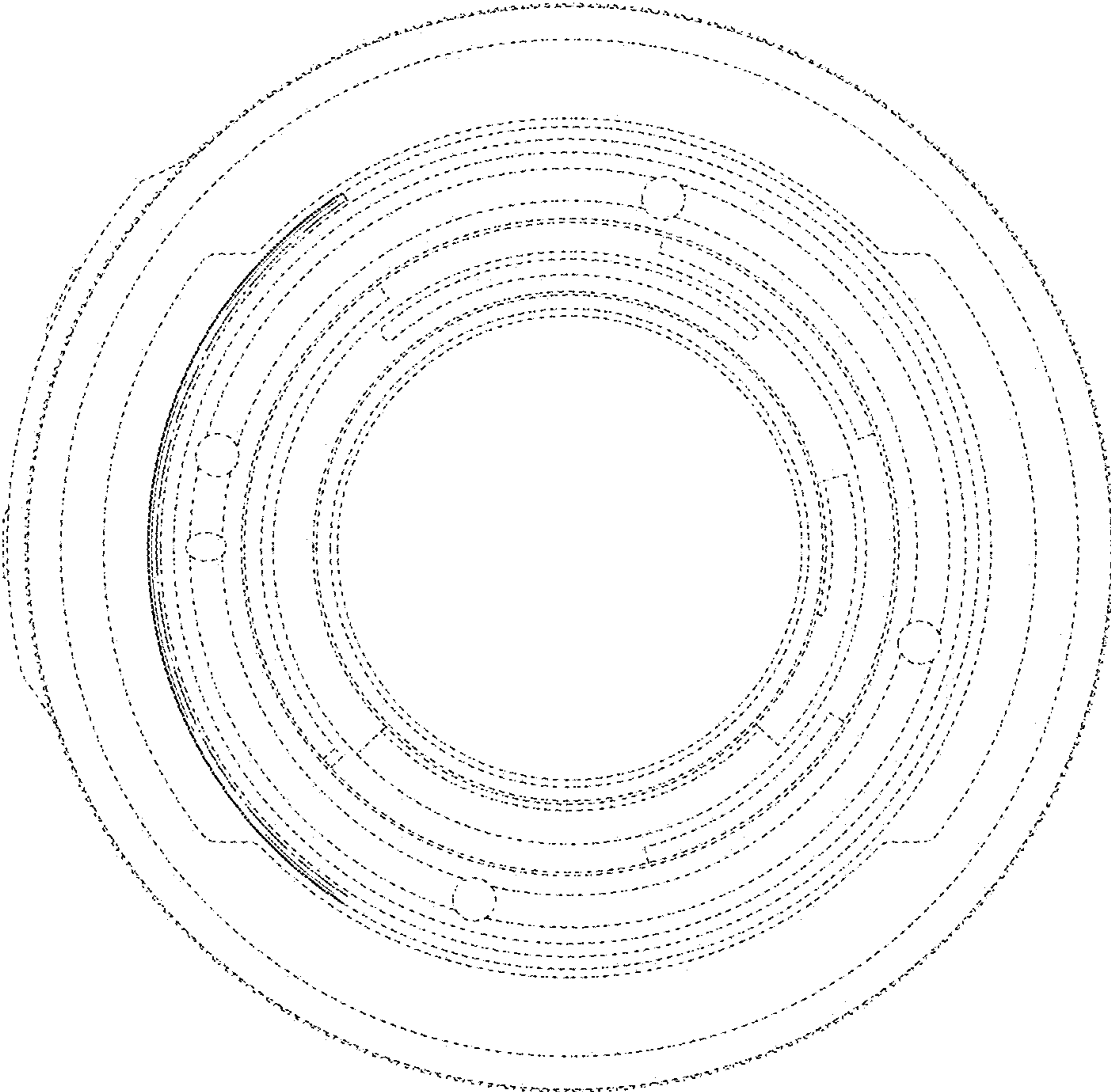


FIG. 6

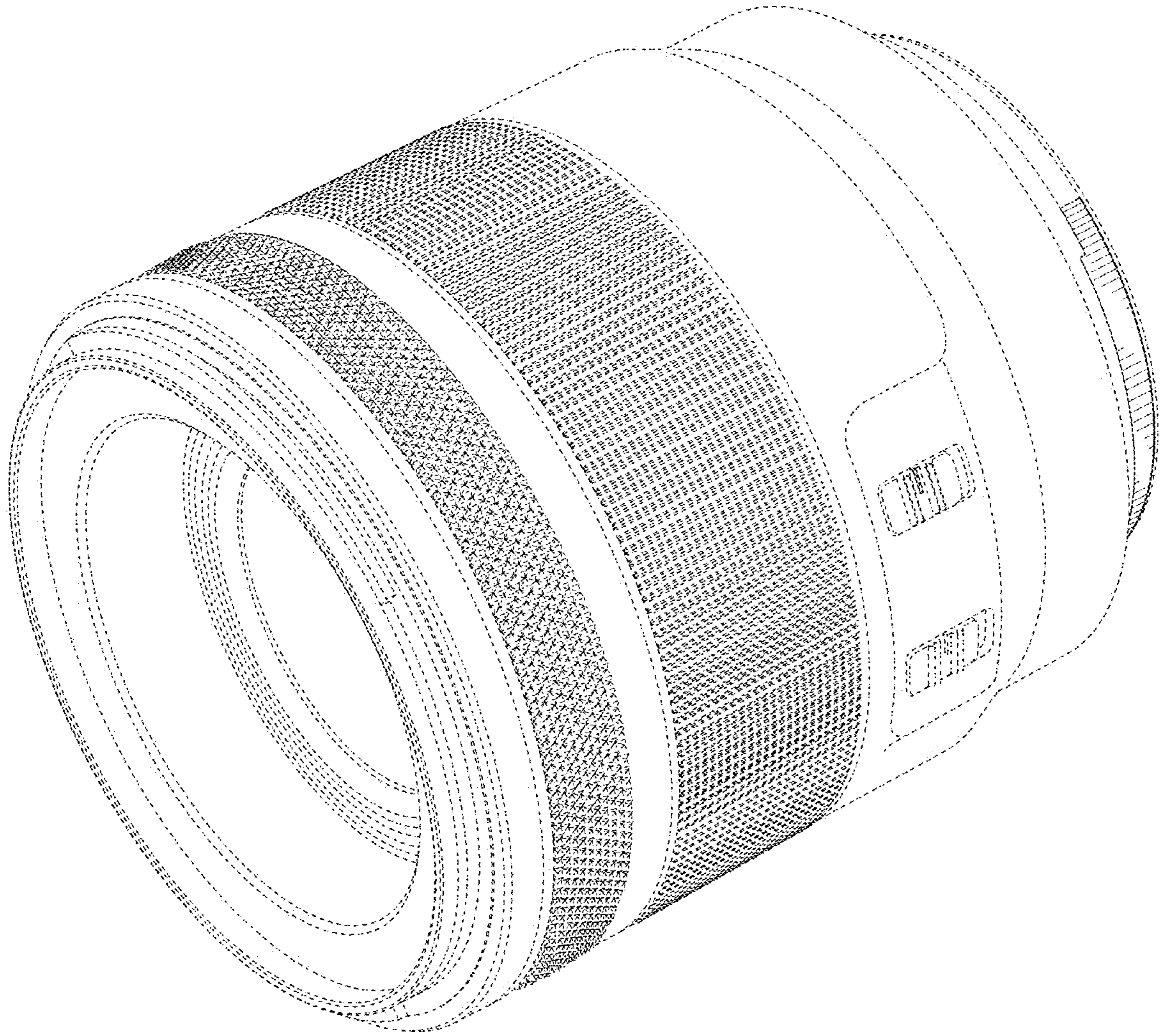


FIG. 7