



US00D966395S

(12) **United States Design Patent** (10) **Patent No.:** **US D966,395 S**  
**Takano** (45) **Date of Patent:** **\*\* Oct. 11, 2022**

(54) **INTERCHANGEABLE LENS FOR CAMERA**

(71) Applicant: **CANON KABUSHIKI KAISHA,**  
Tokyo (JP)

(72) Inventor: **Seishiro Takano,** Tokyo (JP)

(73) Assignee: **Canon Kabushiki Kaisha,** Tokyo (JP)

(\*\*) Term: **15 Years**

(21) Appl. No.: **29/744,439**

(22) Filed: **Jul. 29, 2020**

D562,863 S *	2/2008	Yasutomi .....	D16/134
D562,864 S *	2/2008	Yasutomi .....	D16/134
D562,865 S *	2/2008	Yasutomi .....	D16/134
D688,292 S *	8/2013	Koyama .....	D16/219
D705,335 S	5/2014	Oikawa et al.	
D726,240 S	4/2015	Oikawa et al.	
D729,300 S *	5/2015	Ono .....	D16/219
D745,590 S *	12/2015	Oh .....	D16/219
D764,562 S *	8/2016	Kim .....	D16/219
D783,700 S	4/2017	Tagawa et al.	
D786,954 S *	5/2017	Tagawa .....	D16/219
D794,107 S *	8/2017	Tagawa .....	D16/219
D801,409 S *	10/2017	Tsuge .....	D16/219
D827,893 S *	9/2018	Kunzendorf .....	D26/49
D881,261 S *	4/2020	Ikegame .....	D16/219
D896,873 S *	9/2020	Lee .....	D16/219

(Continued)

**Related U.S. Application Data**

(62) Division of application No. 35/507,100, filed on Nov. 14, 2018 (U.S. filing date under 35 U.S.C. 384), and having an international filing date of Nov. 14, 2018, now abandoned.

**Foreign Application Priority Data**

May 15, 2018 (JP) ..... 2018-010511

(51) **LOC (13) Cl.** ..... **16-05**

(52) **U.S. Cl.**  
USPC ..... **D16/219**

(58) **Field of Classification Search**  
USPC ..... D16/134, 136, 200, 202–205, 218, 219,  
D16/235, 242

CPC ..... G03B 17/02; G03B 19/04; G03B 17/56;  
G03B 17/04; G03B 15/03; G03B 17/14;  
H04N 5/2251; H04N 5/2252; H04N  
5/2253; H04N 5/2254; G02B 7/02; G02B  
7/04; G02B 7/14

See application file for complete search history.

(56) **References Cited**

**U.S. PATENT DOCUMENTS**

D412,922 S *	8/1999	Sekine .....	D16/134
D420,029 S *	2/2000	Kimura .....	D16/134

*Primary Examiner* — Bao-Yen T Nguyen

(74) *Attorney, Agent, or Firm* — Venable LLP

(57) **CLAIM**

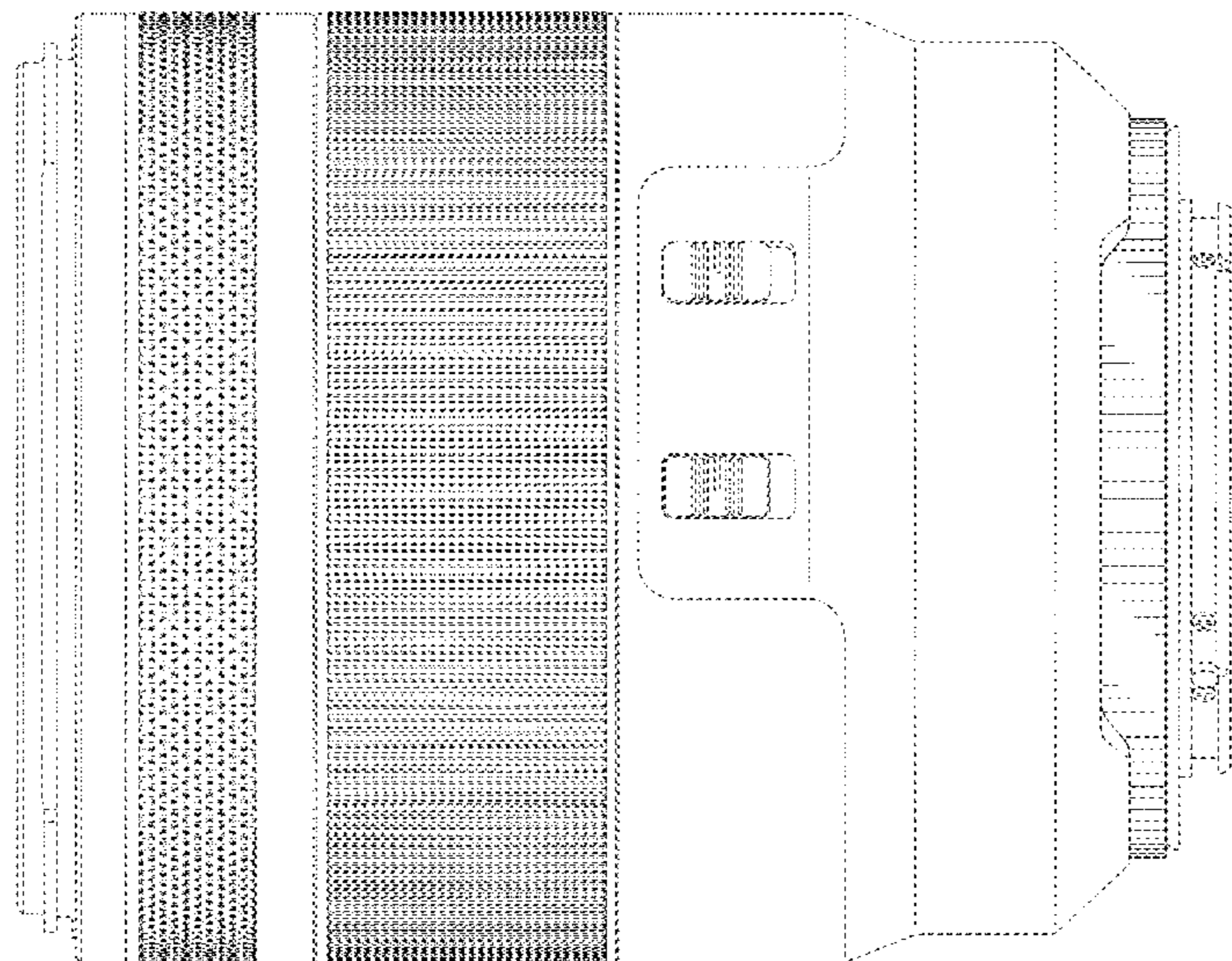
The ornamental design for an interchangeable lens for camera, as shown and described.

**DESCRIPTION**

FIG. 1 is a Front view of an interchangeable lens for camera showing my new design;  
FIG. 2 is a Back view thereof;  
FIG. 3 is a Top view thereof;  
FIG. 4 is a Bottom view thereof;  
FIG. 5 is a Left view thereof;  
FIG. 6 is a Right view thereof; and,  
FIG. 7 is a Perspective view thereof.

The dashed broken lines show portions of the interchangeable lens for camera that form no part of the claimed design. The dashed-dotted broken lines define a boundary of the design that forms no part of the claimed design.

**1 Claim, 7 Drawing Sheets**



(56)

**References Cited**

U.S. PATENT DOCUMENTS

D904,492 S \* 12/2020 Saito ..... D16/219  
D918,987 S \* 5/2021 Mori ..... D16/219

\* cited by examiner

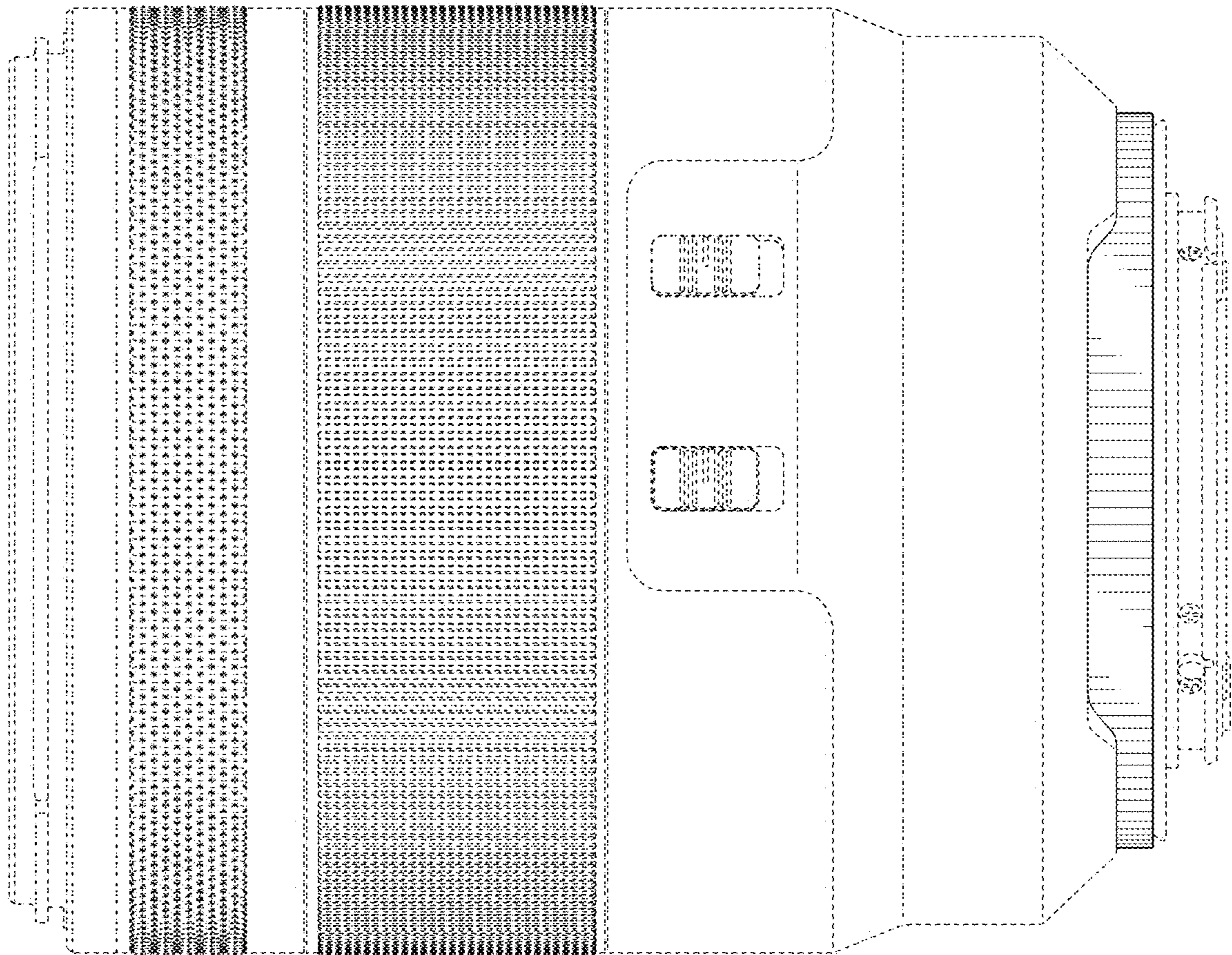


FIG. 1




FIG. 2

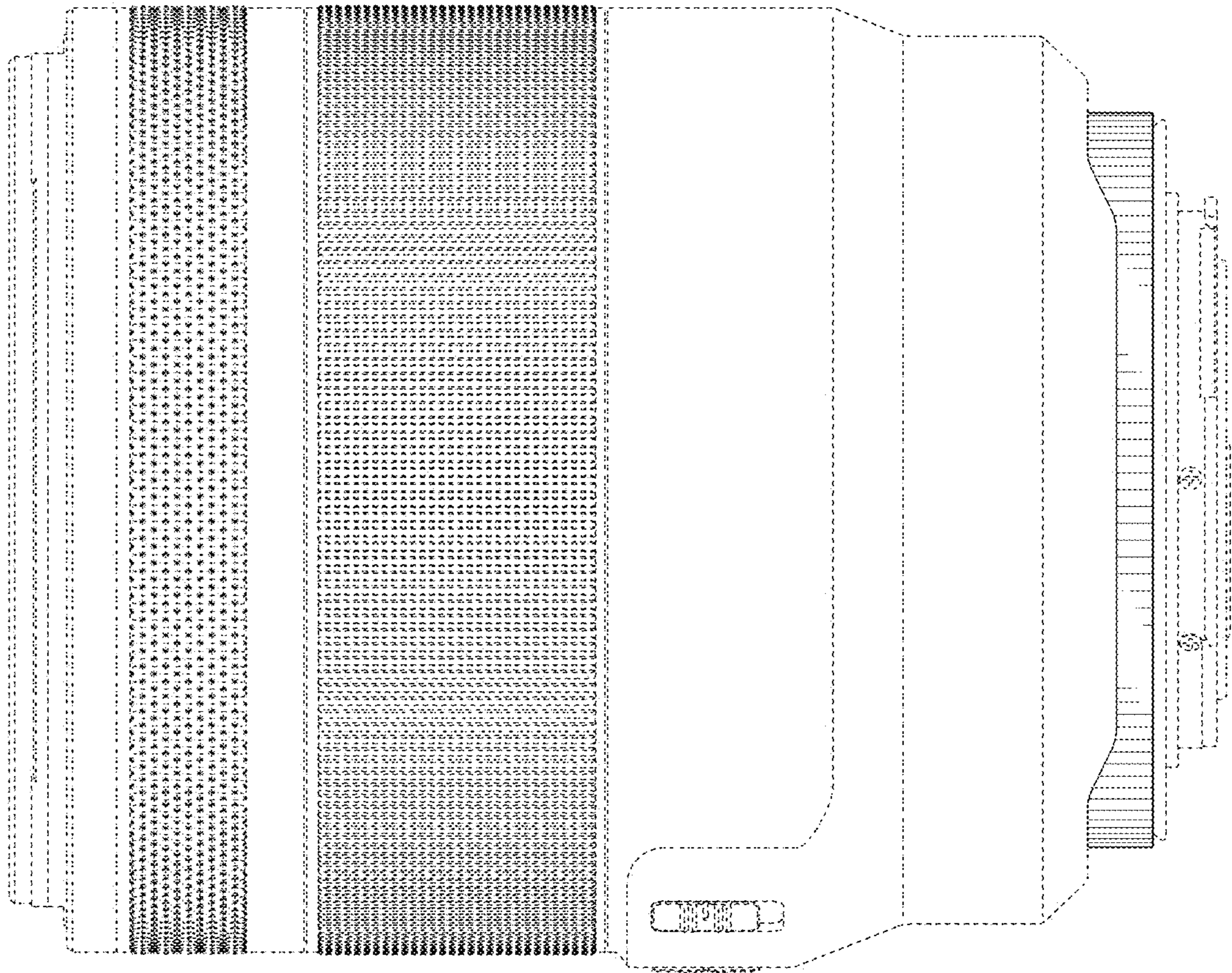


FIG. 3

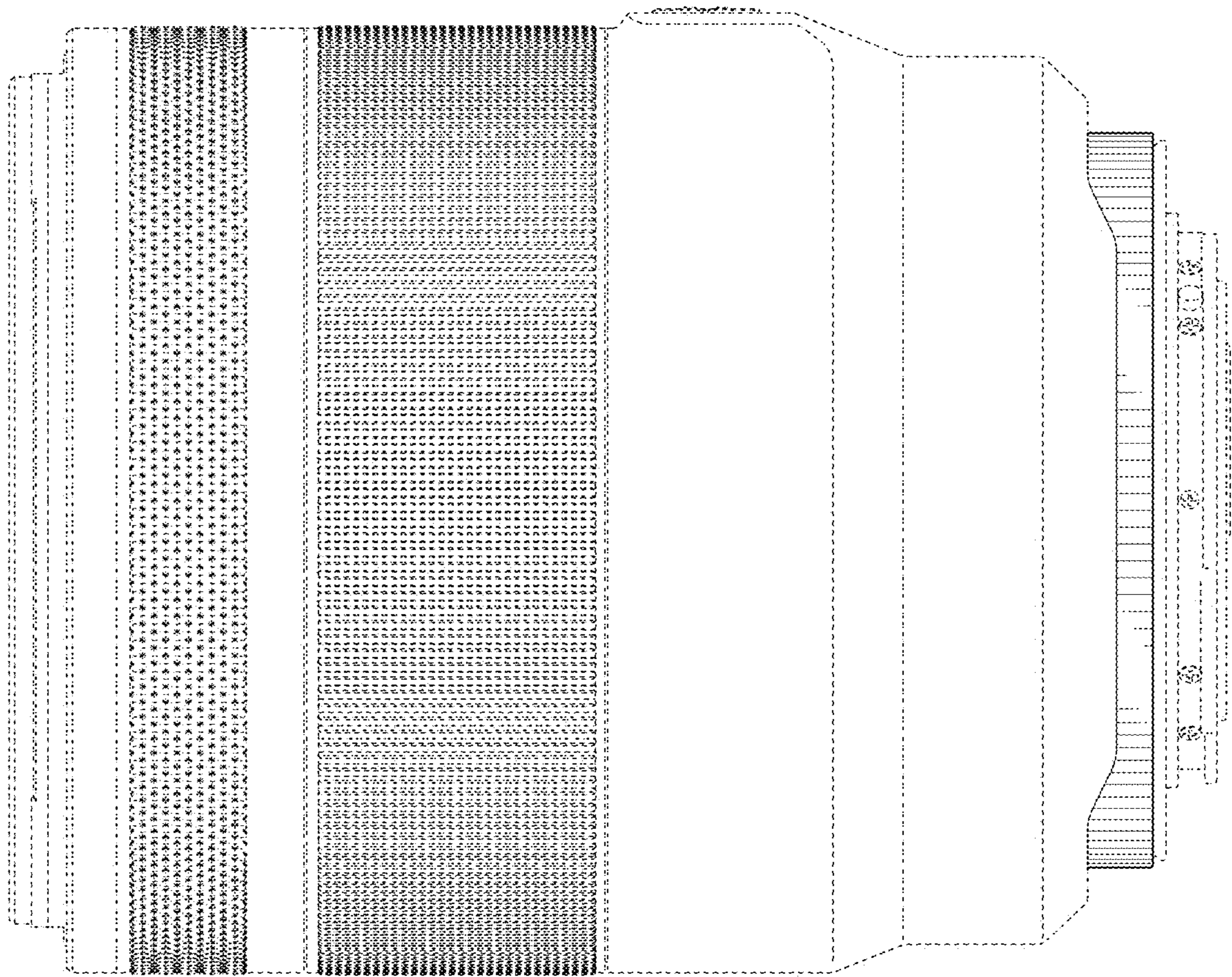
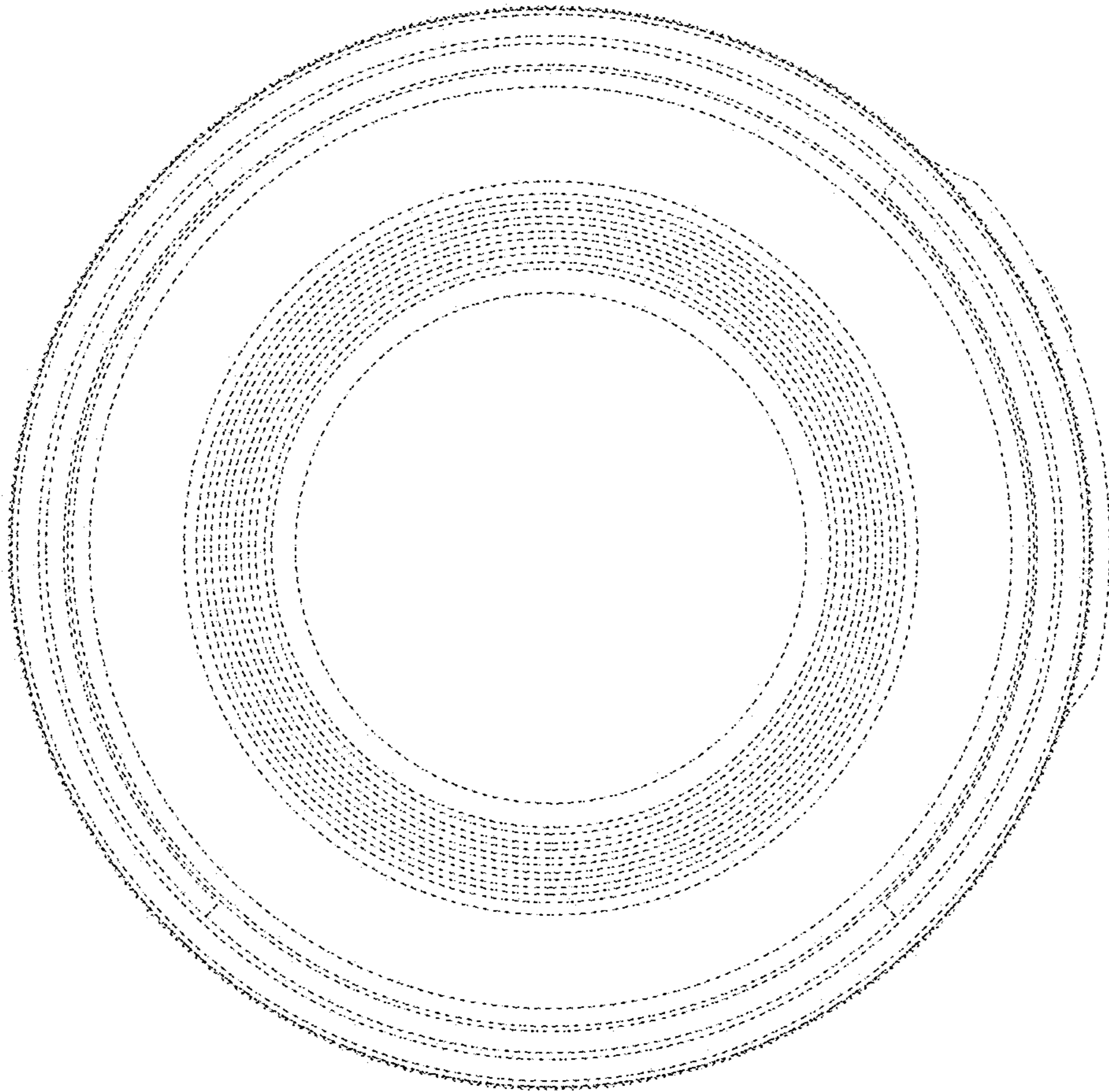
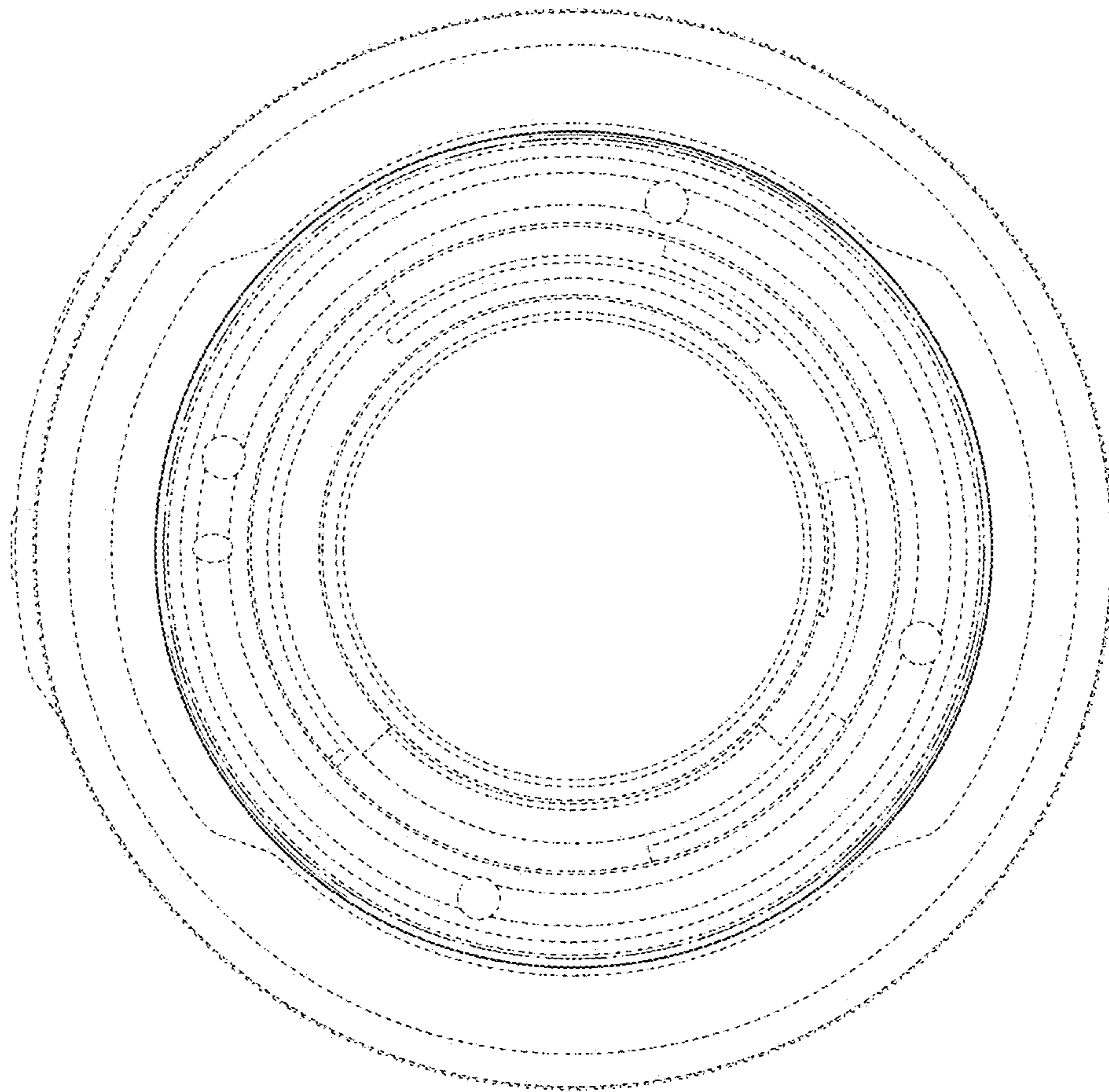


FIG. 4

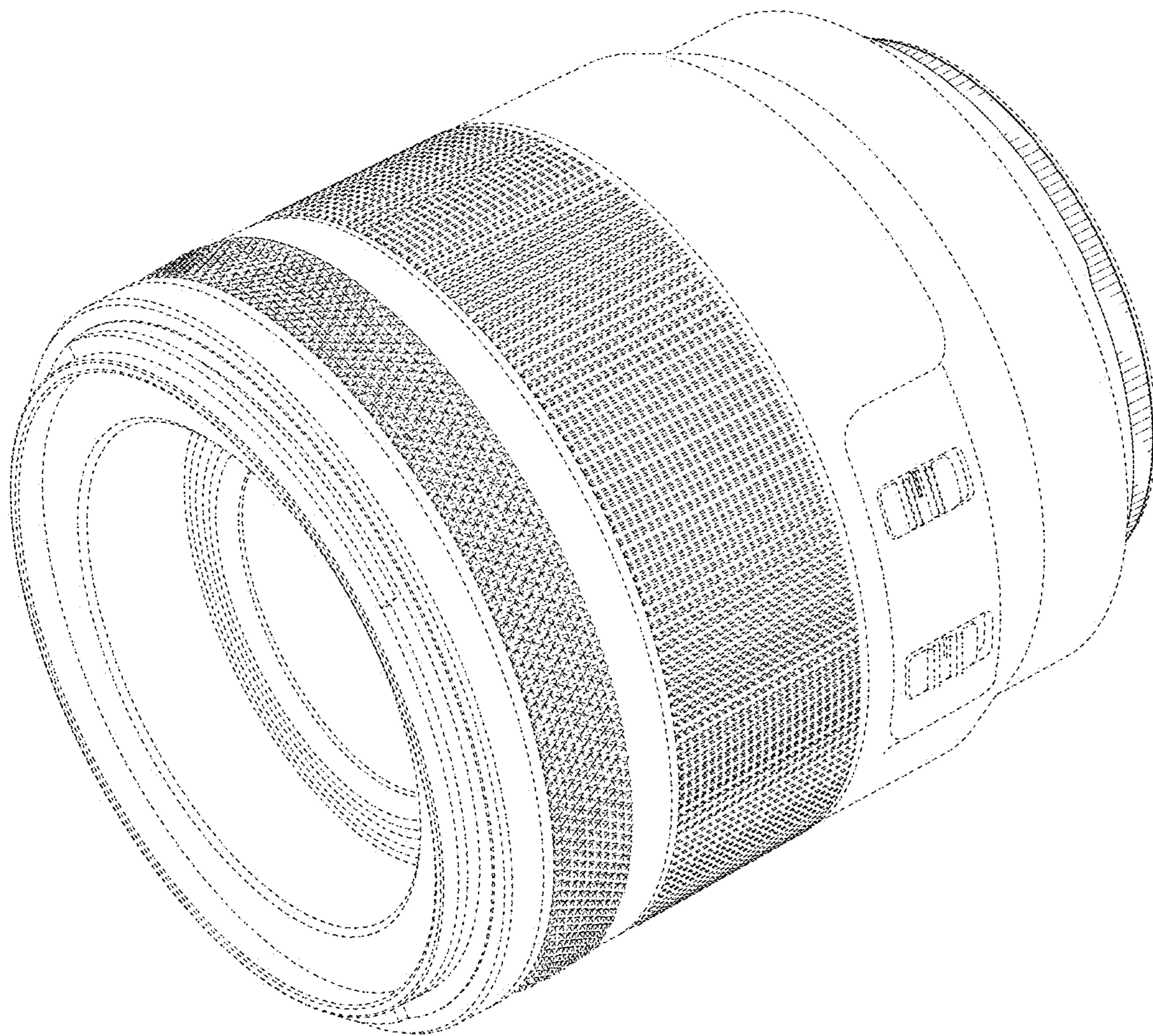


*FIG. 5*



**FIG. 6**





*FIG. 7*