



US00D966371S

(12) **United States Design Patent** (10) **Patent No.:** **US D966,371 S**  
**Smith et al.** (45) **Date of Patent:** **\*\* Oct. 11, 2022**

(54) **TRANSMISSION INTERMEDIATE PLATE**

D335,290 S 5/1993 Flotow  
5,323,740 A 6/1994 Daily et al.  
5,335,562 A 8/1994 Mastroianni et al.  
5,375,569 A 12/1994 Santella  
5,390,497 A 2/1995 Cottam  
D358,782 S 5/1995 Louwagie et al.  
5,421,216 A 6/1995 Stine  
5,492,034 A 2/1996 Bogema

(71) Applicant: **Eaton Cummins Automated Transmission Technologies, LLC**, Galesburg, MI (US)

(72) Inventors: **Timothy Scott Smith**, Paw Paw, MI (US); **David L. Wadas**, Kalamazoo, MI (US); **Judith G. Wright**, Galesburg, MI (US)

(Continued)

FOREIGN PATENT DOCUMENTS

(73) Assignee: **Eaton Cummins Automated Transmission Technologies, LLC**, Galesburg, MI (US)

CN 304483017 1/2018  
CN 304553505 3/2018

(Continued)

(\*\*) Term: **15 Years**

OTHER PUBLICATIONS

(21) Appl. No.: **29/705,723**

U.S. Office Action dated Aug. 20, 2020 (corresponding to U.S. Appl. No. 29/595,583).

(22) Filed: **Sep. 13, 2019**

(Continued)

(51) **LOC (13) Cl.** ..... **15-99**

(52) **U.S. Cl.**  
USPC ..... **D15/149**

(58) **Field of Classification Search**  
USPC ..... D15/1-5, 148, 149  
CPC ..... F16H 15/28; F16H 15/503; F16H 37/084;  
F16H 2037/0886

See application file for complete search history.

*Primary Examiner* — Michael C Stout  
*Assistant Examiner* — Fritzgerald L Butac  
(74) *Attorney, Agent, or Firm* — Harness, Dickey & Pierce, P.L.C.

(57) **CLAIM**

The ornamental design for a transmission intermediate plate, as shown and described.

(56) **References Cited**

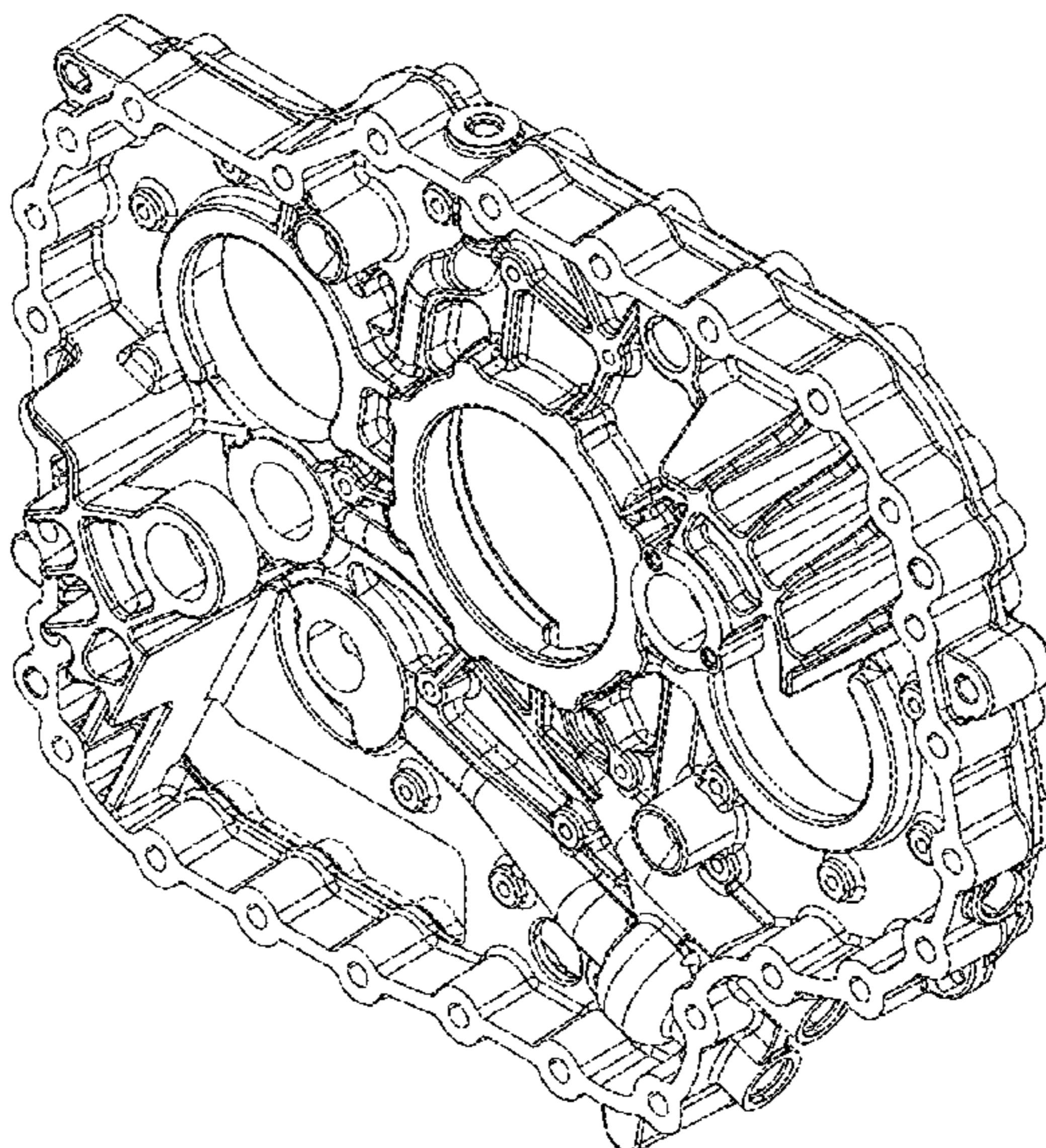
**DESCRIPTION**

U.S. PATENT DOCUMENTS

2,479,183 A 8/1949 Peterson et al.  
2,857,772 A 10/1958 Garnier et al.  
D195,488 S \* 6/1963 Sadler ..... D15/7  
3,572,167 A 3/1971 Bosko et al.  
3,600,963 A 8/1971 Portmann  
4,081,065 A 3/1978 Smyth et al.  
4,109,960 A 8/1978 Stinchfield  
4,361,060 A 11/1982 Smyth  
4,576,062 A 3/1986 Reppert et al.  
4,788,889 A 12/1988 Davis et al.  
5,085,303 A 2/1992 Frost

FIG. 1 is a front perspective view of the transmission intermediate plate;  
FIG. 2 is a front planar view thereof;  
FIG. 3 is a left side view thereof;  
FIG. 4 is a top view thereof;  
FIG. 5 is a right side view thereof;  
FIG. 6 is a bottom view thereof; and,  
FIG. 7 is a rear view thereof.

**1 Claim, 5 Drawing Sheets**



(56)

References Cited

FOREIGN PATENT DOCUMENTS

U.S. PATENT DOCUMENTS

5,513,603 A 5/1996 Ang et al.  
 5,517,876 A 5/1996 Genise et al.  
 5,577,588 A 11/1996 Raszkowski  
 D377,657 S 1/1997 Winters, Sr.  
 5,638,930 A 6/1997 Parsons  
 D403,004 S 12/1998 Kaye  
 5,910,068 A 6/1999 Krauss et al.  
 6,186,302 B1 2/2001 Drexl et al.  
 6,393,928 B1 5/2002 Watanabe  
 6,453,892 B1 9/2002 Plunkett et al.  
 6,591,705 B1 7/2003 Reik et al.  
 7,055,384 B2 6/2006 Williams et al.  
 D533,567 S 12/2006 D'Amico  
 D544,509 S \* 6/2007 Tiller ..... D12/126  
 7,441,533 B1 10/2008 Miller et al.  
 7,509,885 B2 3/2009 Gerlofs et al.  
 D604,347 S 11/2009 Wittenstein  
 D632,305 S 2/2011 Sargeant  
 D650,812 S 12/2011 Hsu et al.  
 8,413,545 B1 4/2013 Reid  
 8,833,321 B2 9/2014 Sands et al.  
 D722,630 S 2/2015 Hatano  
 9,133,892 B2 9/2015 Barnholt  
 D787,996 S 5/2017 Rode et al.  
 D795,296 S 8/2017 Luft et al.  
 D834,475 S 11/2018 Rode et al.  
 D845,197 S 4/2019 Wang  
 D866,625 S 11/2019 Born et al.  
 D873,318 S 1/2020 Andersson et al.  
 D877,221 S \* 3/2020 Monette ..... D15/150  
 D881,248 S \* 4/2020 Monette ..... D15/150  
 D886,878 S 6/2020 Jumper  
 D914,073 S 3/2021 Born  
 2001/0022245 A1 9/2001 Rogg  
 2002/0125094 A1 9/2002 Zimmermann et al.  
 2004/0069082 A1 4/2004 Koenig et al.  
 2004/0159522 A1 8/2004 Conrad et al.  
 2005/0029068 A1 2/2005 Koenig et al.  
 2005/0109141 A1 5/2005 DeVore et al.  
 2005/0217966 A1 10/2005 Hornbrook et al.  
 2006/0113156 A1 6/2006 McCutcheon et al.  
 2006/0116232 A1 6/2006 McCutcheon  
 2006/0185456 A1 8/2006 Gerlofs et al.  
 2006/0213300 A1 9/2006 Petzold et al.  
 2006/0219033 A1 10/2006 Gitt  
 2007/0107545 A1 5/2007 Seipold  
 2007/0155572 A1 7/2007 Sugano  
 2008/0173273 A1 7/2008 Cunningham  
 2009/0038579 A1 2/2009 Shieh et al.  
 2010/0133056 A1 6/2010 McCutcheon et al.  
 2011/0214522 A1 9/2011 Sporleder et al.  
 2011/0256976 A1 10/2011 Burgbacher et al.  
 2011/0314943 A1 12/2011 Brandenburg  
 2012/0157258 A1 6/2012 Meyer et al.  
 2013/0139643 A1 6/2013 Reid  
 2013/0315707 A1 11/2013 Spanel et al.  
 2013/0333908 A1 12/2013 Lennartz et al.  
 2014/0090499 A1 4/2014 Fernandez  
 2014/0163829 A1 6/2014 Yoon et al.  
 2015/0126321 A1 5/2015 Mittelberger et al.  
 2015/0226295 A1 8/2015 Forsberg  
 2015/0267778 A1 9/2015 Peterson et al.  
 2017/0350494 A1 12/2017 Weule  
 2018/0178798 A1 6/2018 Peterson et al.  
 2018/0178803 A1 6/2018 Kawale et al.  
 2018/0178804 A1 6/2018 Kawale et al.  
 2018/0180148 A1 6/2018 Peterson et al.  
 2018/0180149 A1 6/2018 Peterson et al.  
 2018/0180166 A1 6/2018 Peterson et al.  
 2018/0180167 A1 6/2018 Peterson et al.  
 2018/0180168 A1 6/2018 Peterson et al.  
 2018/0180500 A1 6/2018 Hawarden et al.  
 2018/0306305 A1 10/2018 Braun et al.  
 2019/0353210 A1 11/2019 Custer et al.

CN 304553981 3/2018  
 CN 304593000 4/2018  
 CN 304593001 4/2018  
 DE 10334628 A1 8/2004  
 EM 004168748-0001 9/2017  
 EM 004168748-0002 9/2017  
 EM 004168748-0003 9/2017  
 EM 004168748-0004 9/2017  
 EM 004168748-0005 9/2017  
 EM 004168748-0006 9/2017  
 EM 004168748-0007 9/2017  
 EM 004168748-0008 9/2017  
 EM 004168748-0009 9/2017  
 EM 004168748-0010 9/2017  
 EM 004168748-0011 9/2017  
 EM 004168748-0012 9/2017  
 EM 004169035-0001 9/2017  
 EM 004169035-0002 9/2017  
 EM 004169035-0003 9/2017  
 EM 004169035-0004 9/2017  
 EM 004169035-0005 9/2017  
 EM 004169035-0006 9/2017  
 EM 004169035-0007 9/2017  
 EM 004169035-0008 9/2017  
 EM 004169035-0009 9/2017  
 EM 004169035-0010 9/2017  
 EM 004169035-0011 9/2017  
 EM 004169035-0012 9/2017  
 EM 004169035-0013 9/2017  
 EM 004169167-0001 9/2017  
 EM 004169167-0002 9/2017  
 EM 004169167-0003 9/2017  
 EM 004169167-0004 9/2017  
 EM 004169167-0005 9/2017  
 EM 004169167-0006 9/2017  
 EM 004169167-0007 9/2017  
 EM 004169167-0008 9/2017  
 EM 004169167-0009 9/2017  
 EM 004169167-0010 9/2017  
 EM 004169167-0011 9/2017  
 EM 004169167-0012 9/2017  
 EM 004169167-0013 9/2017  
 EM 004169167-0014 9/2017  
 EM 004169167-0015 9/2017  
 EM 004169167-0016 9/2017  
 EM 004162212-0001 10/2017  
 EM 004162212-0002 10/2017  
 EM 004162212-0003 10/2017  
 EM 004162212-0004 10/2017  
 EM 004162212-0005 10/2017  
 EM 004162212-0006 10/2017  
 EP 1837560 A2 9/2007  
 JP 2012219972 A 11/2012  
 WO 2013068175 A1 5/2013  
 WO 2018112304 A1 6/2018  
 WO 2018118124 A1 6/2018  
 WO 2018118125 A1 6/2018  
 WO 2018118126 A1 6/2018  
 WO 2018118127 A1 6/2018  
 WO 2018118128 A1 6/2018  
 WO 2018118129 A1 6/2018  
 WO 2018118130 A1 6/2018  
 WO 2018118131 A1 6/2018  
 WO 2018118132 A1 6/2018  
 WO 2018119396 A1 6/2018

OTHER PUBLICATIONS

U.S. Appl. No. 29/595,580, filed Feb. 28, 2017, Gregory Joseph Born.  
 U.S. Appl. No. 29/595,583, filed Feb. 28, 2017, Gregory Joseph Born.  
 U.S. Appl. No. 29/595,584, filed Feb. 28, 2017, Daniel Alan Monette.  
 U.S. Appl. No. 29/705,787, filed Sep. 16, 2019, Daniel Alan Monette.

(56)

**References Cited**

OTHER PUBLICATIONS

U.S. Appl. No. 29/595,582, filed Feb. 28, 2017, Gregory Joseph Born.

U.S. Appl. No. 29/705,621, filed Sep. 13, 2019, Timothy Scott Smith.

U.S. Appl. No. 29/705,720, filed Sep. 13, 2019, Timothy Scott Smith.

U.S. Appl. No. 29/705,725, filed Sep. 13, 2019, Timothy Scott Smith.

U.S. Notice of Allowance dated Sep. 30, 2020 (corresponding to U.S. Appl. No. 29/705,621).

U.S. Office Action (Election-Restriction Requirement) dated Oct. 6, 2020 (corresponding to U.S. Appl. No. 29/705,720).

U.S. Office Action (Election-Restriction Requirement) dated Feb. 21, 2020 (corresponding to U.S. Appl. No. 29/595,580).

Notice of Allowance dated Mar. 12, 2021 (corresponding to U.S. Appl. No. 29/768,782).

\* cited by examiner

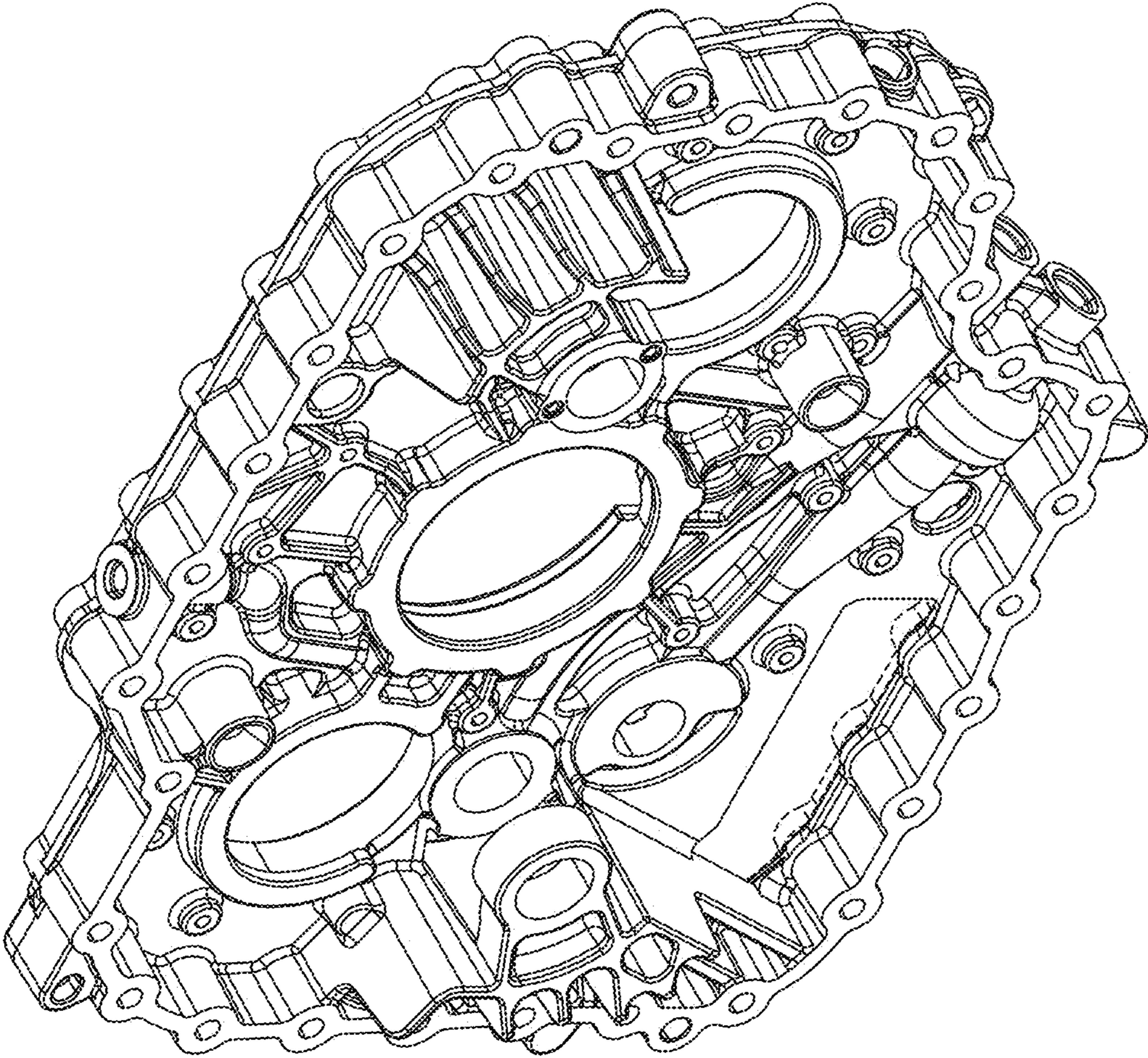


FIG. 1

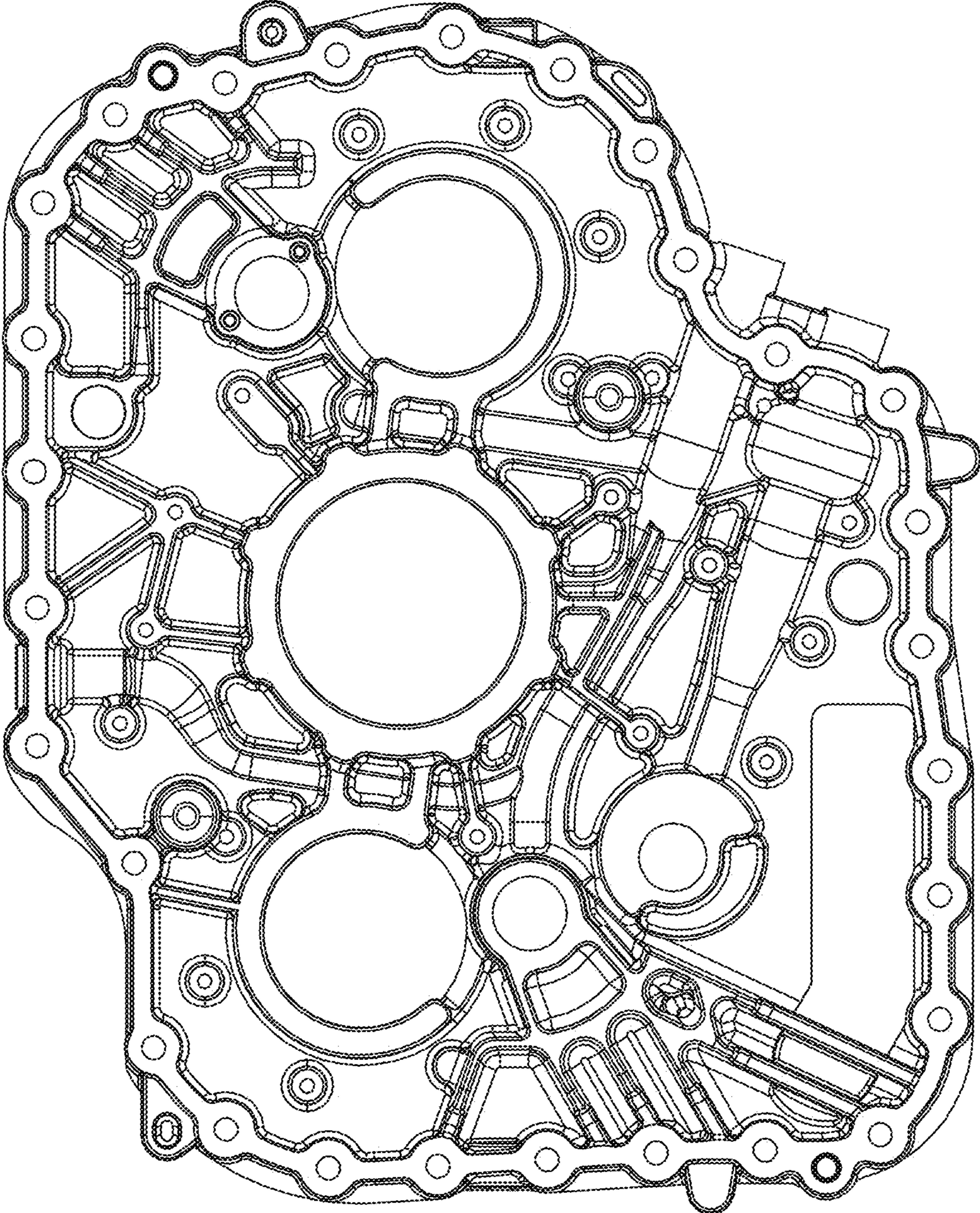


FIG. 2

FIG. 4

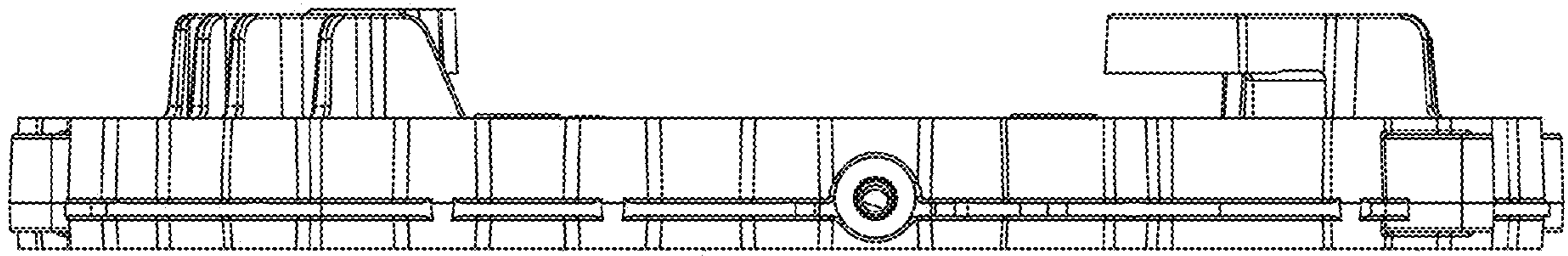


FIG. 3

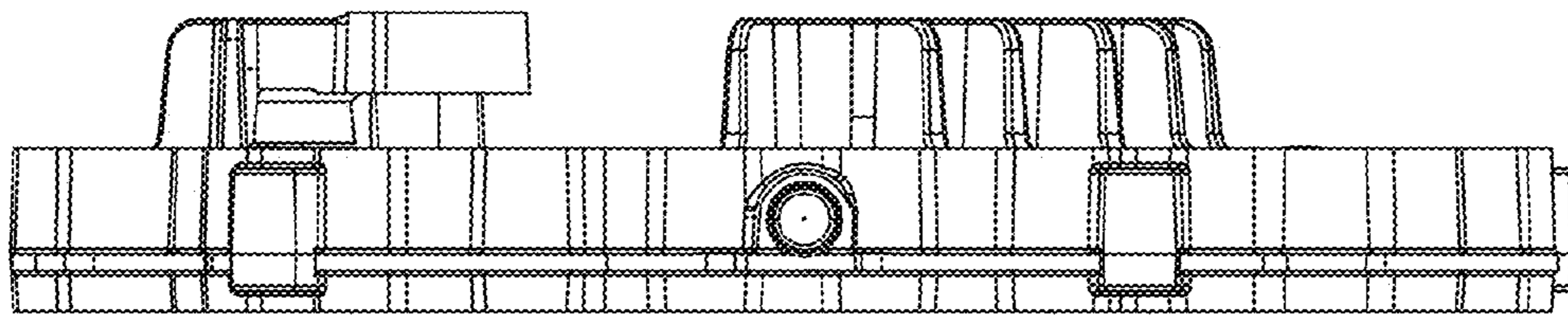


FIG. 6

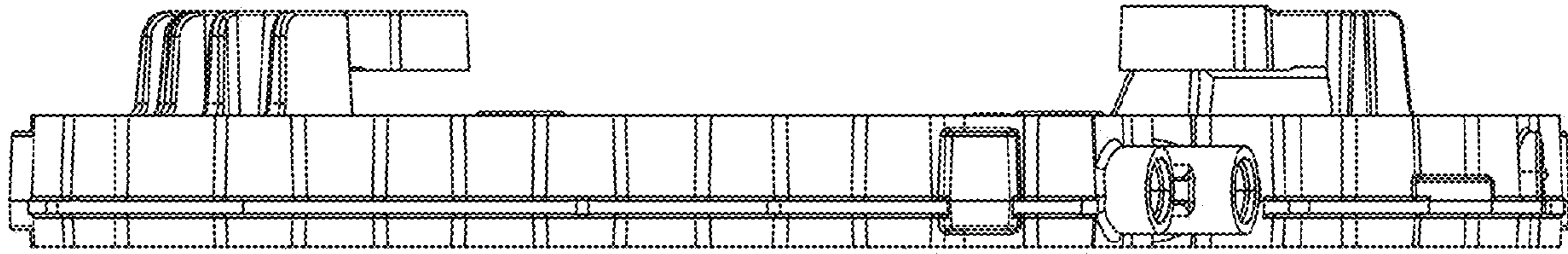
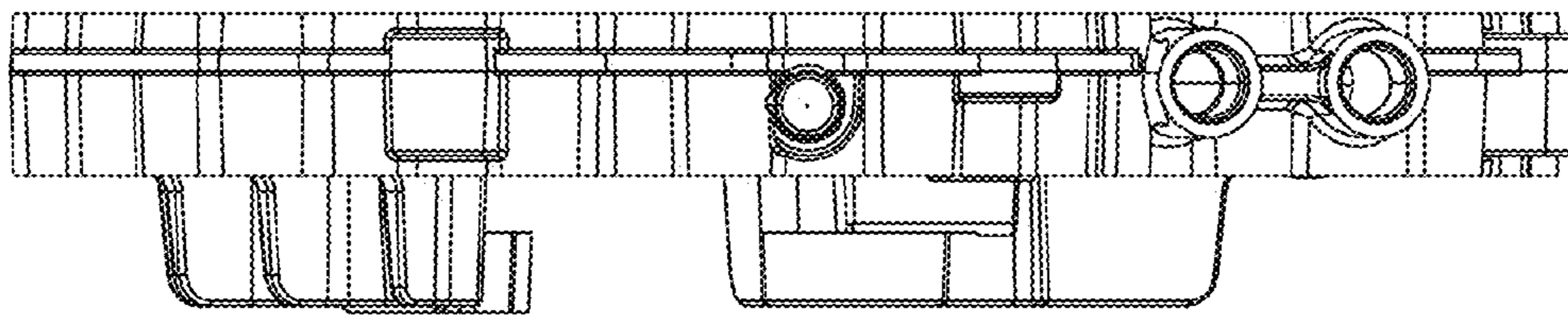


FIG. 5



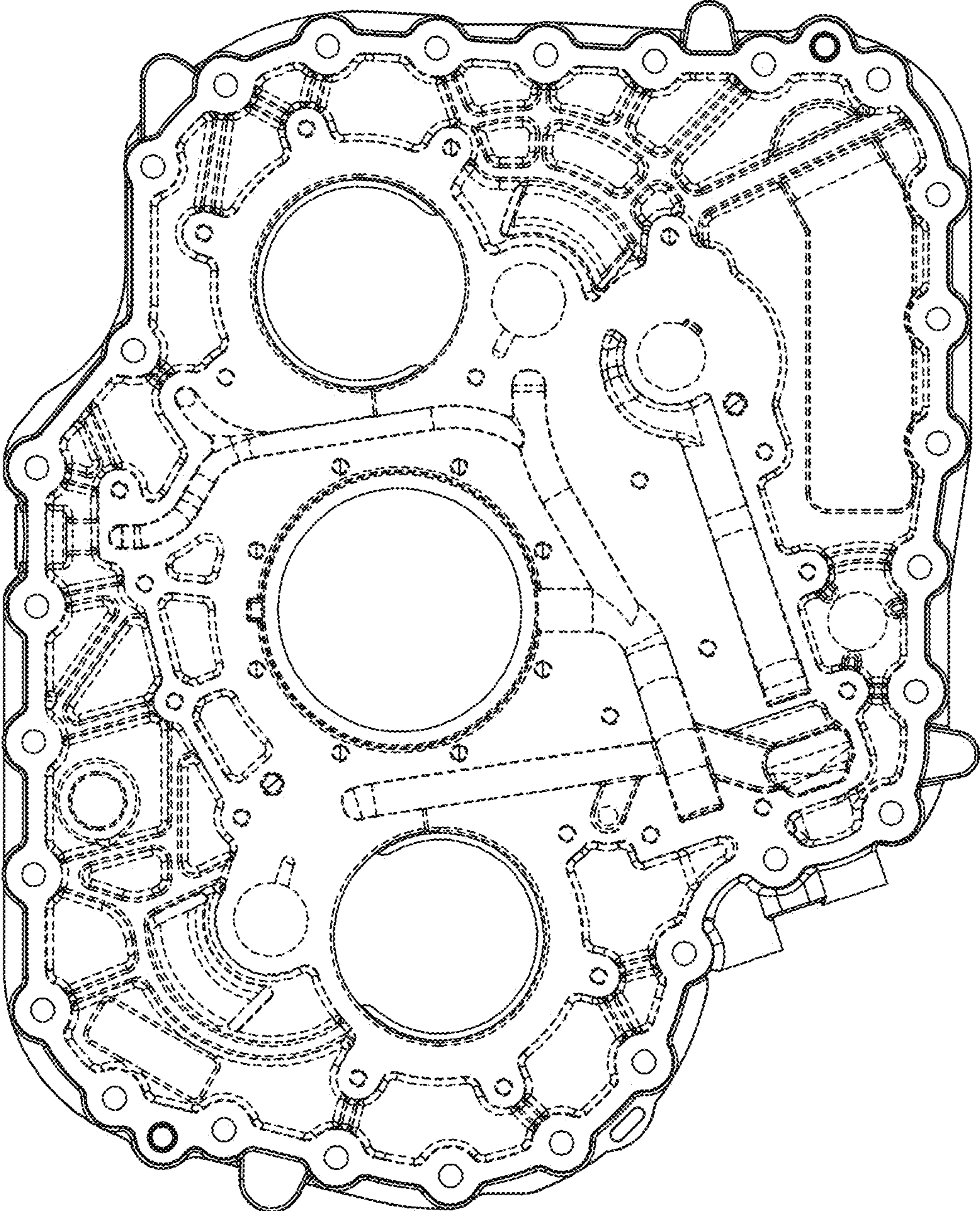


FIG. 7