



US00D966364S

(12) **United States Design Patent** (10) **Patent No.:** **US D966,364 S**
Singh (45) **Date of Patent:** **** Oct. 11, 2022**

(54) **VORTEX TUBE**

FOREIGN PATENT DOCUMENTS

(71) Applicant: **Nex Flow Air Products Corp.**,
Richmond Hill (CA)

WO WO-2010045707 A1 * 4/2010 F25B 9/04
WO WO-2021012045 A1 * 1/2021 F25B 9/04

(72) Inventor: **Amanjot Singh**, Brampton (CA)

* cited by examiner

(**) Term: **15 Years**

Primary Examiner — Richard E Chilcot

(21) Appl. No.: **35/511,492**

(74) *Attorney, Agent, or Firm* — Faegre Drinker Biddle & Reath LLP

(22) Filed: **Sep. 4, 2020**

(80) **Hague Agreement Data**

(57) **CLAIM**

Int. Filing Date: **Sep. 4, 2020**

Int. Reg. No.: **DM/210953**

Int. Reg. Date: **Sep. 4, 2020**

Int. Reg. Pub. Date: **Mar. 5, 2021**

The ornamental design for vortex tube, as shown and described.

(51) **LOC (13) Cl.** **15-09**

(52) **U.S. Cl.**

USPC **D15/144**

CPC **F25B 9/04** (2013.01)

DESCRIPTION

(58) **Field of Classification Search**

USPC D15/144–144.2; 219/137.61, 137.42,
219/137.2, 74, 230, 121.49

CPC H05K 7/20127; H05K 7/20545; F25B 9/04

See application file for complete search history.

1.1 : Perspective

1.2 : Front

1.3 : Rear

1.4 : Left

1.5 : Right

1.6 : Top

1.7 : Bottom

In the reproductions, the broken lines are for the purpose of illustrating portions of the vortex tube that form no part of the claimed design.

(56) **References Cited**

U.S. PATENT DOCUMENTS

D500,773 S * 1/2005 Colson D15/144

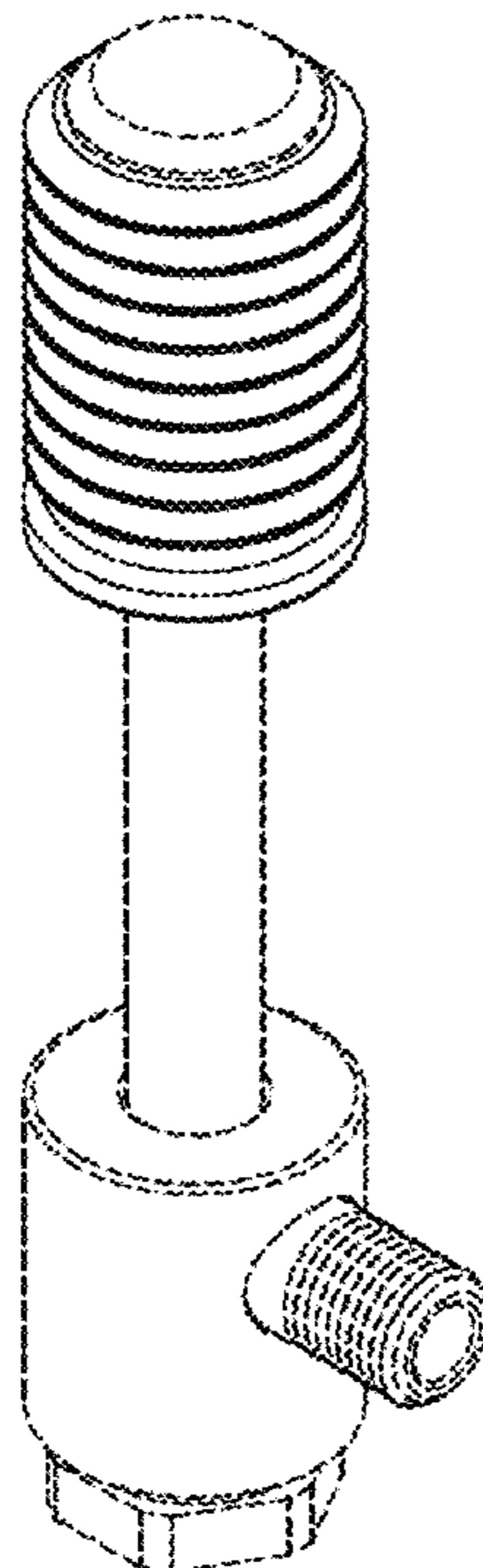
D869,915 S * 12/2019 Seeuwen D7/669

2011/0252815 A1 * 10/2011 Bakos H05K 7/20127

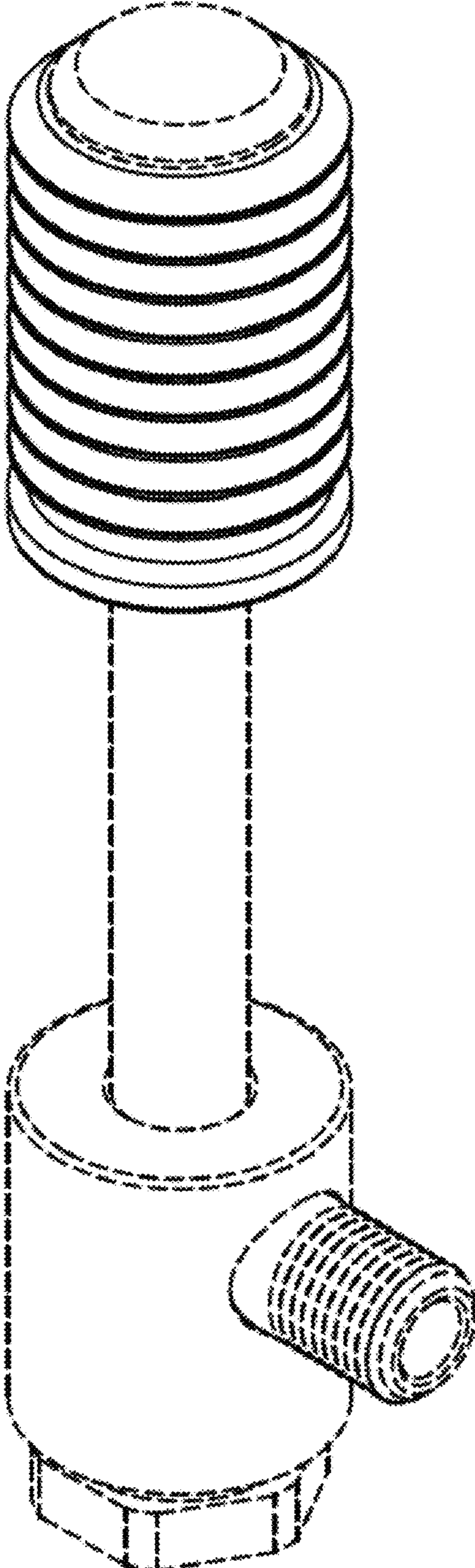
62/5

2022/0082113 A1 * 3/2022 Giannakopoulos F01D 5/088


1 Claim, 7 Drawing Sheets




1.1




1.2




1.3



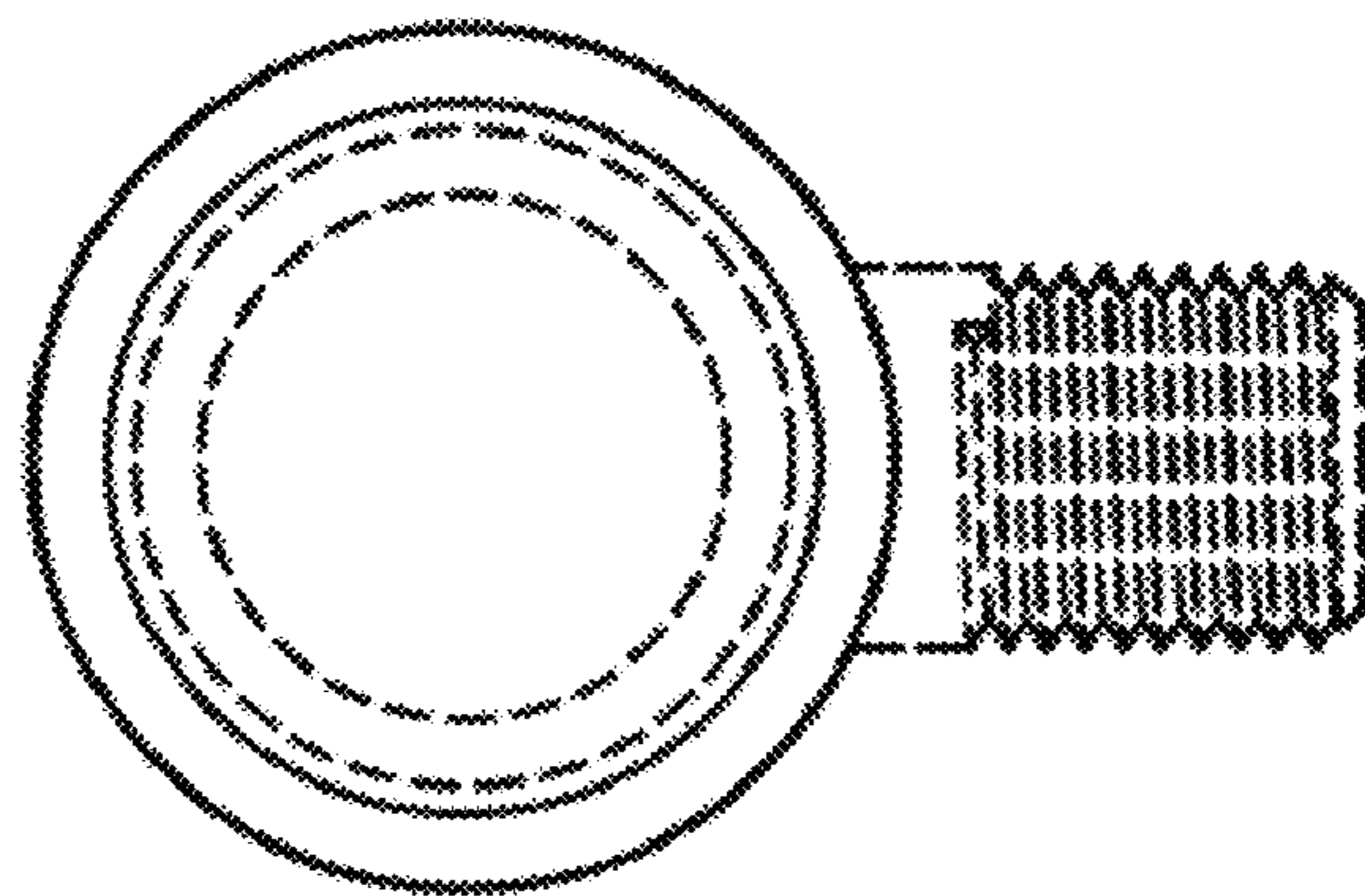
1.4



1.5



1.6



1.7

