



US00D966355S

(12) **United States Design Patent**  
**Mordechay et al.**

(10) **Patent No.:** **US D966,355 S**  
(45) **Date of Patent:** **\*\* Oct. 11, 2022**

- (54) **ROLLER BATH ASSEMBLY**
- (71) Applicant: **Stratasys Ltd.**, Rehovot (IL)
- (72) Inventors: **Dan Mordechay**, Mazkeret Batya (IL);  
**Kiril Lain**, Rehovot (IL); **Barak Glassman**, Nes Ziona (IL)
- (73) Assignee: **Stratasys Ltd.**, Rehovot (IL)
- (\*\*) Term: **15 Years**
- (21) Appl. No.: **29/740,526**
- (22) Filed: **Jul. 6, 2020**
- (51) **LOC (13) Cl.** ..... **15-09**
- (52) **U.S. Cl.**  
USPC ..... **D15/122**
- (58) **Field of Classification Search**  
USPC ..... D15/122, 124, 126, 127, 128, 131, 135,  
D15/136, 140, 141, 199  
CPC ... B29C 64/118; B29C 64/209; B29C 64/241;  
B33Y 10/00  
See application file for complete search history.

- D347,231 S \* 5/1994 Bradshaw ..... D15/122
- D518,497 S \* 4/2006 Muraoka ..... D15/122
- D808,448 S \* 1/2018 Kim ..... D15/122
- D860,271 S \* 9/2019 Hou ..... D15/122
- D875,794 S \* 2/2020 Montgomery ..... B29C 64/118  
D15/122
- D896,288 S \* 9/2020 Jiang ..... D15/122
- D926,832 S \* 8/2021 Hou ..... D15/122

\* cited by examiner

*Primary Examiner* — Michael C Stout  
*Assistant Examiner* — Fritzgerald L Butac

(57) **CLAIM**

The ornamental design for a roller bath assembly, as shown and described.

**DESCRIPTION**

FIG. 1 is a rear view of a roller bath assembly, showing our new design;  
 FIG. 2 is a bottom view thereof;  
 FIG. 3 is a front view thereof;  
 FIG. 4 is a front, top perspective view thereof;  
 FIG. 5 is a rear, top perspective view thereof;  
 FIG. 6 is a right side view thereof;  
 FIG. 7 is a left side view thereof; and,  
 FIG. 8 is a top view thereof.

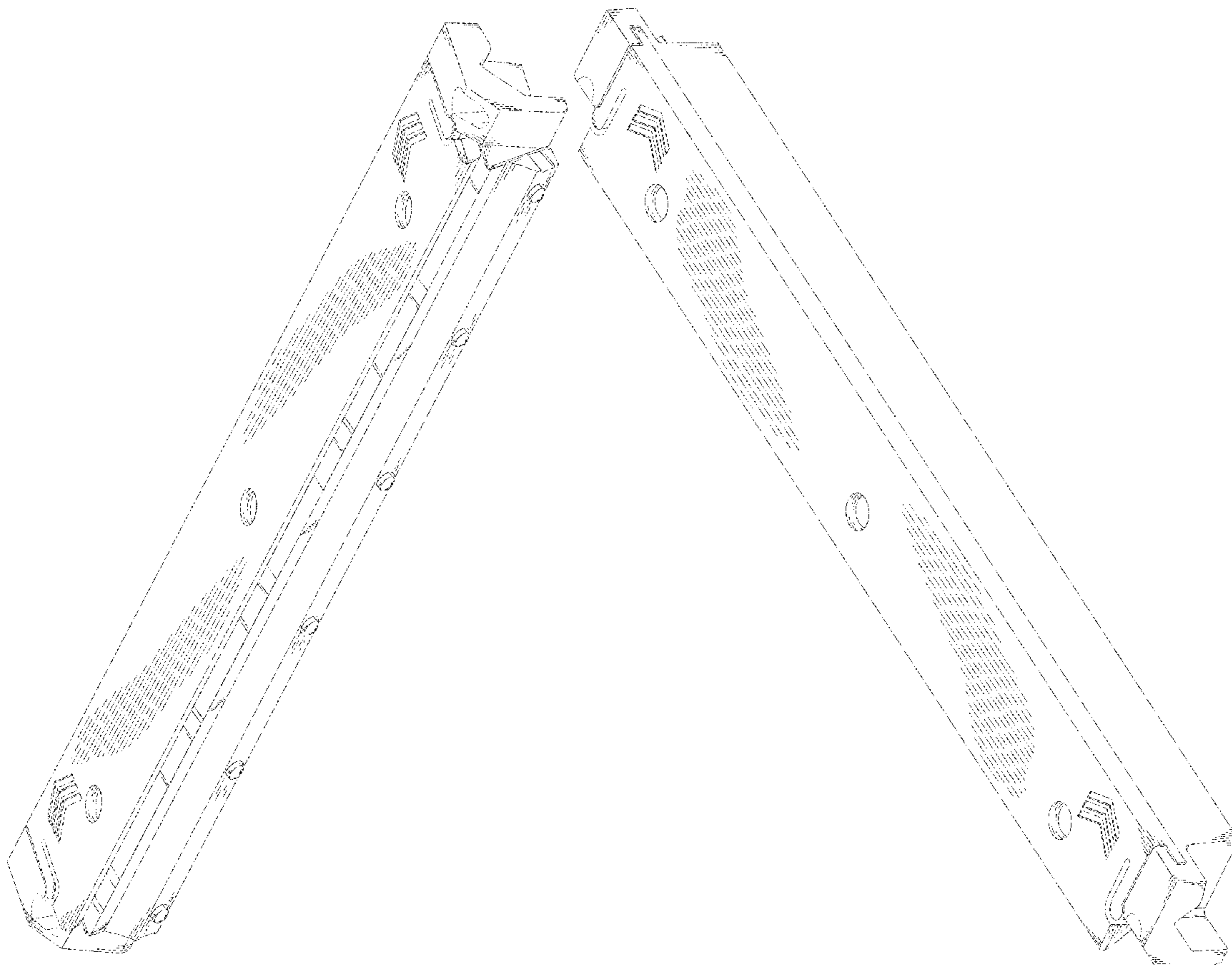
The broken lines show portions of a roller bath assembly that form no part of the claimed design.

(56) **References Cited**

**U.S. PATENT DOCUMENTS**

- D301,151 S \* 5/1989 Kagayama ..... D15/122
- D302,824 S \* 8/1989 Kagayama ..... D15/199

**1 Claim, 8 Drawing Sheets**






FIG. 1

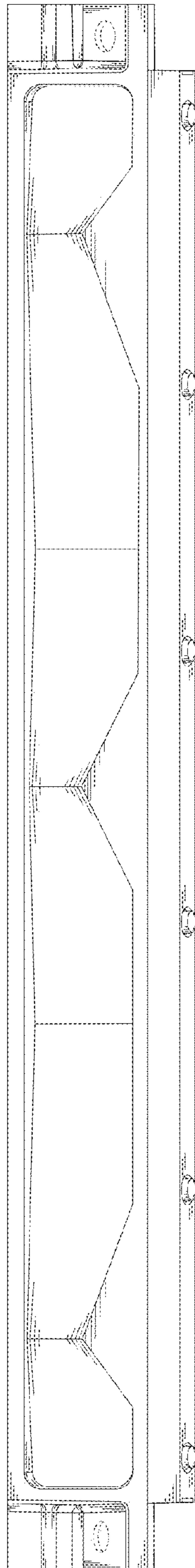


FIG. 2




FIG. 3

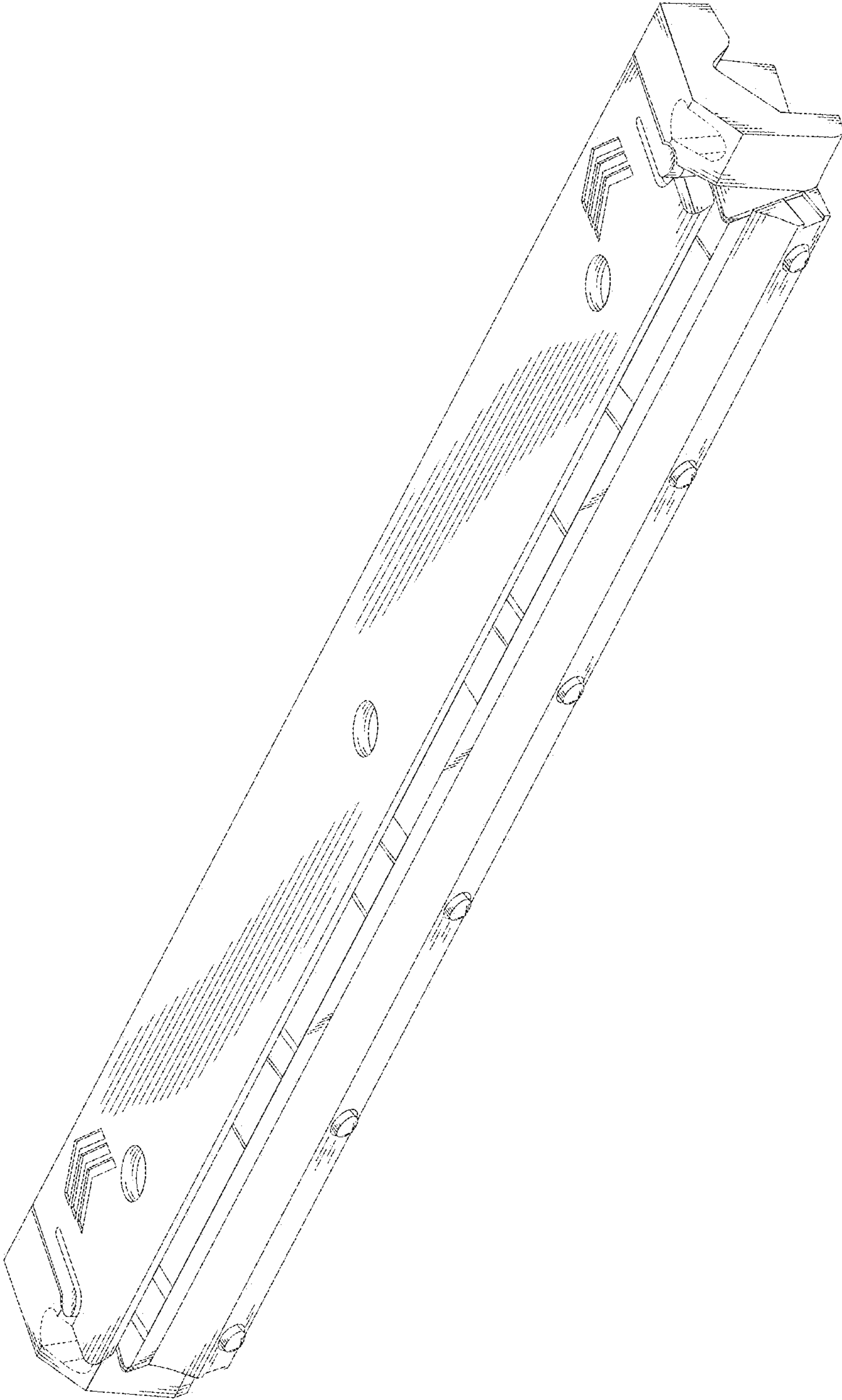


FIG. 4

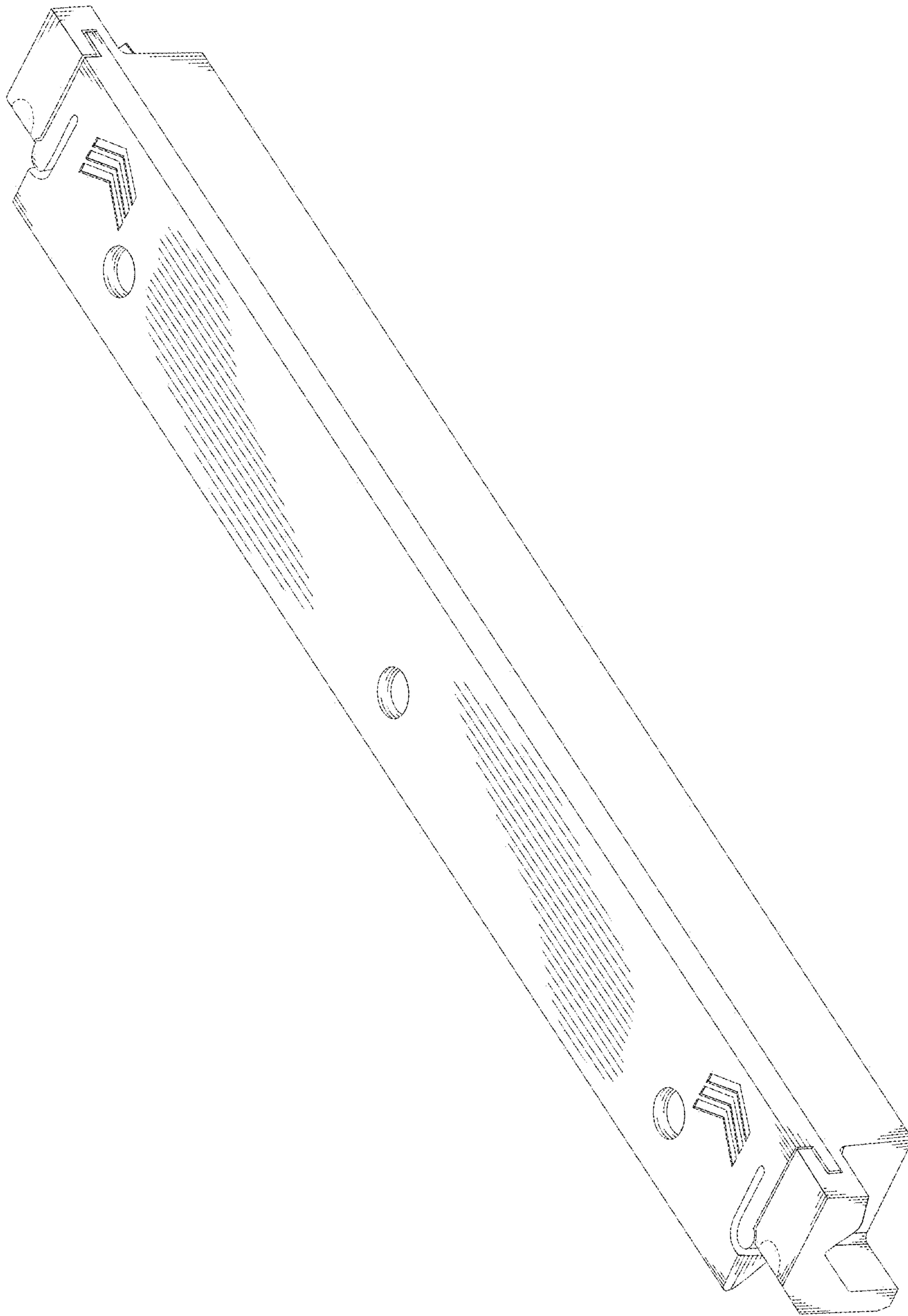


FIG. 5

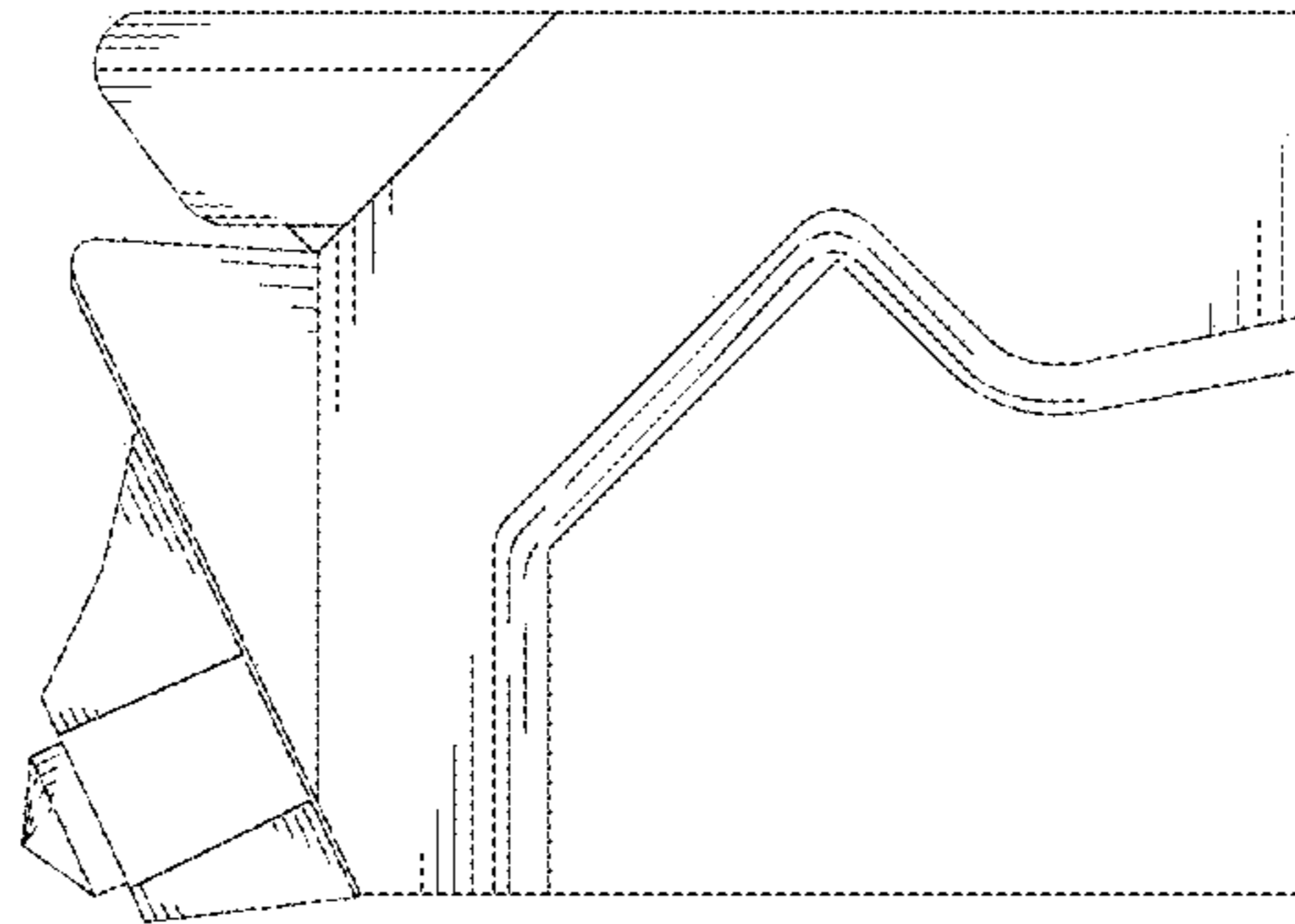


FIG. 6

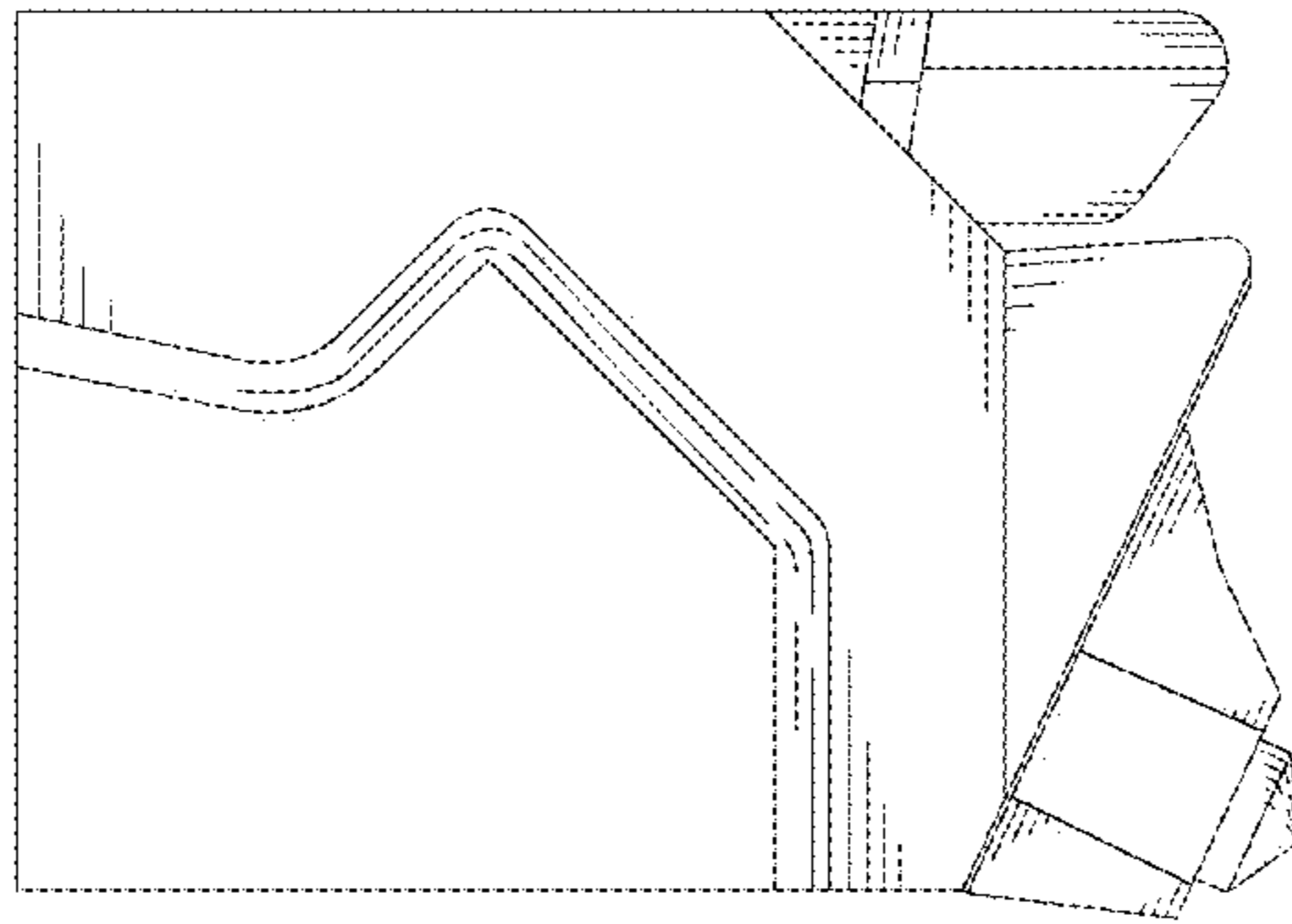


FIG. 7



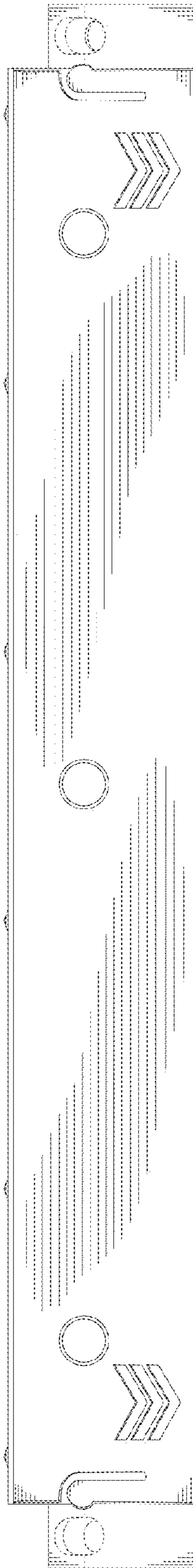


FIG. 8