



US00D966351S

(12) **United States Design Patent** (10) **Patent No.:** **US D966,351 S**  
**Lee et al.** (45) **Date of Patent:** **\*\* Oct. 11, 2022**

(54) **REFRIGERATOR**

(71) Applicant: **Samsung Electronics Co., Ltd.**,  
Suwon-si (KR)  
(72) Inventors: **Youngseok Lee**, Suwon-si (KR); **Seojin Park**, Seoul (KR); **Youngmin Park**,  
Suwon-si (KR); **Rina Shin**, Seoul (KR);  
**Jongsu Jeon**, Suwon-si (KR)  
(73) Assignee: **Samsung Electronics Co., Ltd.**,  
Suwon-si (KR)

(\*\*) Term: **15 Years**

(21) Appl. No.: **29/705,290**

(22) Filed: **Sep. 11, 2019**

(30) **Foreign Application Priority Data**

Mar. 12, 2019 (KR) ..... 30-2019-0011027

(51) **LOC (13) Cl.** ..... **15-07**

(52) **U.S. Cl.**  
USPC ..... **D15/88**

(58) **Field of Classification Search**

USPC ..... D15/79-91  
CPC .. F25D 11/00; F25D 17/065; F25D 2325/022;  
F25D 23/069; F25D 25/025; F25D 11/02;  
F25D 17/062; F25D 21/12; F25D 21/125;  
F25D 21/14; F25D 2317/061; F25D  
2317/067; F25D 2323/021; F25D  
2323/024; F25D 23/028; F25D 23/04;  
F25D 23/066; F25D 23/085; F25D  
23/087; F25D 23/126; F25D 2400/02;  
F25D 2400/06; F25D 2400/361; F25D  
2400/40; F25D 25/005; F25D 25/02;  
F25D 2600/02; F25D 2700/02; F25D  
2700/12; F25D 2700/121; F25D 2700/14;  
F25D 29/00

See application file for complete search history.

(56) **References Cited**

U.S. PATENT DOCUMENTS

D747,368 S \* 1/2016 Kim ..... D15/91  
D773,541 S \* 12/2016 Park ..... D15/91  
D788,194 S 5/2017 Kwak et al.  
D816,736 S \* 5/2018 Kim ..... D15/91  
D825,619 S \* 8/2018 Lee ..... D15/81  
D825,620 S \* 8/2018 Lee ..... D15/81  
D861,743 S \* 10/2019 Lee ..... D15/91

(Continued)

FOREIGN PATENT DOCUMENTS

KR 30-2009-0038518 9/2010  
KR 30-2010-0033319 10/2011

(Continued)

*Primary Examiner* — Khawaja Anwar  
(74) *Attorney, Agent, or Firm* — NSIP Law

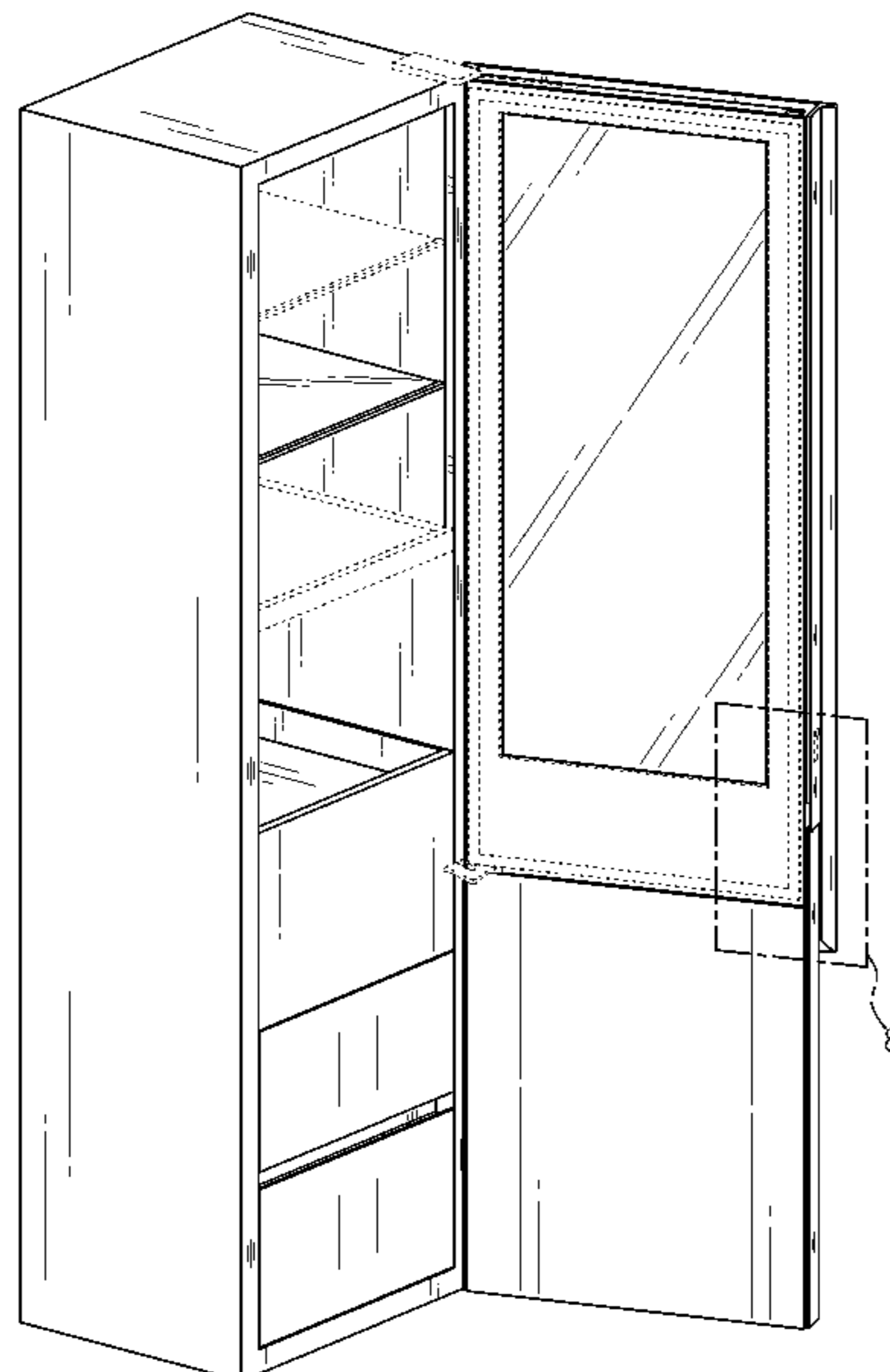
(57) **CLAIM**

We claim the ornamental design for a refrigerator, as shown and described.

**DESCRIPTION**

FIG. 1 is a front perspective view of a refrigerator showing our new design;  
FIG. 2 is a front view thereof;  
FIG. 3 is a rear view thereof;  
FIG. 4 is a left-side view thereof;  
FIG. 5 is a right-side view thereof;  
FIG. 6 is a top view thereof;  
FIG. 7 is a bottom view thereof; and,  
FIG. 8 is an enlarged view of the encircled portion in FIG. 1.  
The broken lines in the figures depict portions of the refrigerator which form no part of the claimed design. The dot-dash broken lines encircling portions of the claimed design that are illustrated in enlargements form no part of the claimed design.

**1 Claim, 8 Drawing Sheets**



(56)

**References Cited**

U.S. PATENT DOCUMENTS

D862,536 S \* 10/2019 Kim ..... F25D 25/025  
D15/91  
D868,852 S \* 12/2019 Lee ..... D15/91  
D868,853 S \* 12/2019 Lee ..... D15/91  
D940,210 S \* 1/2022 Xie ..... F25D 25/025  
D15/86

FOREIGN PATENT DOCUMENTS

KR 30-2012-0057670 10/2013  
KR 30-2012-0050657 11/2013

\* cited by examiner

FIG. 1

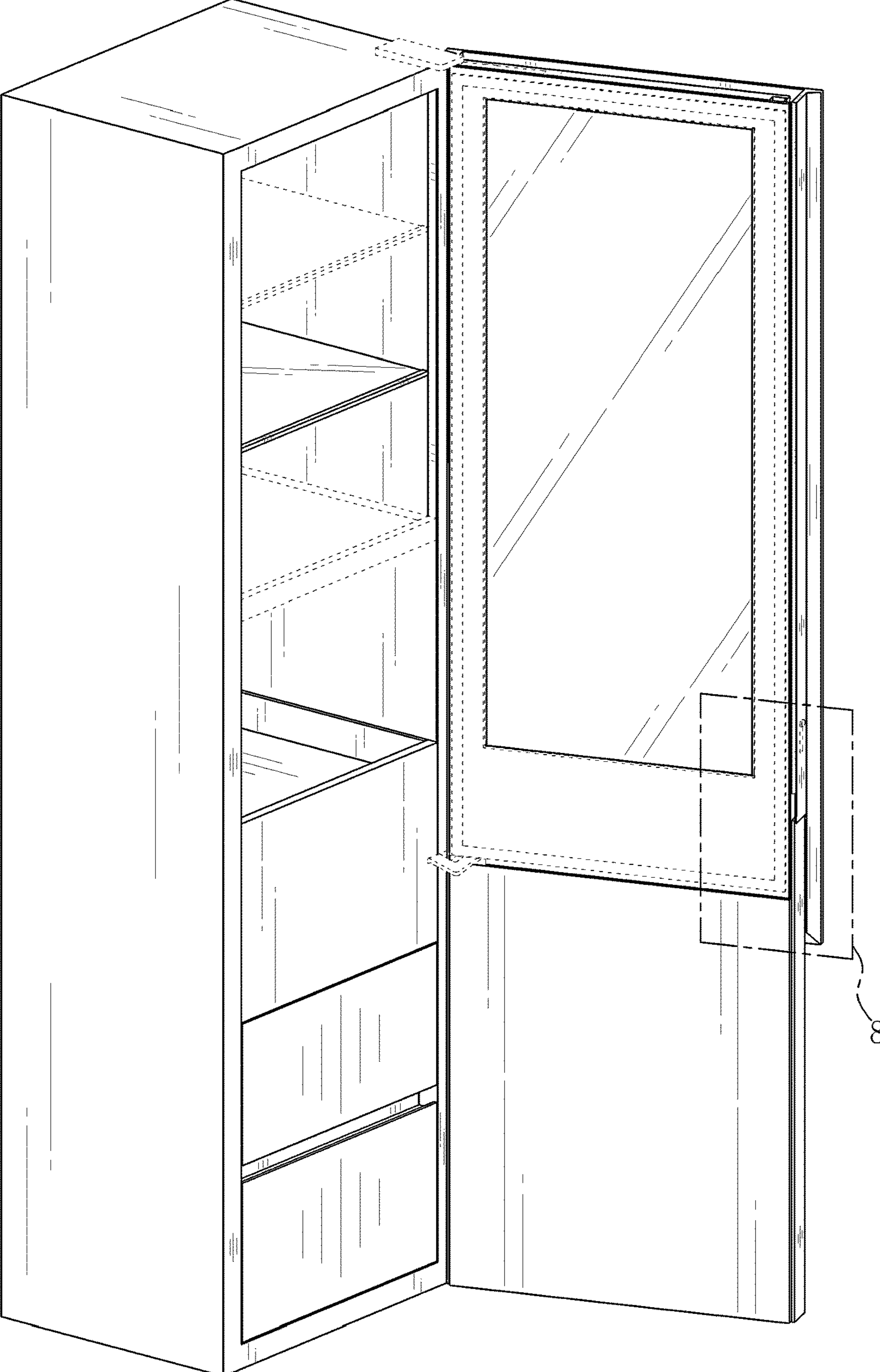


FIG. 2

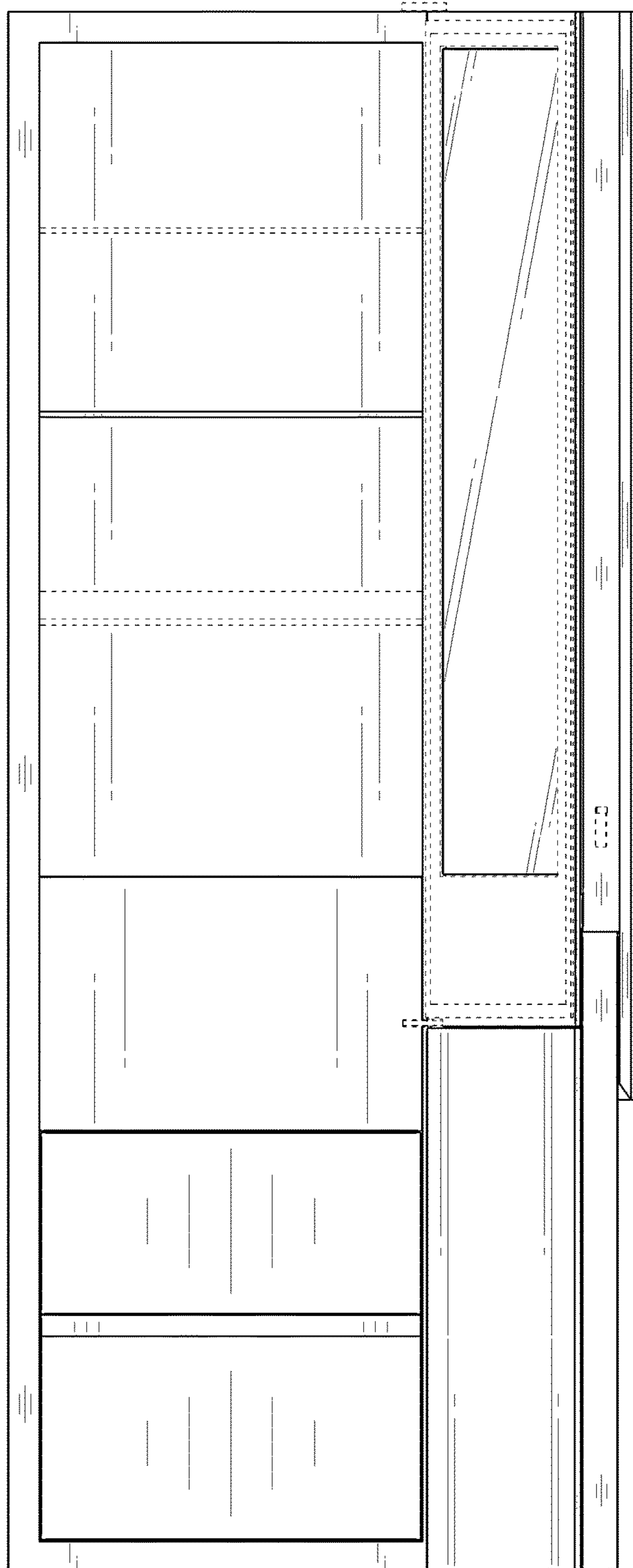


FIG. 3




FIG. 4

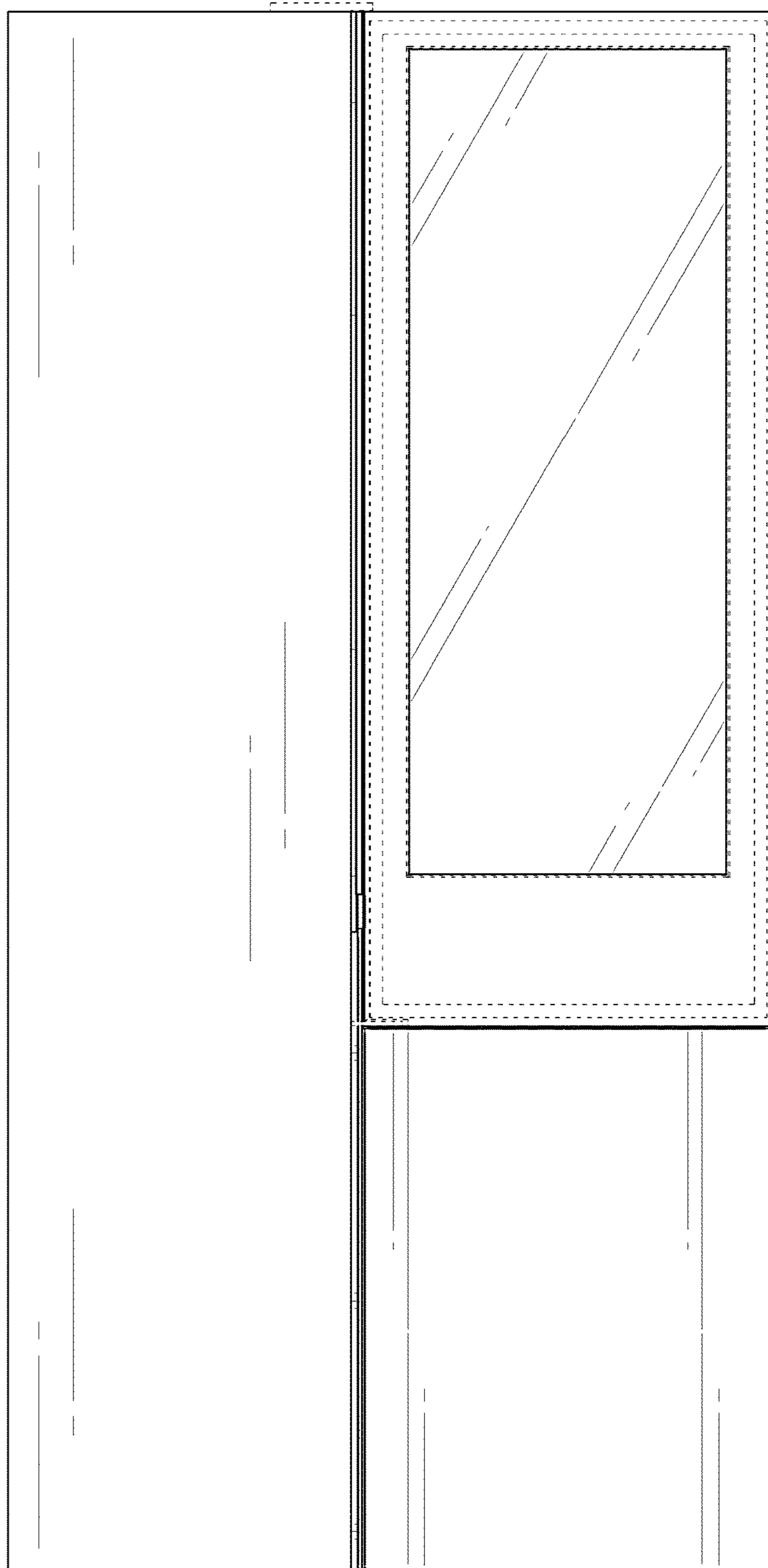


FIG. 5

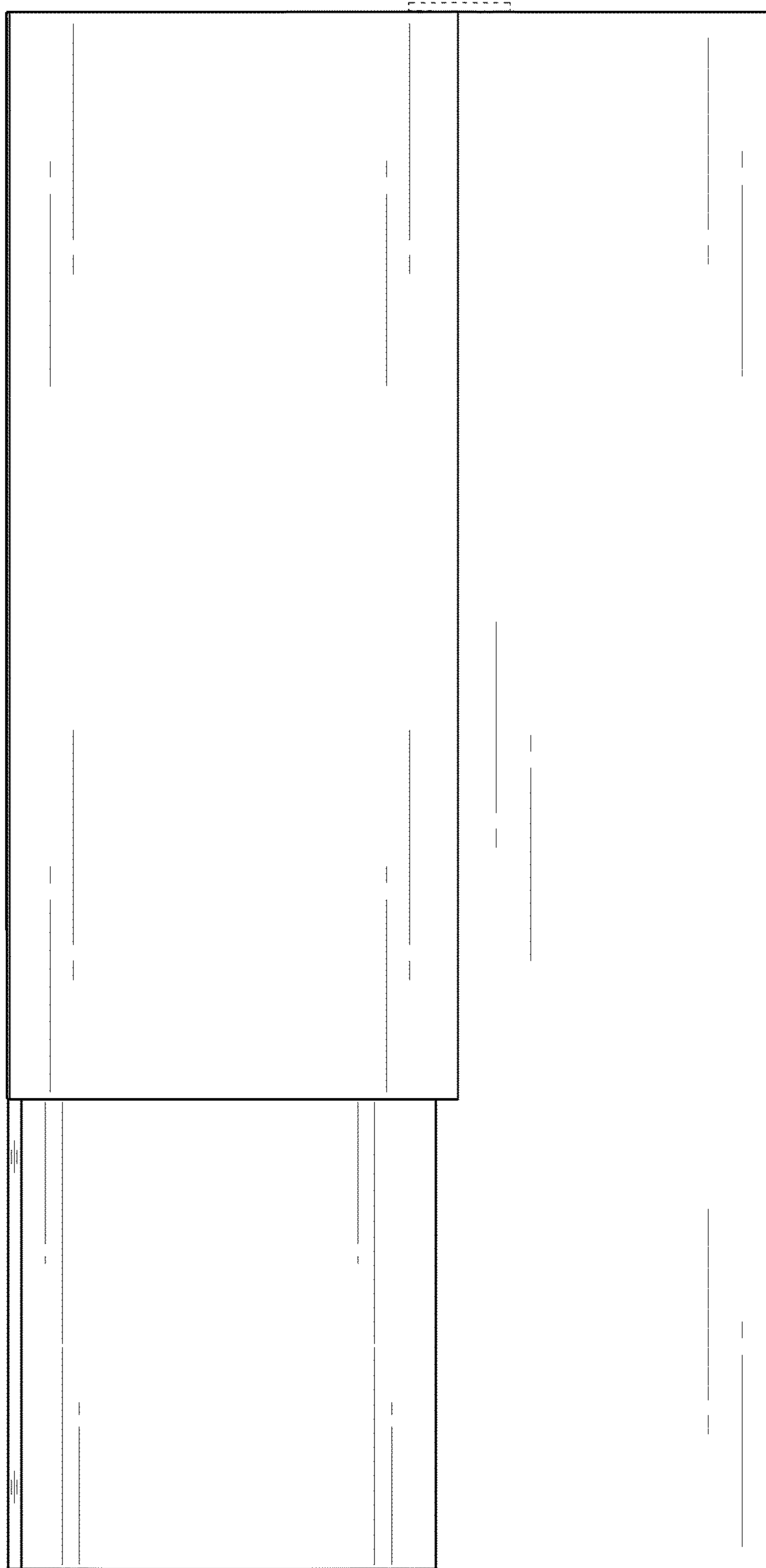


FIG. 6

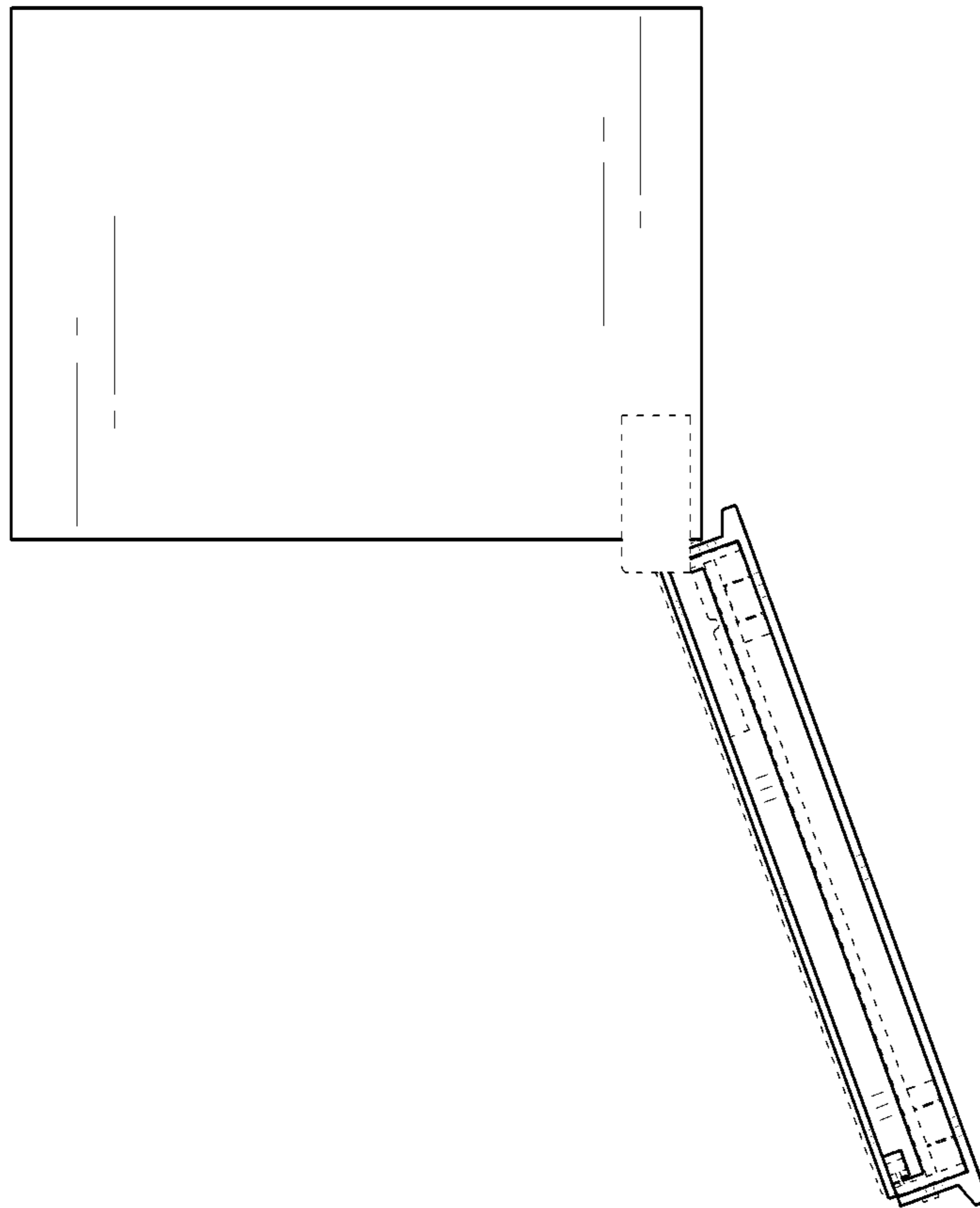




FIG. 7

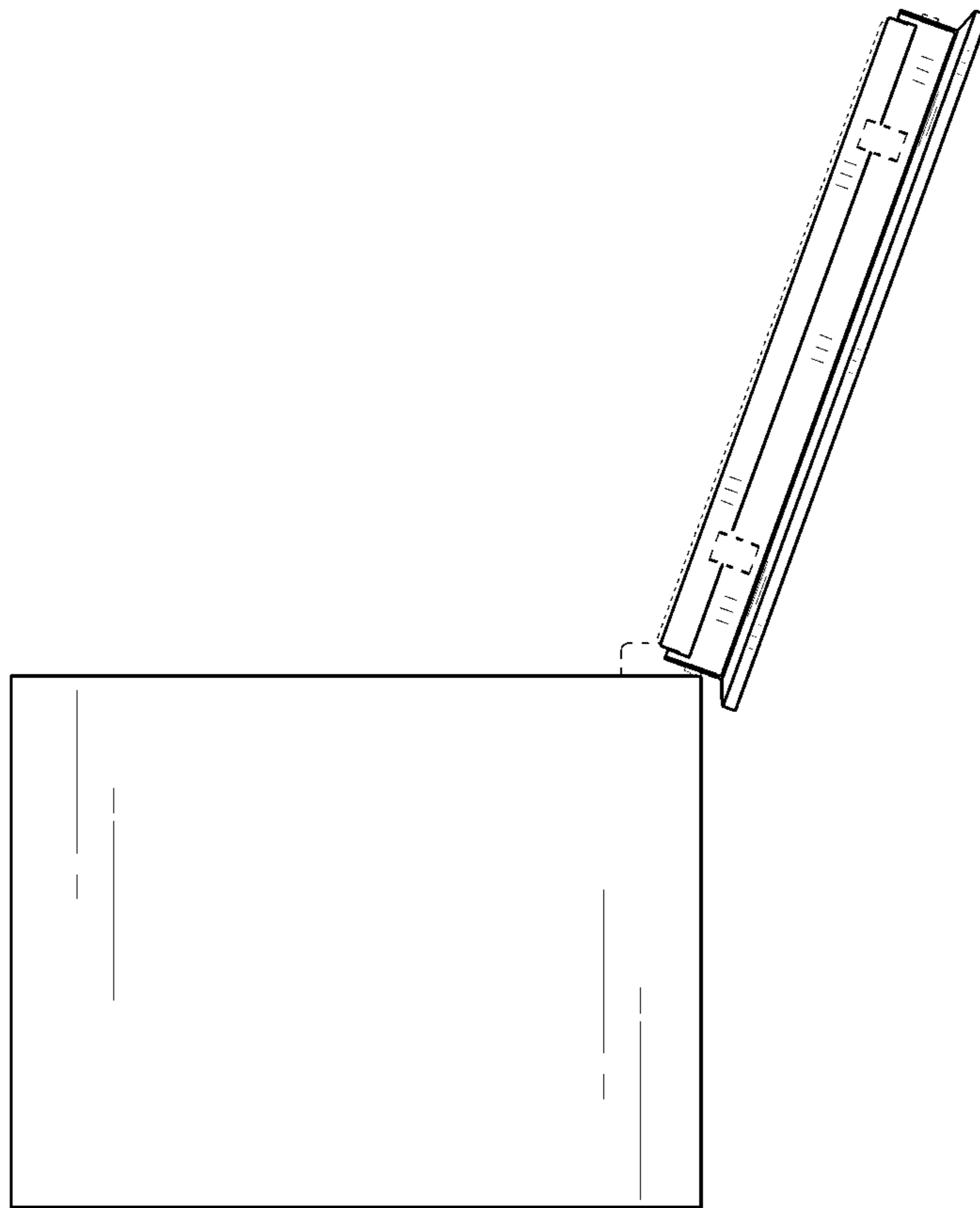


FIG. 8

