



US00D966345S

(12) **United States Design Patent** (10) **Patent No.:** **US D966,345 S**
Sinn et al. (45) **Date of Patent:** **** Oct. 11, 2022**

(54) **ADAPTER COVER FOR A GROUND ENGAGING MACHINE IMPLEMENT**

4,428,131 A 1/1984 Hahn
5,075,986 A 12/1991 Smith et al.
5,088,214 A 2/1992 Jones
6,871,426 B2 3/2005 Keech et al.

(71) Applicant: **Caterpillar Inc.**, Peoria, IL (US)

(Continued)

(72) Inventors: **Eric Thomas Sinn**, Tremont, IL (US);
Douglas Charles Serrurier, Morton, IL (US);
Rammagy Yoeu, Dunlap, IL (US)

FOREIGN PATENT DOCUMENTS

(73) Assignee: **Caterpillar Inc.**, Peoria, IL (US)

AU 201914720 9/2018
BR 302019004080-8 10/2019

(Continued)

(**) Term: **15 Years**

OTHER PUBLICATIONS

(21) Appl. No.: **29/824,068**

U.S. Appl. No. 16/951,186, filed Nov. 18, 2020 (unpublished).

(22) Filed: **Jan. 21, 2022**

(Continued)

Related U.S. Application Data

(63) Continuation of application No. 29/758,763, filed on Nov. 18, 2020, now Pat. No. Des. 945,500.

Primary Examiner — Mark A Goodwin

(51) **LOC (13) Cl.** **15-03**

(74) *Attorney, Agent, or Firm* — Saidman Design Law Group

(52) **U.S. Cl.**

USPC **D15/29**; D15/28

(58) **Field of Classification Search**

USPC D15/11, 28, 29; 37/456, 452, 450, 446,
37/454, 449, 453, 455, 903; 403/379.5,
403/DIG. 1; 111/152; 172/724, 730,
172/766, 770, 771, 721, 713, 699, 772

CPC Y10T 29/49826; Y10T 403/589; Y10T
403/7018; Y10T 403/7075; E02F 9/28;
E02F 9/2825; E02F 9/2833; E02F 9/2866;
E02F 9/2858; E02F 9/2808; E02F 9/2841

See application file for complete search history.

(57) **CLAIM**

The ornamental design for an adapter cover for a ground engaging machine implement, as shown and described.

DESCRIPTION

FIG. 1 is a front perspective view of an adapter cover for a ground engaging machine implement showing our new design;

FIG. 2 is a front view thereof;

FIG. 3 is a rear view thereof;

FIG. 4 is a left side view thereof;

FIG. 5 is a right side view thereof;

FIG. 6 is a top view thereof; and,

FIG. 7 is a bottom view thereof.

The broken lines illustrate structure or features which form no part of the claimed design.

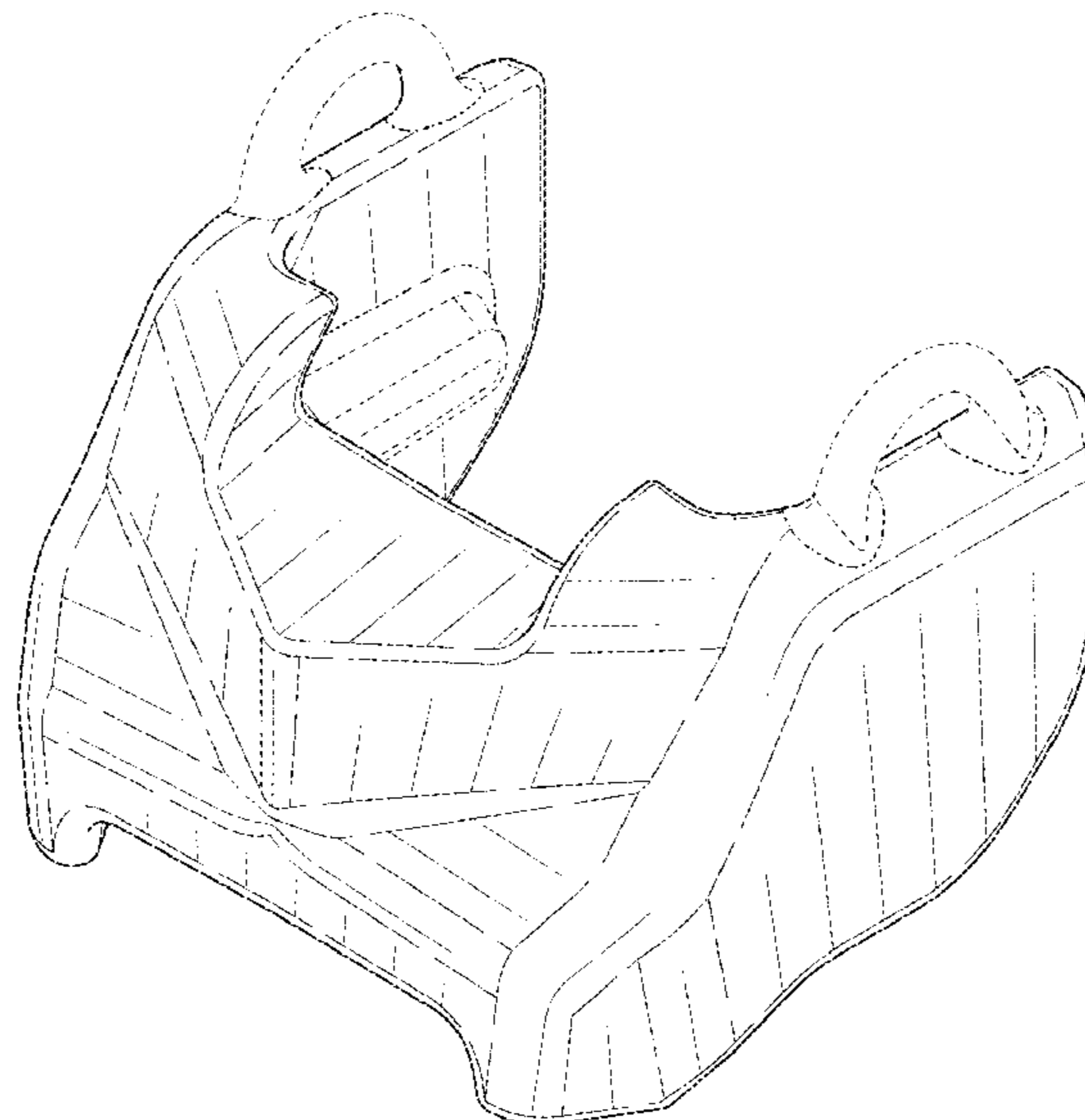
The dot-dash broken lines illustrate boundaries which form no part of the claimed design.

(56) **References Cited**

U.S. PATENT DOCUMENTS

3,137,352 A 6/1964 Petersen
4,326,348 A 4/1982 Emrich
4,335,532 A 6/1982 Hahn et al.
4,414,764 A 11/1983 Johansson et al.

1 Claim, 5 Drawing Sheets



(56)

References Cited

U.S. PATENT DOCUMENTS

D706,307	S	6/2014	Renski et al.
D707,264	S	6/2014	Renski et al.
D727,367	S	4/2015	Renski et al.
D727,369	S	4/2015	Renski et al.
9,074,353	B2	7/2015	Tanaka et al.
9,091,042	B2	7/2015	Guimaraes et al.
D748,679	S	2/2016	Renski et al.
9,315,972	B2	4/2016	Anisy et al.
D782,546	S	3/2017	Balan et al.
D784,424	S	4/2017	Renski et al.
D805,562	S	12/2017	Serrurier et al.
D806,140	S	12/2017	Serrurier et al.
D806,141	S	12/2017	Serrurier et al.
D806,142	S	12/2017	Serrurier et al.
9,963,857	B2	5/2018	Ruvang
D832,310	S	10/2018	Balan et al.
D840,441	S	2/2019	Serrurier et al.
D857,761	S	8/2019	Balan et al.
10,428,494	B1	10/2019	Lombardo et al.
D905,763	S	12/2020	Sinn et al.
D905,764	S	12/2020	Sinn et al.
D925,616	S	7/2021	Sinn et al.
11,105,073	B2 *	8/2021	Sinn E02F 9/285
D945,498	S *	3/2022	Sinn D15/28
D945,499	S *	3/2022	Sinn D15/28
D945,500	S *	3/2022	Sinn D15/28
2014/0082976	A1	3/2014	Vicq et al.
2017/0328034	A1	11/2017	Campomanes et al.

2020/0157765	A1	5/2020	Sinn et al.
2020/0157776	A1	5/2020	Sinn et al.
2020/0157777	A1	5/2020	Sinn et al.
2020/0157778	A1	5/2020	Sinn et al.
2020/0157779	A1	5/2020	Sinn et al.
2020/0157780	A1	5/2020	Sinn et al.

FOREIGN PATENT DOCUMENTS

CN	ZL201930428879.3	4/2020
CN	ZL201930443215.4	4/2020
EM	006815809-0001	9/2019
EM	006815817-0001	9/2019
ID	A00201902877	8/2020
ID	A00201902879	8/2020
IN	320530-001	12/2019
IN	320630-001	9/2020
MX	f/2019/002477	11/2019
MX	f/2019/002479	11/2019
PE	5603	12/2019
PE	5610	12/2019
RU	121030	8/2020
RU	121032	8/2020

OTHER PUBLICATIONS

U.S. Appl. No. 16/951,231, filed Nov. 18, 2020 (unpublished).
 U.S. Appl. No. 16/951,630, filed Nov. 18, 2020 (unpublished).
 U.S. Appl. No. 29/758,754, filed Nov. 18, 2020 (unpublished).

* cited by examiner

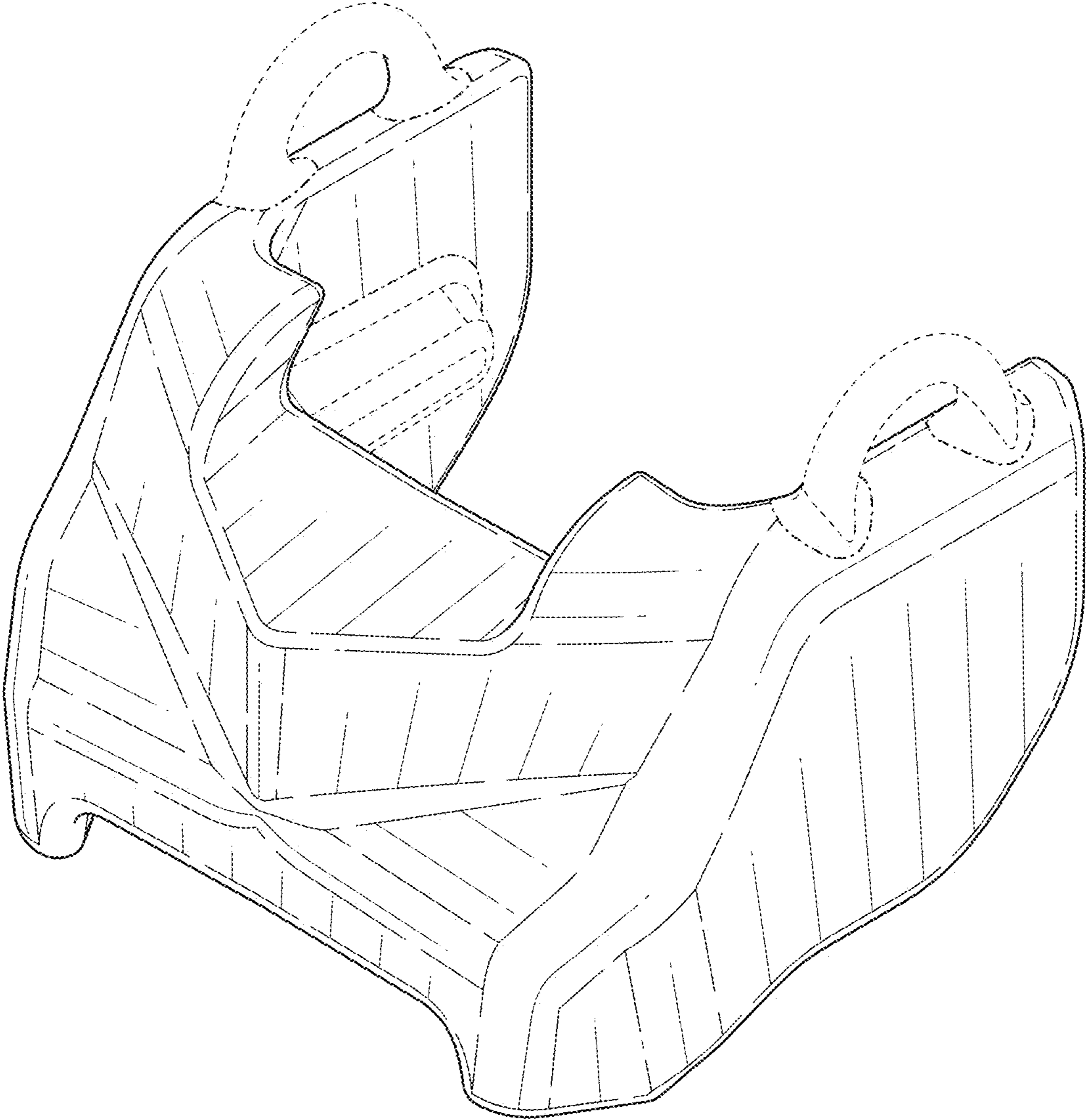


FIG. 1

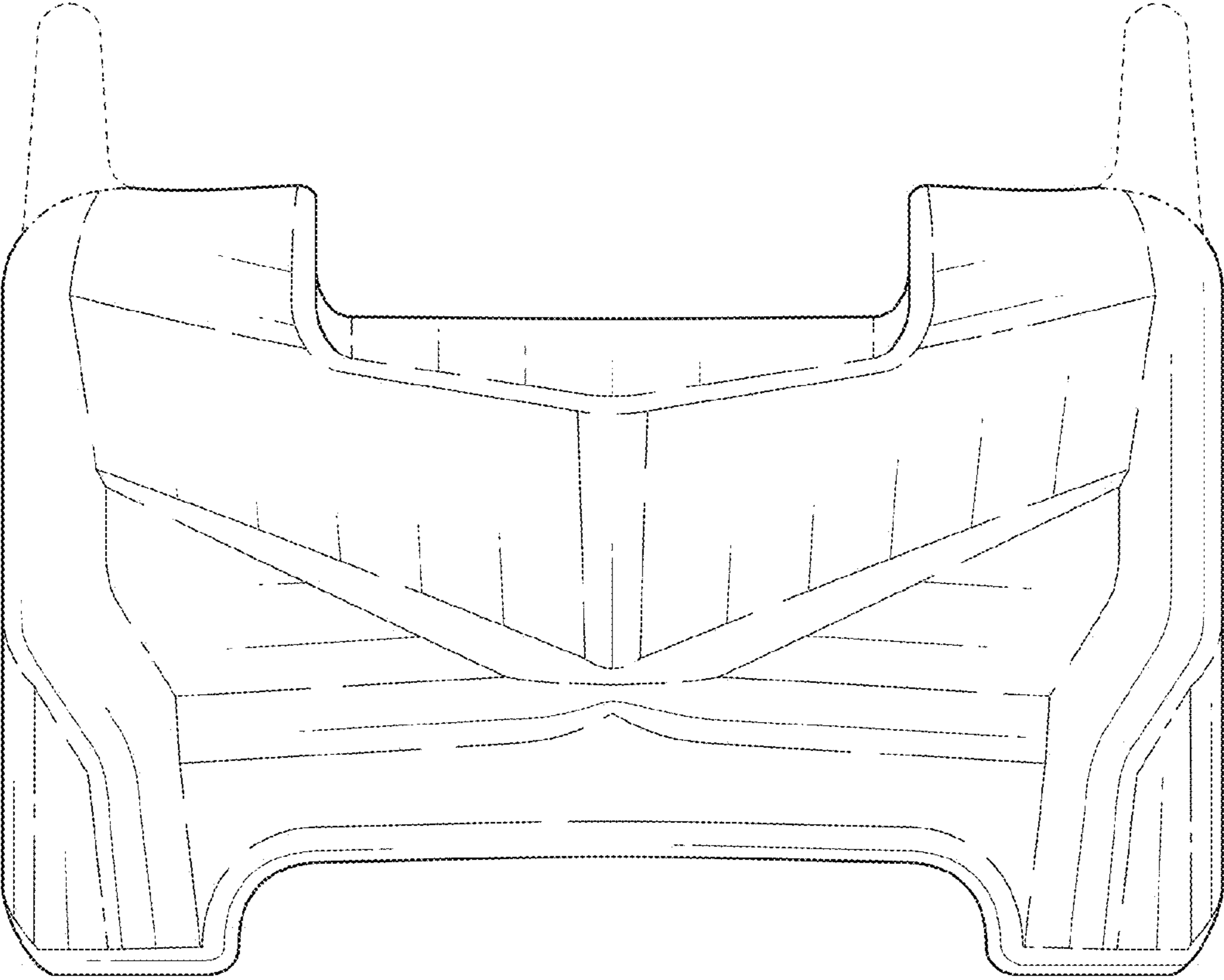


FIG. 2

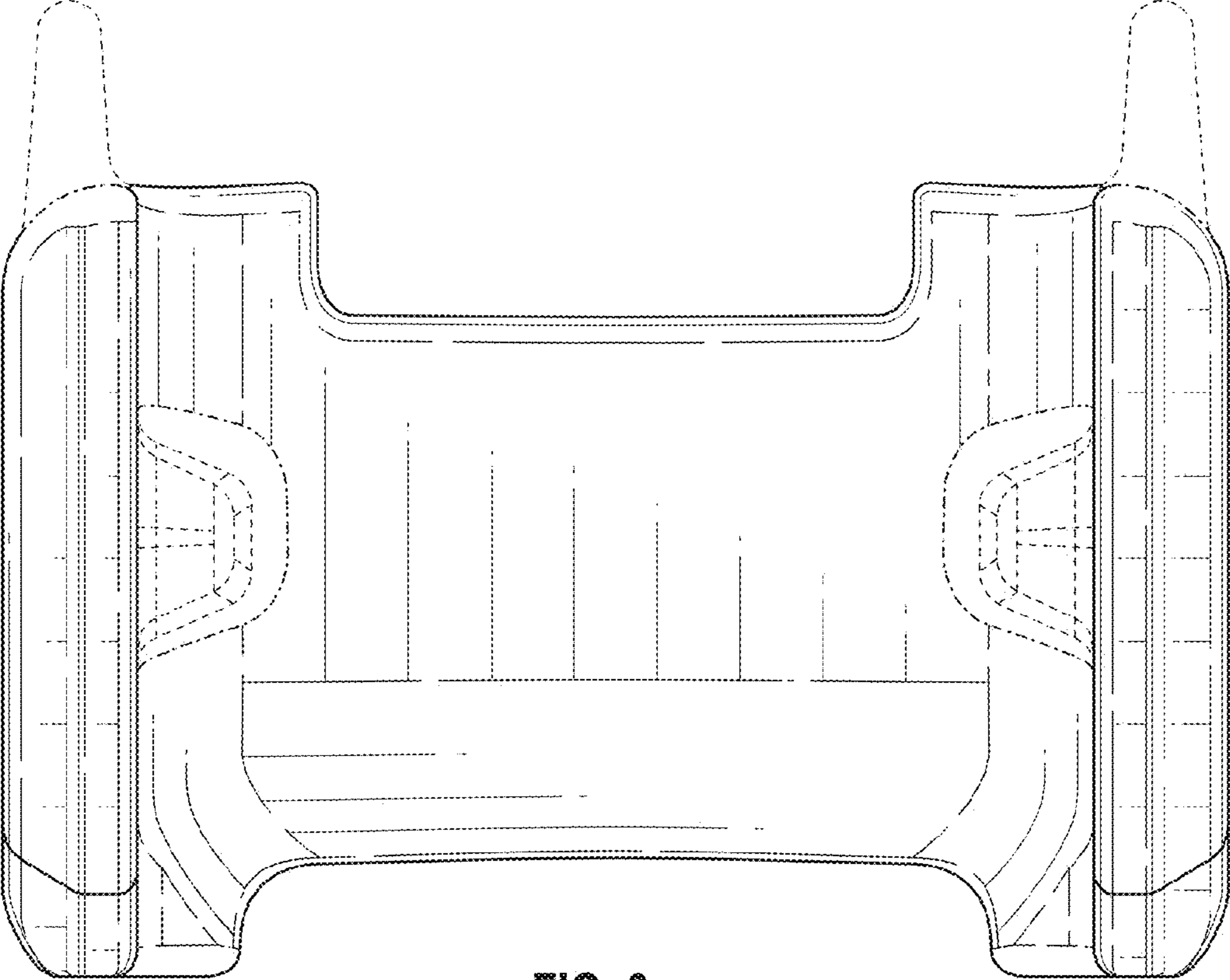


FIG. 3

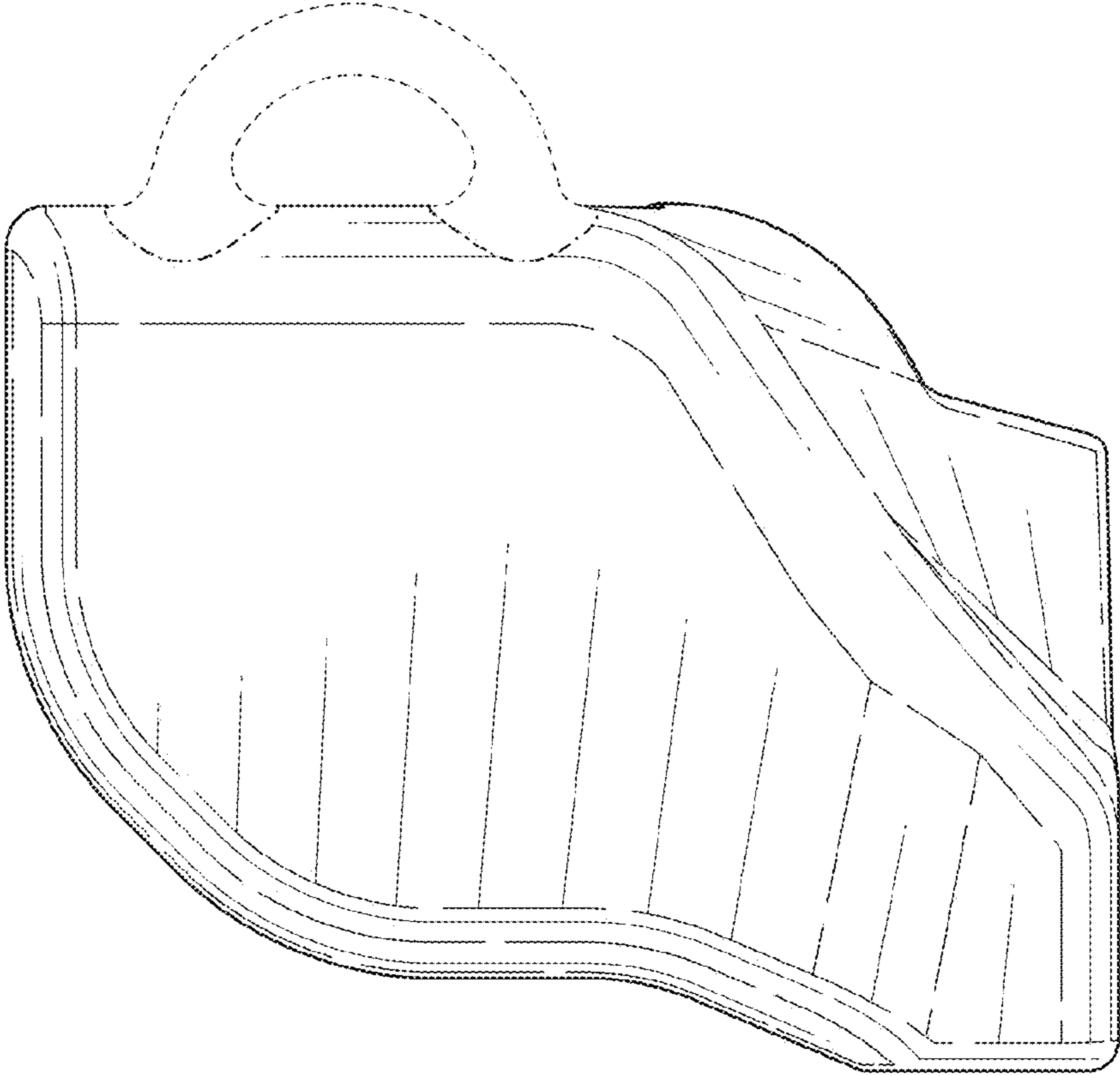


FIG. 4

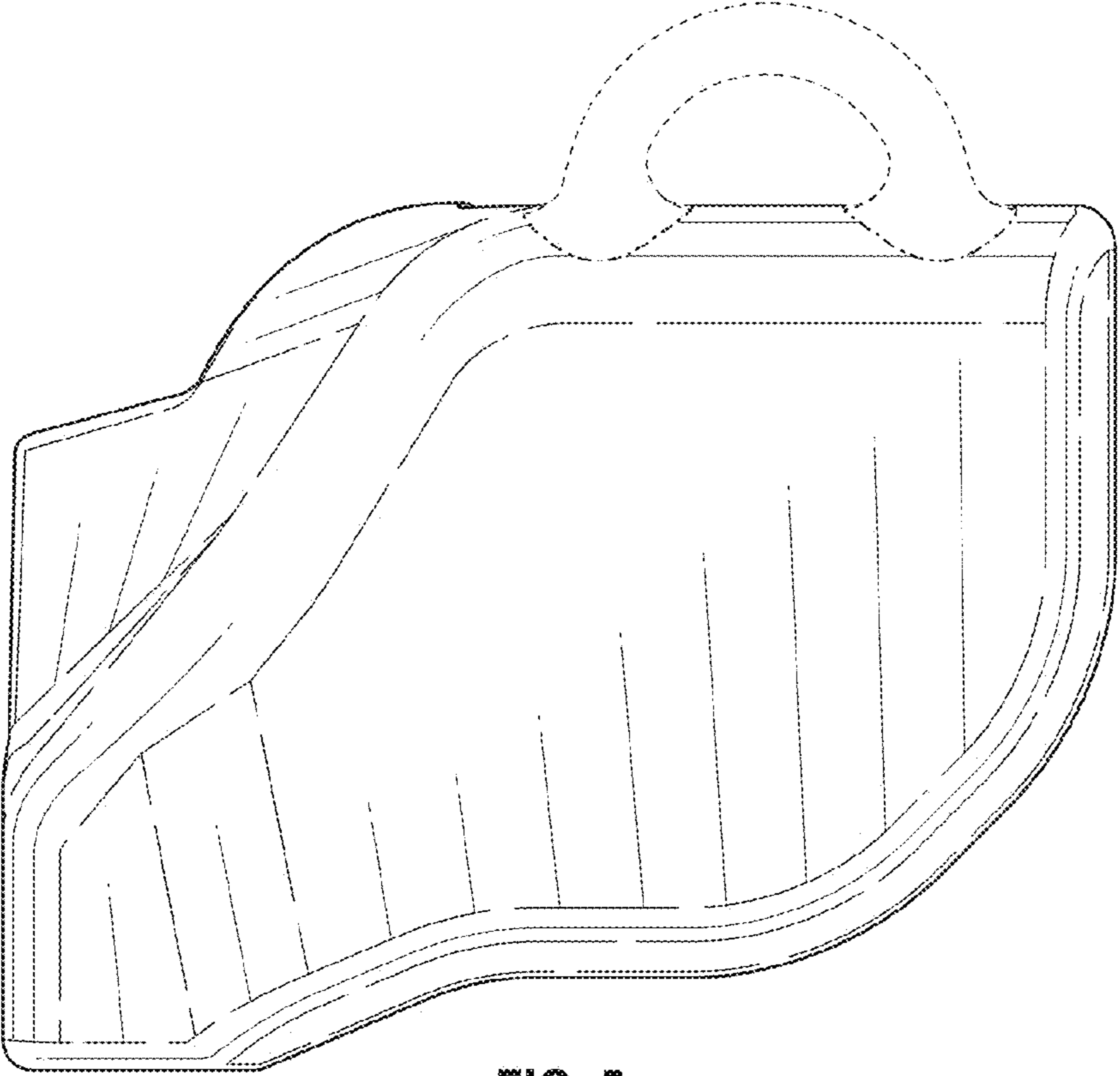


FIG. 5

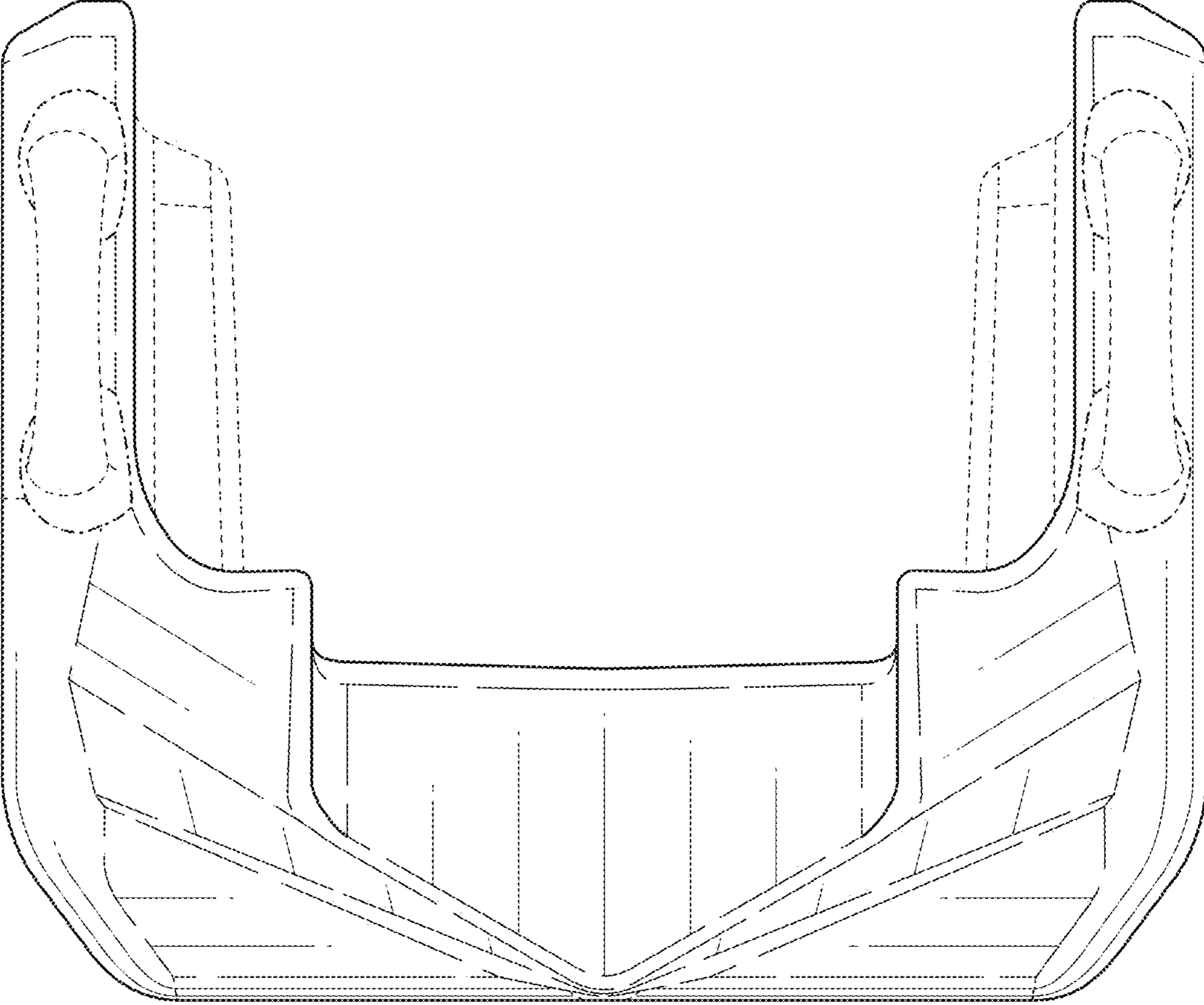


FIG. 6

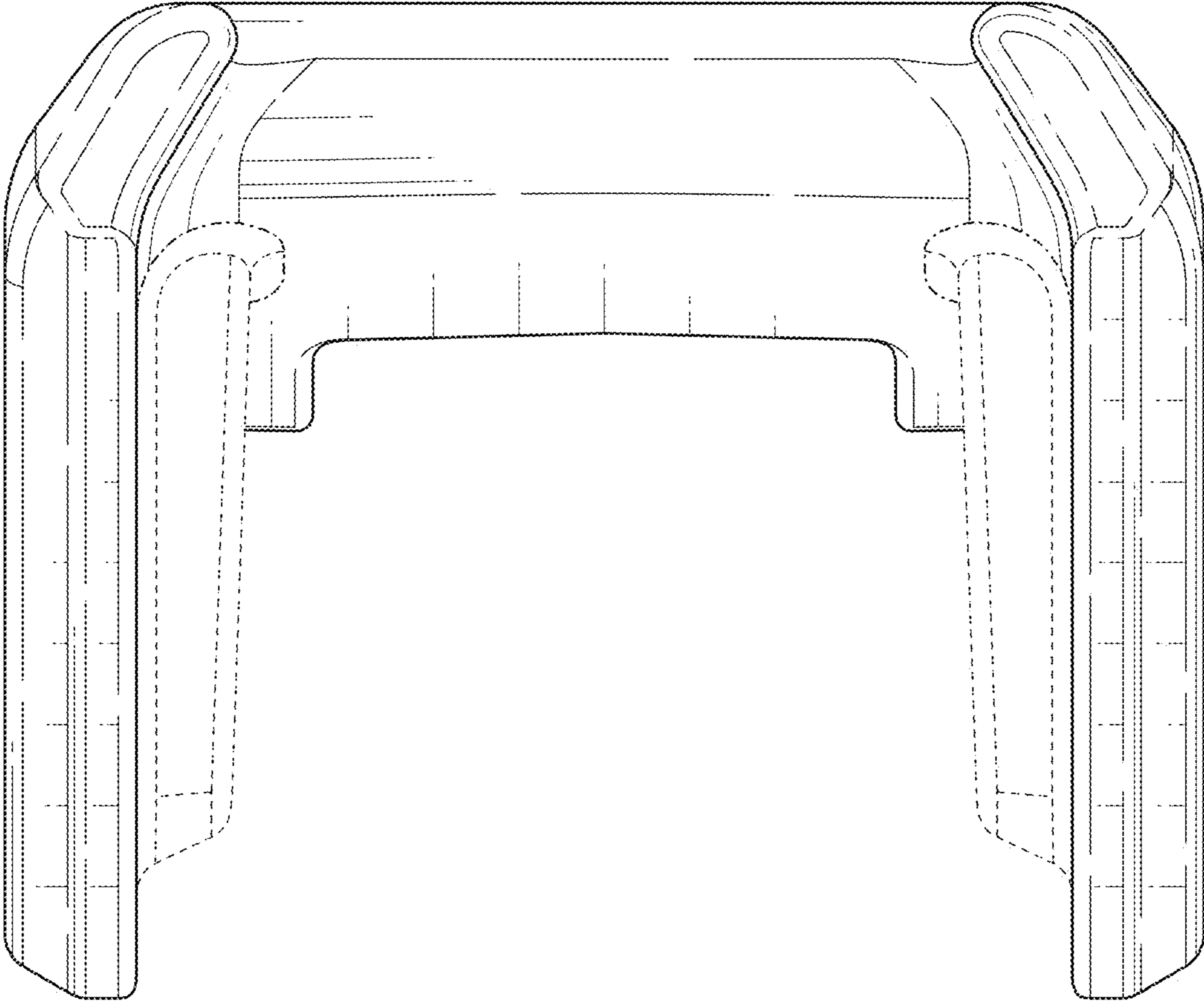


FIG. 7