

US00D966272S

(12) **United States Design Patent** (10) **Patent No.:** **US D966,272 S**
Chan (45) **Date of Patent:** **** Oct. 11, 2022**

(54) **CASE FOR PORTABLE ELECTRONIC COMPUTING DEVICE**

(71) Applicant: **Pioneer Square Brands, Inc.**, Seattle, WA (US)

(72) Inventor: **Jaimie Emerald Chan**, Renton, WA (US)

(73) Assignee: **Pioneer Square Brands, Inc.**, McLean, VA (US)

(**) Term: **15 Years**

(21) Appl. No.: **29/815,048**

(22) Filed: **Nov. 10, 2021**

(51) **LOC (13) Cl.** **14-02**

(52) **U.S. Cl.**
USPC **D14/440**

(58) **Field of Classification Search**
USPC D14/440, 447; D3/276
CPC . A45C 11/34; A45C 15/00; G06F 1/20; G06F 1/203
See application file for complete search history.

(56) **References Cited**

U.S. PATENT DOCUMENTS

D647,526 S	10/2011	Vandiver et al.	
D663,304 S *	7/2012	Akana	D14/440
D665,168 S *	8/2012	Dawson	D3/276
D673,158 S *	12/2012	Yang	D14/440
D688,669 S	8/2013	Akana et al.	
D689,056 S *	9/2013	Li	D14/440
D696,257 S *	12/2013	Ward	D14/440
D703,672 S	4/2014	Kim et al.	
D724,091 S *	3/2015	Gelsomini	D14/440
D728,579 S	5/2015	Mecchella et al.	
D729,255 S *	5/2015	Kilkenny	D14/440
D763,853 S *	8/2016	Pearce	D14/440
D763,856 S	8/2016	Moore	
D766,249 S	9/2016	Veltz et al.	

D784,349 S *	4/2017	Schwibner	D14/440
D799,491 S	10/2017	Barnard et al.	
D803,221 S *	11/2017	Guo	D14/440
D808,395 S	1/2018	Fenton	
D811,410 S *	2/2018	Burmester	D14/440
D812,620 S	3/2018	Cheng	
D825,199 S	8/2018	Stephani et al.	
D832,269 S *	10/2018	Cheng	D14/440

(Continued)

FOREIGN PATENT DOCUMENTS

FR	2985160 A3 *	7/2013	A45C 11/00
KR	300635178.0000	*	3/2012	

OTHER PUBLICATIONS

Best ipad cases 2022, Esquire article, date visited Aug. 12, 2022, <https://www.esquire.com/lifestyle/g39438513/best-ipad-cases/>.*

Primary Examiner — John R Yeh

(74) *Attorney, Agent, or Firm* — Grandview Law

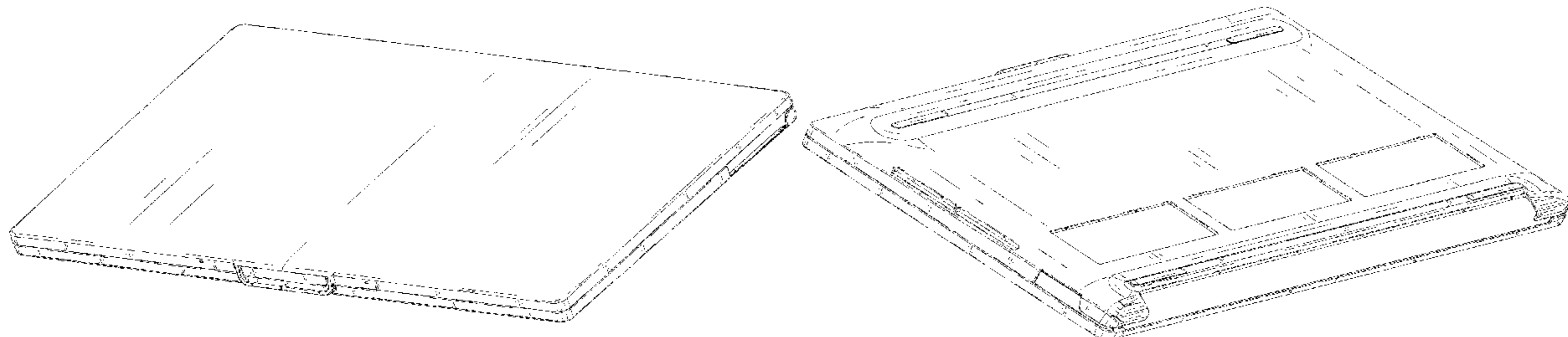
(57) **CLAIM**

The ornamental design for a case for portable electronic computing device, as shown and described.

DESCRIPTION

FIG. 1 is a top perspective view of a case for portable electronic computing device showing my new design. FIG. 2 is a bottom perspective view of a case for portable electronic computing device. FIG. 3 is a top plan view thereof. FIG. 4 is a bottom plan view thereof. FIG. 5 is a front elevational view thereof. FIG. 6 is a rear elevational view thereof. FIG. 7 is a right elevational view thereof; and, FIG. 8 is a left elevational view thereof. The broken lines in the drawings depict features that form no part of the claimed design.

1 Claim, 6 Drawing Sheets



(56)

References Cited

U.S. PATENT DOCUMENTS

D835,625 S	*	12/2018	Li	D14/440
D837,796 S		1/2019	Kim et al.	
D837,797 S	*	1/2019	Wright	D14/440
D841,012 S		2/2019	Kim et al.	
D841,013 S		2/2019	Ferren et al.	
D850,454 S		6/2019	Kim et al.	
D862,478 S	*	10/2019	Ahn	D14/440
D863,313 S	*	10/2019	Li	D14/440
D868,788 S		12/2019	Weng	
D877,509 S		3/2020	Kilkenny	
D888,720 S		6/2020	Moore	
D892,806 S		8/2020	Manzano et al.	
D895,630 S		9/2020	Piper et al.	
D897,349 S	*	9/2020	Li	D14/440
D898,035 S	*	10/2020	Xu	D14/440
D898,747 S	*	10/2020	Deng	D14/440
D902,215 S		11/2020	Quan	
D902,934 S		11/2020	Manzano et al.	
D911,349 S		2/2021	Giazzon	
D913,294 S	*	3/2021	Li	D14/440
D913,295 S		3/2021	Piper et al.	
D922,392 S		6/2021	Chan et al.	
D928,167 S		8/2021	Cheng	
D933,058 S		10/2021	Makinen et al.	
D933,074 S		10/2021	Hu	
D934,262 S		10/2021	Manzano et al.	
D937,273 S	*	11/2021	Wei	D14/440
D941,297 S	*	1/2022	Wright	D14/440

* cited by examiner

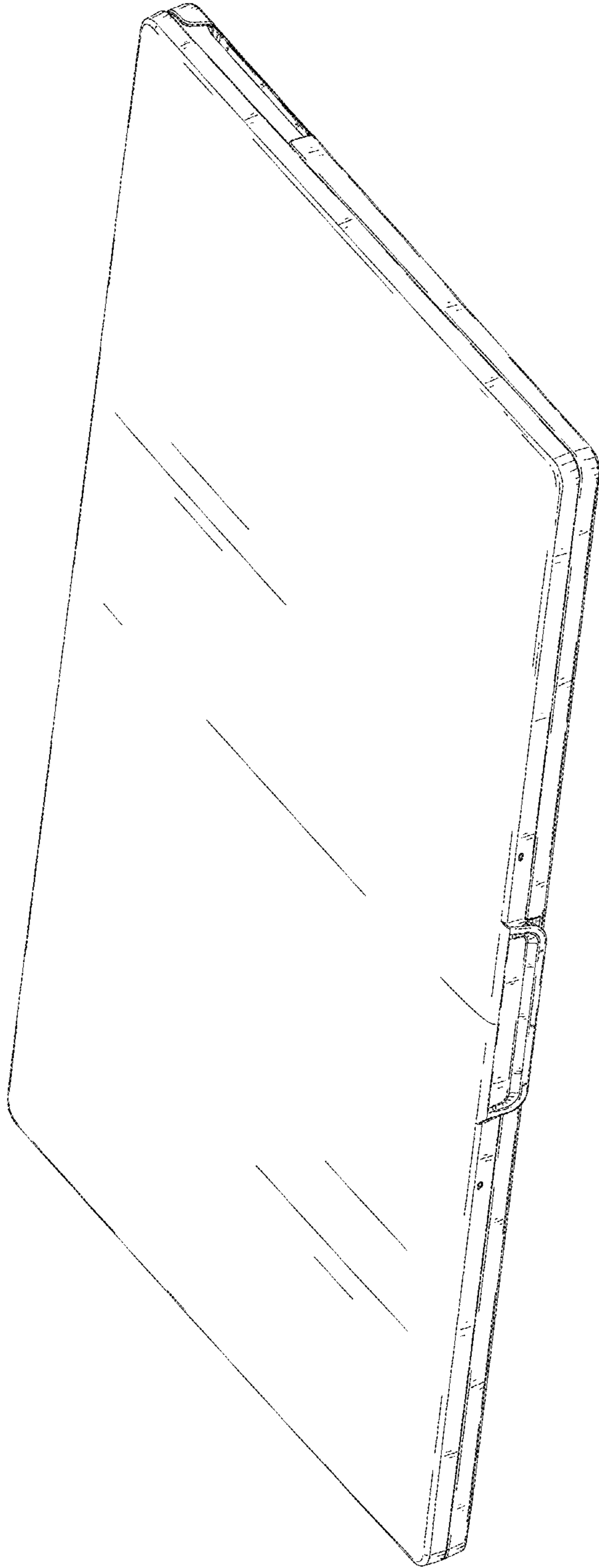


FIG. 1

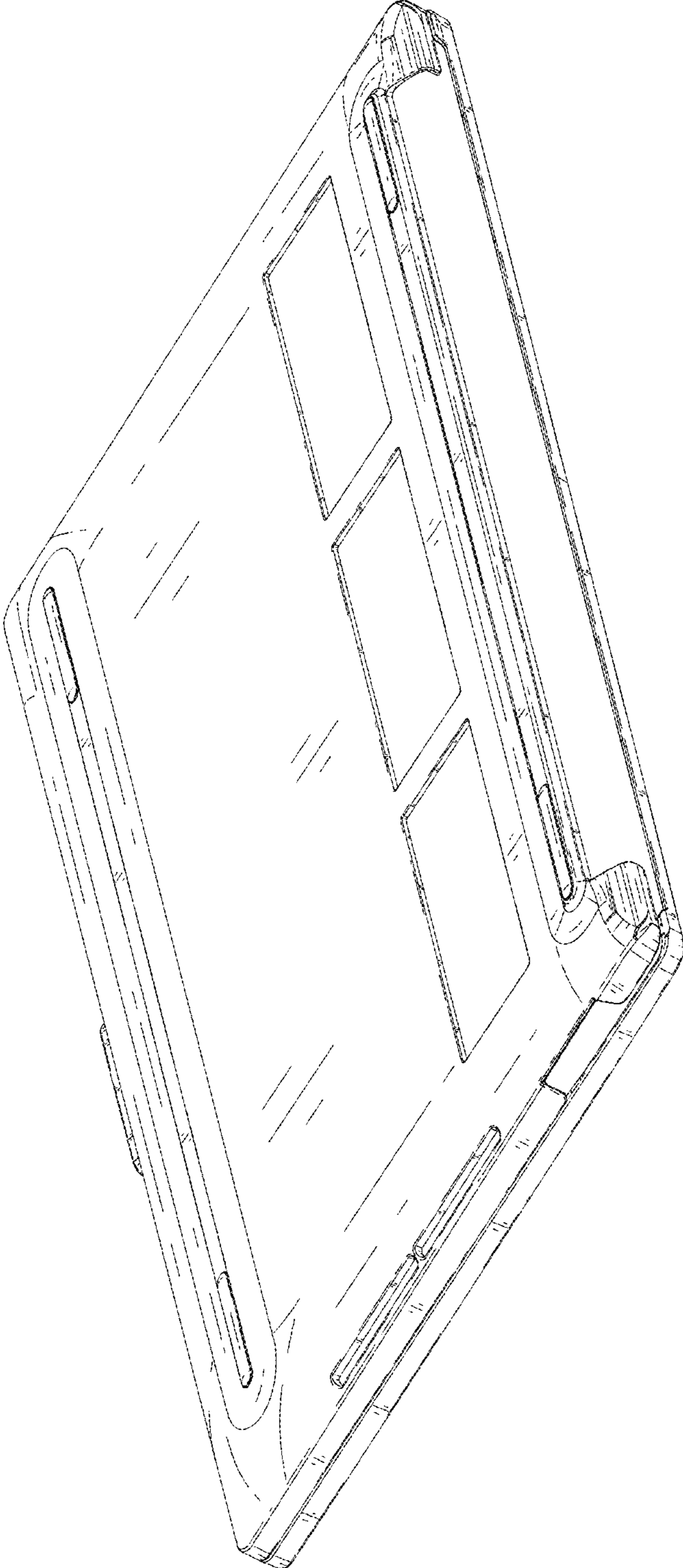


FIG. 2




FIG. 3

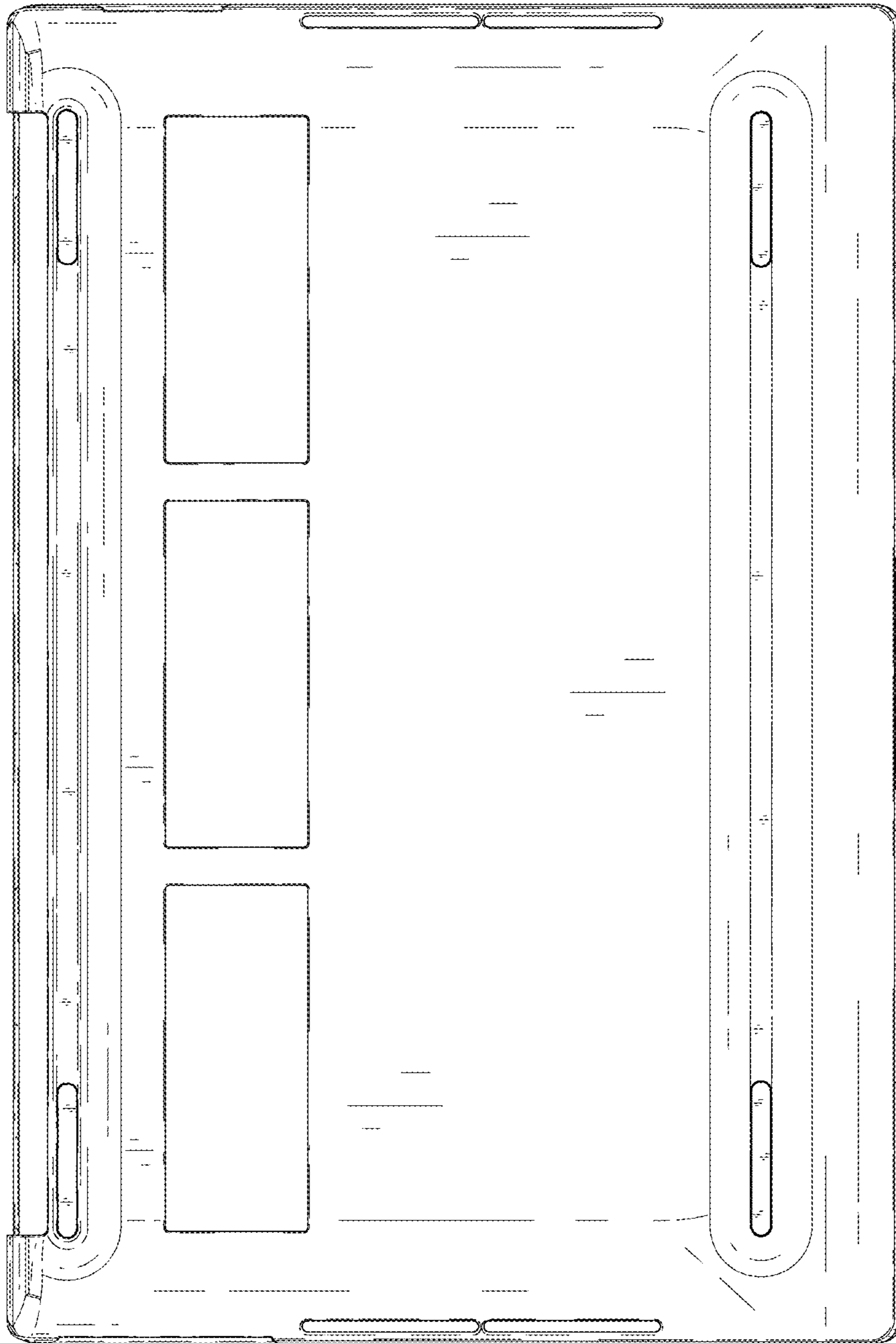


FIG. 4




FIG. 5

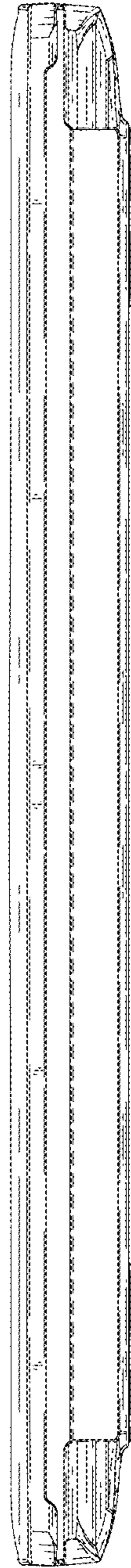


FIG. 6

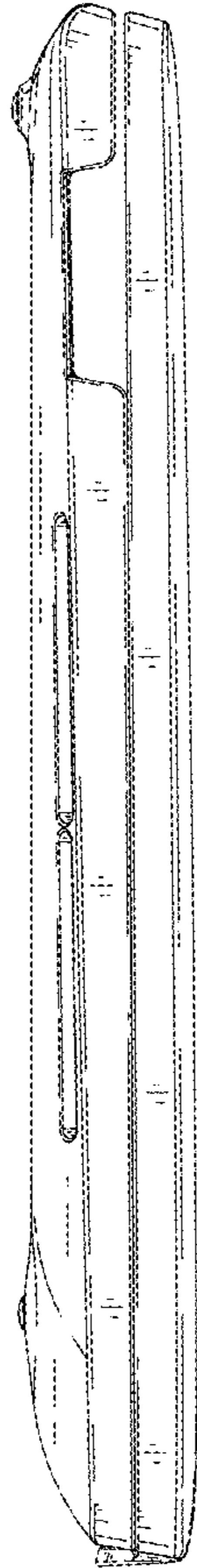


FIG. 7

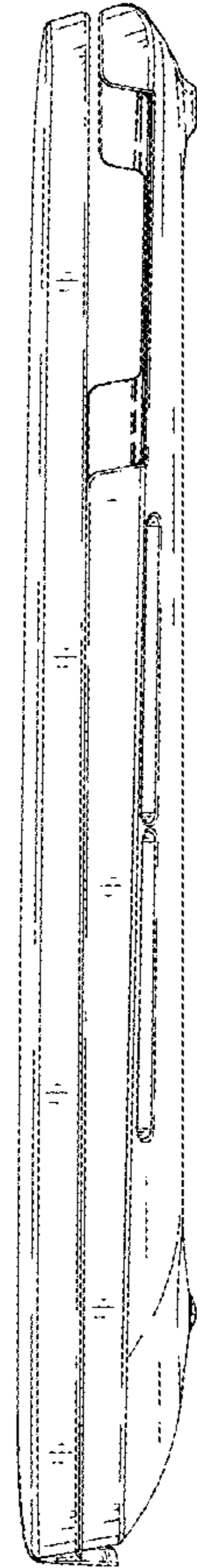


FIG. 8