

US00D966252S

(12) **United States Design Patent**  
**Wu**

(10) **Patent No.:** **US D966,252 S**  
(45) **Date of Patent:** **\*\* Oct. 11, 2022**

- (54) **WATERPROOF PHONE CASE**
- (71) Applicant: **Dongguan Shenhai Sporting Goods Co., Ltd.**, Dongguan (CN)
- (72) Inventor: **Zhidong Wu**, Guangdong (CN)
- (73) Assignee: **Dongguan Shenhai Sporting Goods Co., Ltd.**, Dongguan (CN)
- (\*\*) Term: **15 Years**
- (21) Appl. No.: **29/705,417**
- (22) Filed: **Sep. 11, 2019**
- (51) **LOC (13) Cl.** ..... **14-03**
- (52) **U.S. Cl.**  
USPC ..... **D14/250**
- (58) **Field of Classification Search**  
USPC ..... D3/201, 218; D13/103, 107, 108, 119;  
D14/217, 248, 250–253, 432, 434, 440,  
D14/441, 447  
CPC ..... H04B 1/3888; H04M 1/0283; H04M  
1/0202; A45F 2005/028; A45F 2200/0525  
See application file for complete search history.

10,194,725	B2 *	2/2019	Lai	.....	A45C 11/00
10,362,847	B1 *	7/2019	Okada	.....	H04B 1/3888
D901,479	S *	11/2020	Altschul	.....	D14/250
D902,192	S *	11/2020	Wright	.....	D14/250
D915,386	S *	4/2021	Zhou	.....	D14/250
D929,982	S *	9/2021	Tadesse	.....	D14/250
D929,984	S *	9/2021	Wu	.....	D14/250
2015/0136819	A1 *	5/2015	Yang	.....	A45C 13/008 224/191
2019/0379420	A1 *	12/2019	Balourdet	.....	H04B 1/3888

**OTHER PUBLICATIONS**

Vapesoon iPhone 11 Waterproof Case, publication date Aug. 10, 2019, [online] URL: [https://www.amazon.com/Vapesoon-Waterproof-Protection-Shockproof-Inch\)-Black/dp/B07W741T27](https://www.amazon.com/Vapesoon-Waterproof-Protection-Shockproof-Inch)-Black/dp/B07W741T27) (Year: 2019).\*

\* cited by examiner

*Primary Examiner* — L. A. Grabenstetter  
(74) *Attorney, Agent, or Firm* — JCIP Global Inc.

(57) **CLAIM**

The ornamental design for a waterproof phone, case as shown.

**DESCRIPTION**

FIG. 1 is a perspective view of a waterproof phone case showing my new design;  
FIG. 2 is another perspective view thereof;  
FIG. 3 is a front view thereof;  
FIG. 4 is a rear view thereof;  
FIG. 5 is a left side view thereof;  
FIG. 6 is a right side view thereof;  
FIG. 7 is a top view thereof; and,  
FIG. 8 is a bottom view thereof.

**1 Claim, 6 Drawing Sheets**

(56) **References Cited**

**U.S. PATENT DOCUMENTS**

D691,124	S *	10/2013	Yang	.....	D14/250
D692,419	S *	10/2013	Rayner	.....	D14/250
D697,504	S *	1/2014	Yang	.....	D14/250
D748,612	S *	2/2016	Chan	.....	D14/250
D765,627	S *	9/2016	Watt	.....	D14/250
D798,287	S *	9/2017	Wright	.....	D14/250
D798,855	S *	10/2017	Wright	.....	D14/250
D800,712	S *	10/2017	Lai	.....	D14/250






FIG. 1



FIG. 2



FIG. 3



FIG. 4




FIG. 5




FIG. 6




FIG. 7




FIG. 8