



US00D966241S

(12) **United States Design Patent** (10) **Patent No.:** **US D966,241 S**
Kim et al. (45) **Date of Patent:** **** Oct. 11, 2022**

(54) **ANTENNA**
(71) Applicant: **KMW INC.**, Hwaseong-si (KR)
(72) Inventors: **Duk Yong Kim**, Yongin-si (KR); **Kyu Chul Choi**, Hwaseong-si (KR); **In Hwa Choi**, Yongin-si (KR); **Youn Jun Cho**, Hwaseong-si (KR); **Jae Hyun Park**, Hwaseong-si (KR); **Kyo Sung Ji**, Hwaseong-si (KR); **Hye Yeon Kim**, Hwaseong-si (KR); **Chi Back Ryu**, Hwaseong-si (KR); **Jeong Hyun Choi**, Hwaseong-si (KR)

D311,911 S * 11/1990 Ueno D14/242
D316,546 S * 4/1991 Pedinielli D14/242
D334,553 S * 4/1993 Kobayashi D14/242
D336,075 S * 6/1993 Wakefield D14/353

(Continued)

FOREIGN PATENT DOCUMENTS

CN 302716315 S 1/2014
CN 305973428 * 8/2020

(Continued)

OTHER PUBLICATIONS

Duralast, Radiator A1494, available at autozone.com, oldest review date 20202, site visited Apr. 4, 2022, Available at URL: <https://bit.ly/35QOTFK> (Year: 2020).*

(Continued)

Primary Examiner — Daniel J Domino
Assistant Examiner — Samina Vieth
(74) *Attorney, Agent, or Firm* — Insight Law Group, PLLC; Seung Lee

(73) Assignee: **KMW INC.**, Hwaseong-si (KR)

(**) Term: **15 Years**

(21) Appl. No.: **29/755,315**

(22) Filed: **Oct. 19, 2020**

(30) **Foreign Application Priority Data**

Apr. 20, 2020 (KR) 30-2020-0017456

(51) **LOC (13) Cl.** **14-03**

(52) **U.S. Cl.**
USPC **D14/230**

(58) **Field of Classification Search**
USPC D14/218, 230, 231–238; D8/32, 377;
D25/41.1, 43, 119; D23/227, 219, 136,
D23/266, 267
CPC H04R 1/02; H04R 1/025; H04R 1/026;
H04R 1/028; H04R 1/34; H04R 1/40;
H04R 1/323; H04R 1/403; G06F 1/1688;
G10K 9/22; G10K 11/004
See application file for complete search history.

(56) **References Cited**

U.S. PATENT DOCUMENTS

D292,914 S * 11/1987 Moeller D13/184
D308,203 S * 5/1990 Kosugi D14/230

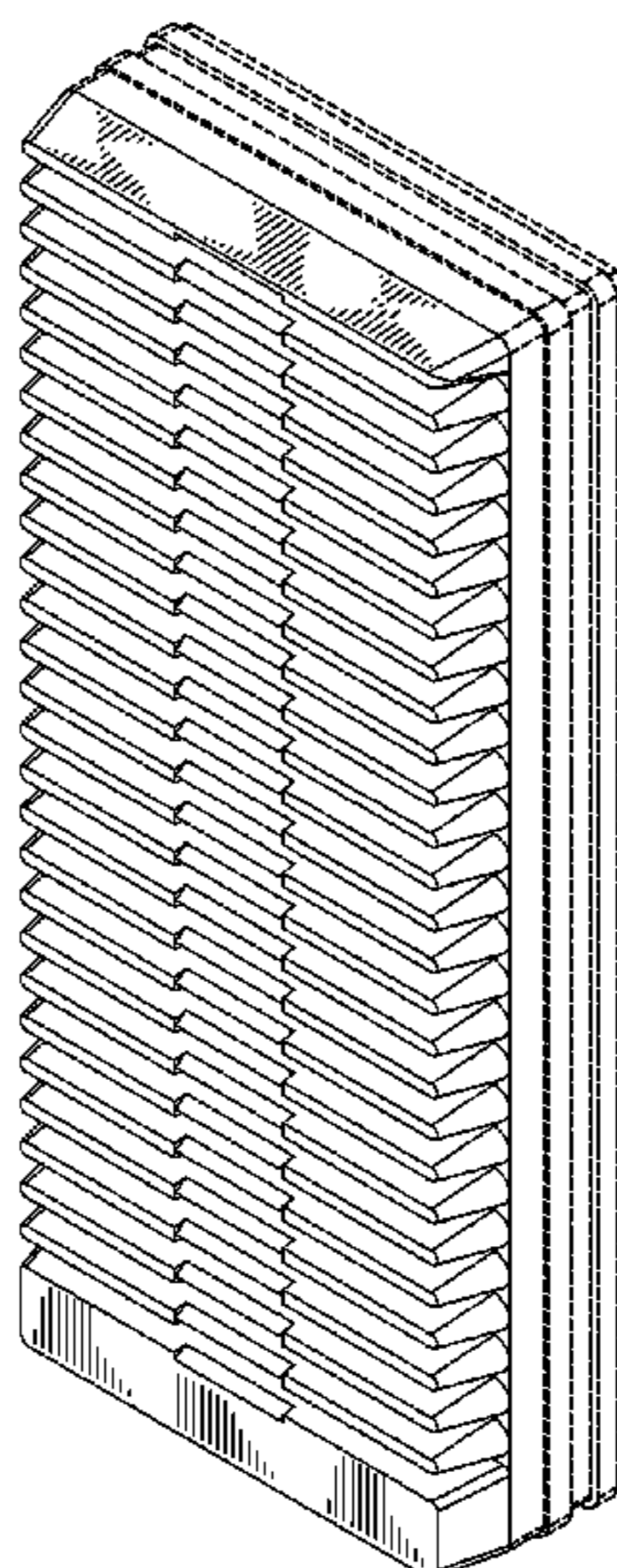
(57) **CLAIM**

We claim the ornamental design for the antenna, as shown and described.

DESCRIPTION

FIG. 1 is a perspective view of an antenna showing our new design;
FIG. 2 is a front view thereof;
FIG. 3 is a rear view thereof;
FIG. 4 is a left-side view thereof;
FIG. 5 is a right-side view thereof;
FIG. 6 is a top view thereof; and,
FIG. 7 is a bottom view thereof.
The features shown in broken lines in the various Figures are for illustrating environment structure and form no part of the claimed design.

1 Claim, 7 Drawing Sheets



(56)

References Cited

U.S. PATENT DOCUMENTS

D381,011 S * 7/1997 Widmayer D13/179
 D382,539 S * 8/1997 Kornblum D13/123
 D422,999 S * 4/2000 Overton D14/230
 D435,068 S * 5/2000 Melin D14/230
 D435,251 S * 12/2000 Overton D14/230
 D442,566 S * 5/2001 Chou D13/179
 D449,587 S * 10/2001 Cronin D13/179
 D458,228 S * 6/2002 Jacobson D13/152
 D568,841 S * 5/2008 Fischer D13/184
 7,535,716 B2 * 5/2009 Fischer H04Q 1/10
 174/50.54
 D638,376 S * 5/2011 Herrmann D13/179
 D641,344 S * 7/2011 Thomas D14/242
 D679,464 S * 4/2013 Wen D32/55
 D726,144 S * 4/2015 Kang D14/204
 D735,674 S * 8/2015 Miyazaki D13/147
 10,018,792 B2 * 7/2018 Kim G02B 6/4261
 D842,835 S * 3/2019 Lehman D14/188
 D852,158 S * 6/2019 Tani D14/147
 D891,408 S * 7/2020 Kwak D14/240
 11,081,777 B2 * 8/2021 Kim H05K 9/0024
 D933,191 S * 10/2021 Shimada D23/385

11,233,308 B2 * 1/2022 Kim H01Q 1/405
 11,266,041 B2 * 3/2022 Kim H05K 5/03
 2020/0028237 A1 * 1/2020 Kim H01Q 3/267

FOREIGN PATENT DOCUMENTS

CN 306328749 * 2/2021
 CN 306687007 * 7/2021
 GB 9005174026-0001 * 4/2018
 JP 1344792 S 10/2008
 JP D1460598 * 3/2012

OTHER PUBLICATIONS

Duracell, 1200W Ultra High Power Inverter . . . , available at bestbuy.com, oldest review date 2019, site visited Apr. 4, 2022, Available at URL: <https://www.bestbuy.com/site/duracell-1200w-ultra-high-power-inverter-with-usb-charge-port-black/6168416.p?skuId=6168416> (Year: 2019).
 Umbra Store,330720-505 UDry Rack and Mircrofiber Dish Drying Mat . . . , available at Amazon.com, date first available Jul. 26, 2018, site visited Apr. 4, 2022, available at URL <https://amzn.to/37k7Ela> (Year: 2018).
 Notice of Allowance dated Apr. 27, 2021 for Japanese Design Application No. 2020-022188.

* cited by examiner

FIG. 1

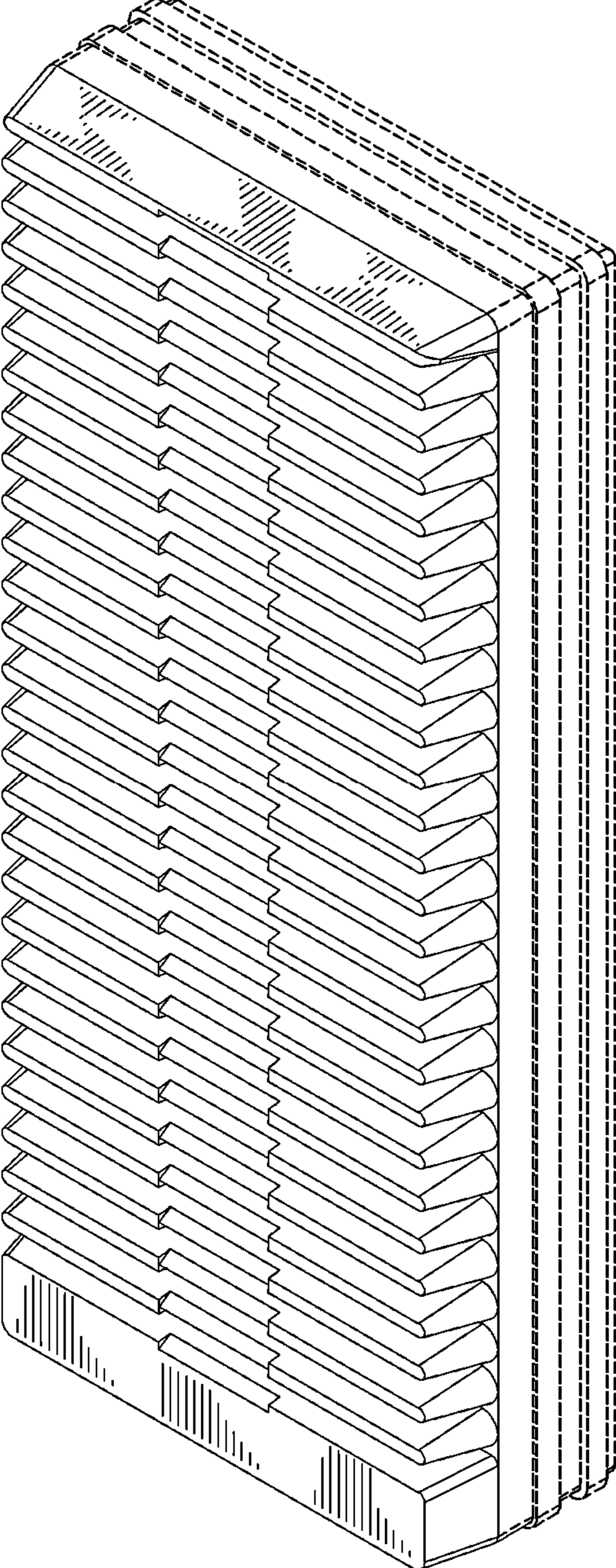


FIG. 2

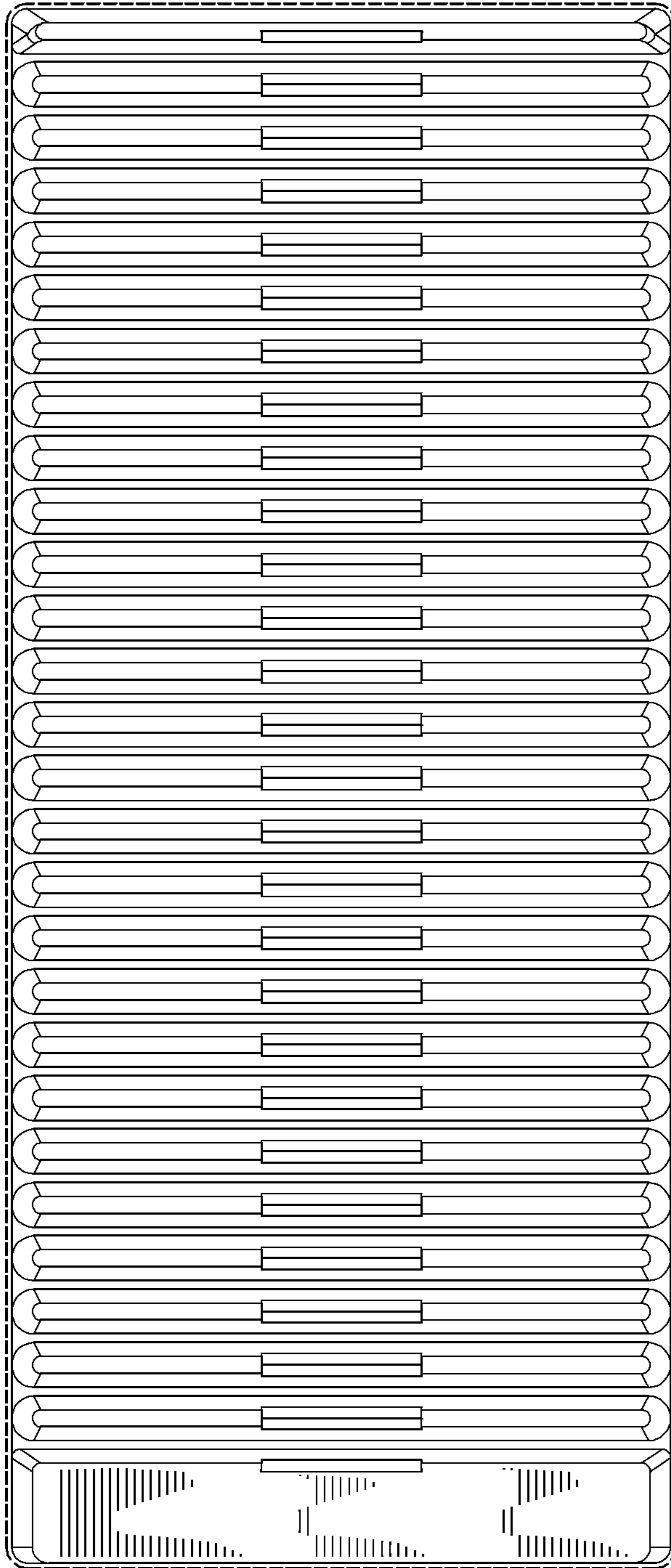


FIG. 3




FIG. 4

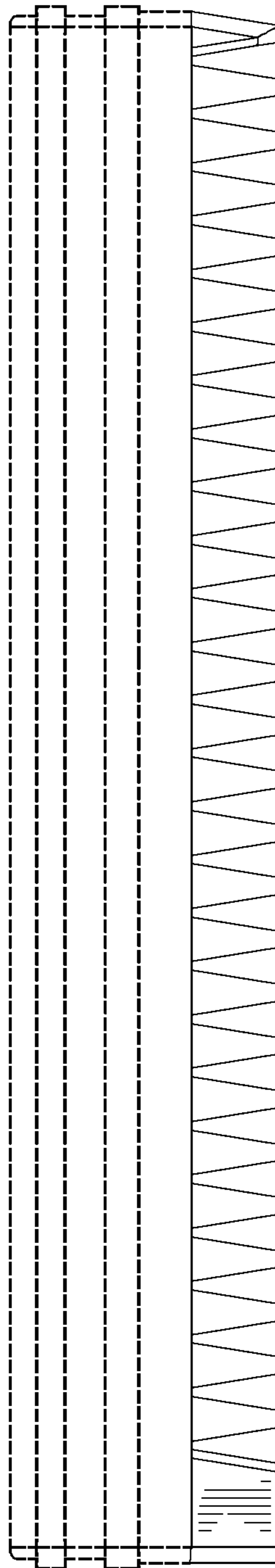


FIG. 5

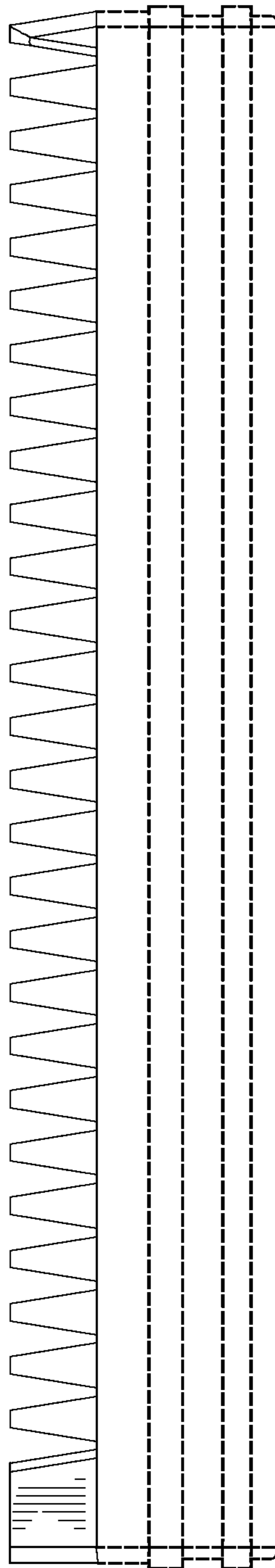


FIG. 6

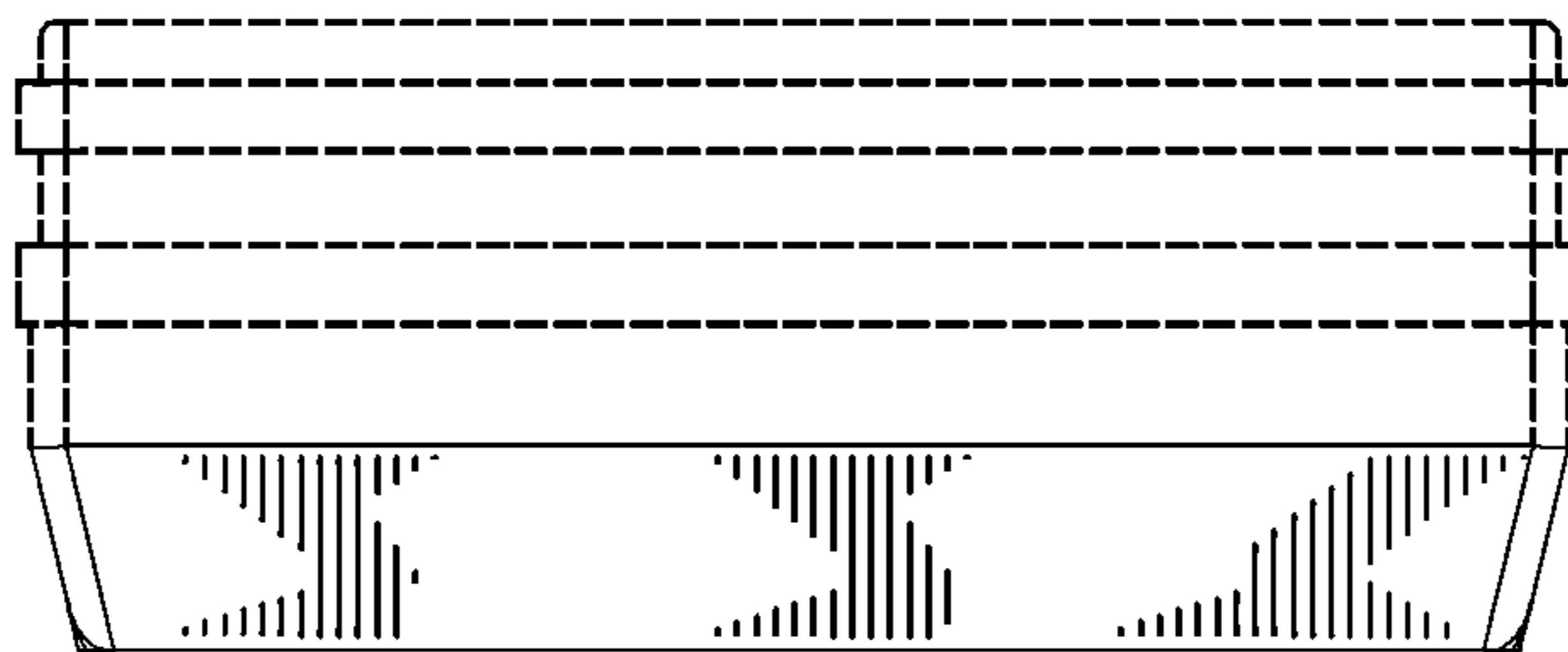


FIG. 7

