



US00D966221S

(12) **United States Design Patent**
Higashide

(10) **Patent No.:** **US D966,221 S**

(45) **Date of Patent:** **** Oct. 11, 2022**

(54) **ELECTRONIC DEVICE**

(71) Applicant: **Kyocera Corporation**, Kyoto (JP)

(72) Inventor: **Takashi Higashide**, Kawasaki (JP)

(73) Assignee: **KYOCERA CORPORATION**, Kyoto (JP)

(**) Term: **15 Years**

(21) Appl. No.: **29/735,591**

(22) Filed: **May 22, 2020**

(30) **Foreign Application Priority Data**

Mar. 31, 2020 (JP) 2020-006272 D

(51) **LOC (13) Cl.** **14-03**

(52) **U.S. Cl.**
USPC **D14/138 G**

(58) **Field of Classification Search**
USPC D14/348, 426, 439, 496, 138 R, 138 AA,
D14/138 AB, 138 AC, 138 AD, 138 C,
D14/138 G, 203.1, 203.3, 203.4, 203.7,
D14/299; D13/103, 107
CPC .. G06F 3/0488; G06F 3/04883; G06F 1/1613;
G06F 1/1686; G06F 1/1626; G06F
1/1692; G06F 2200/1633; H04M 1/0283;
H04M 1/0279; H04M 1/0202; H04M
1/0266; H04M 1/027
See application file for complete search history.

(56) **References Cited**

U.S. PATENT DOCUMENTS

D678,232 S * 3/2013 Harmon D14/138 G
D682,245 S * 5/2013 Harmon D14/138 G
D685,754 S * 7/2013 Palmer D14/138 G
D687,004 S * 7/2013 Behling D14/138 G
D688,221 S * 8/2013 Zuffo D14/138 G
D689,837 S * 9/2013 Kangasmaa H01R 13/631
D14/138 G

D716,249 S * 10/2014 Zhang D14/138 G
D760,216 S * 6/2016 Krause D14/341
D780,149 S * 2/2017 Daniel D14/138 G

(Continued)

FOREIGN PATENT DOCUMENTS

JP 1580459 S 7/2017
JP 1614864 S 10/2018
JP 1642385 S 9/2019

OTHER PUBLICATIONS

Review: Kyocera DuraForce Pro, www.phonescoop.com, Jan. 11, 2017. <https://www.phonescoop.com/articles/article.php?a=18607> (Year: 2017).*

(Continued)

Primary Examiner — Llorellys Martinez

Assistant Examiner — Kwabena A. Ankobiah

(74) *Attorney, Agent, or Firm* — Sughrue Mion, PLLC

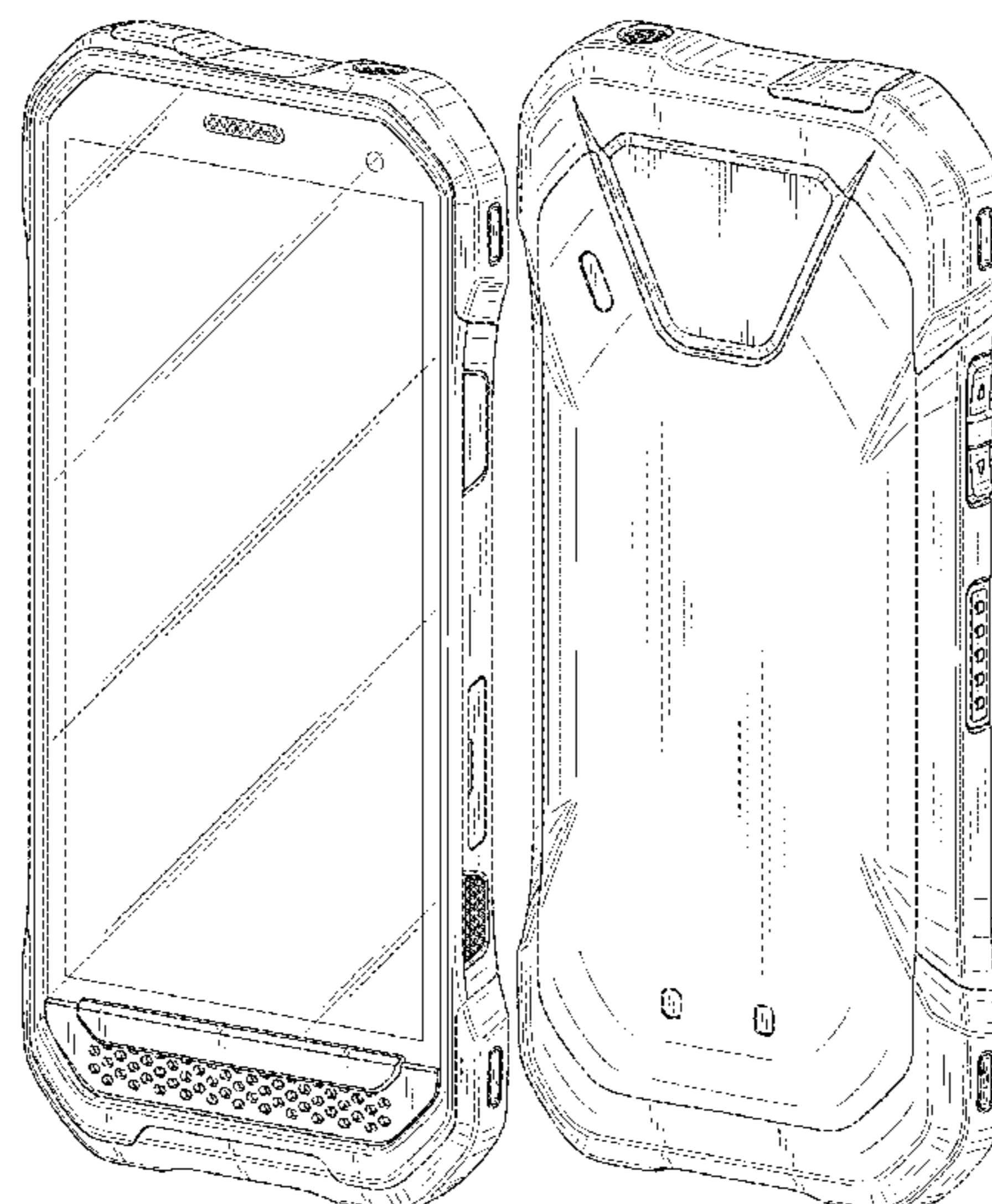
(57) **CLAIM**

The ornamental design for an electronic device, as shown and described.

DESCRIPTION

FIG. 1 is a front perspective view of an electronic device showing my new design;
FIG. 2 is a rear perspective view thereof;
FIG. 3 is a front elevational view thereof;
FIG. 4 is a rear elevational view thereof;
FIG. 5 is a left-side elevational view thereof;
FIG. 6 is a right-side elevational view thereof;
FIG. 7 is a top plan view thereof;
FIG. 8 is a bottom plan view thereof; and,
FIG. 9 is an enlarged view showing a portion of FIG. 4 defined by lines 9-9.
The broken lines encircling a portion of the electronic device in FIG. 9 are included to show a partially enlarged view only and form no part of the claimed design.

1 Claim, 7 Drawing Sheets



(56)

References Cited

U.S. PATENT DOCUMENTS

D788,055 S * 5/2017 Kim D14/138 G
D802,551 S * 11/2017 Hunt D14/138 G
D823,300 S * 7/2018 Fountain D14/341
D823,852 S * 7/2018 Shen D14/341
D840,961 S * 2/2019 Panosian D14/138 G
D856,956 S * 8/2019 Liu D14/250
D858,476 S 9/2019 Higashide
D859,348 S * 9/2019 Hunt D14/138 G
D870,722 S * 12/2019 Shen D14/341
D886,074 S * 6/2020 Wei D14/138 G
D909,327 S * 2/2021 Wei D14/138 G
D914,684 S * 3/2021 Lim D14/426
D919,625 S * 5/2021 Chen D14/426
D930,578 S * 9/2021 Zheng D13/110
D940,094 S * 1/2022 Chen D14/138 G
D942,931 S * 2/2022 Fang D13/110
D943,584 S * 2/2022 Lim D14/138 G
D944,752 S * 3/2022 Higashide D14/138 G
2015/0083619 A1 * 3/2015 Kennard A45C 11/00
206/320
2018/0191881 A1 * 7/2018 Panosian H04M 1/0279
2019/0312962 A1 * 10/2019 Panosian H04M 1/0279
2021/0376525 A1 * 12/2021 Lim H01R 13/631

OTHER PUBLICATIONS

Kyocera Duraforce Ultra 5G UW Review, www.theverge.com, May 23, 2021. <https://www.theverge.com/22446490/kyocera-duraforce-ultra-5g-uw-review-price-specs-screen-camera> (Year: 2021).*

Kyocera DuraForce Ultra 5G, www.amazon.com, May 27, 2021. <https://www.amazon.com/Kyocera-DuraForce-Smartphone-Verizon-Wideband/dp/B093XYRGFN> (Year: 2021).*

* cited by examiner

FIG. 1

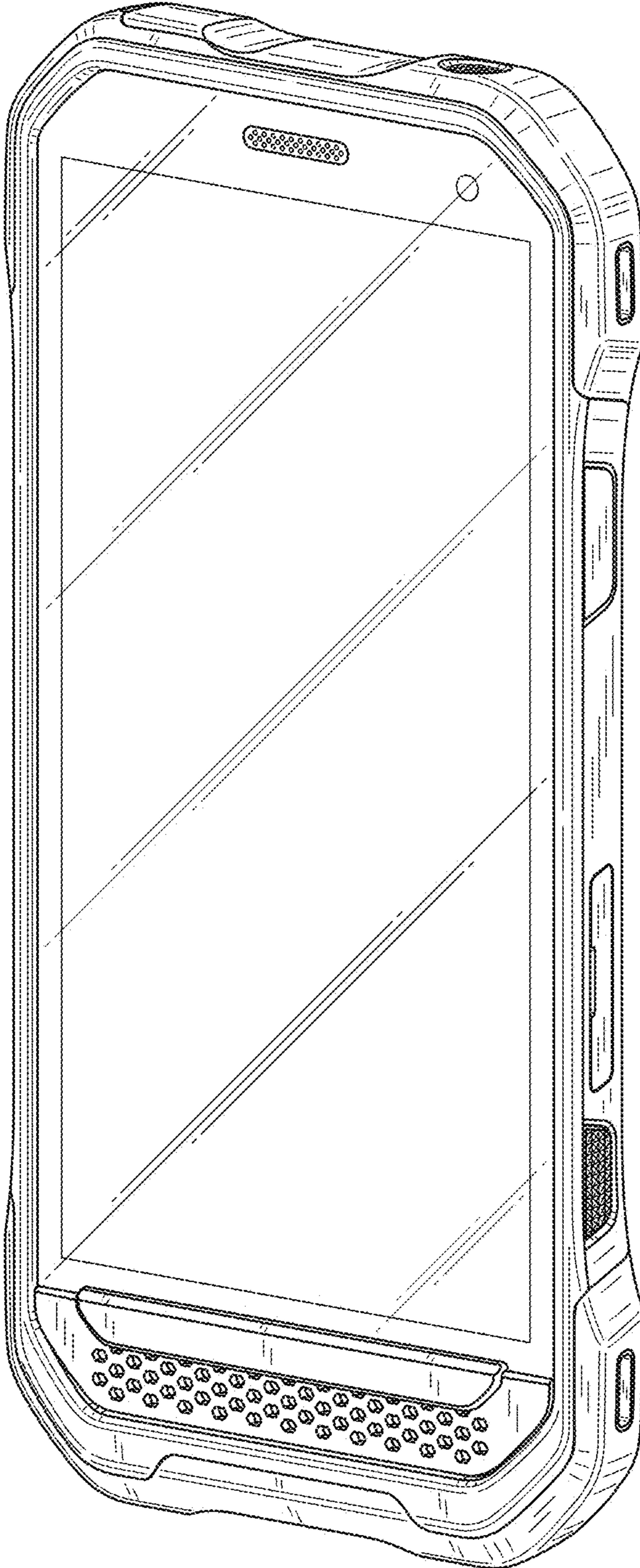


FIG. 2

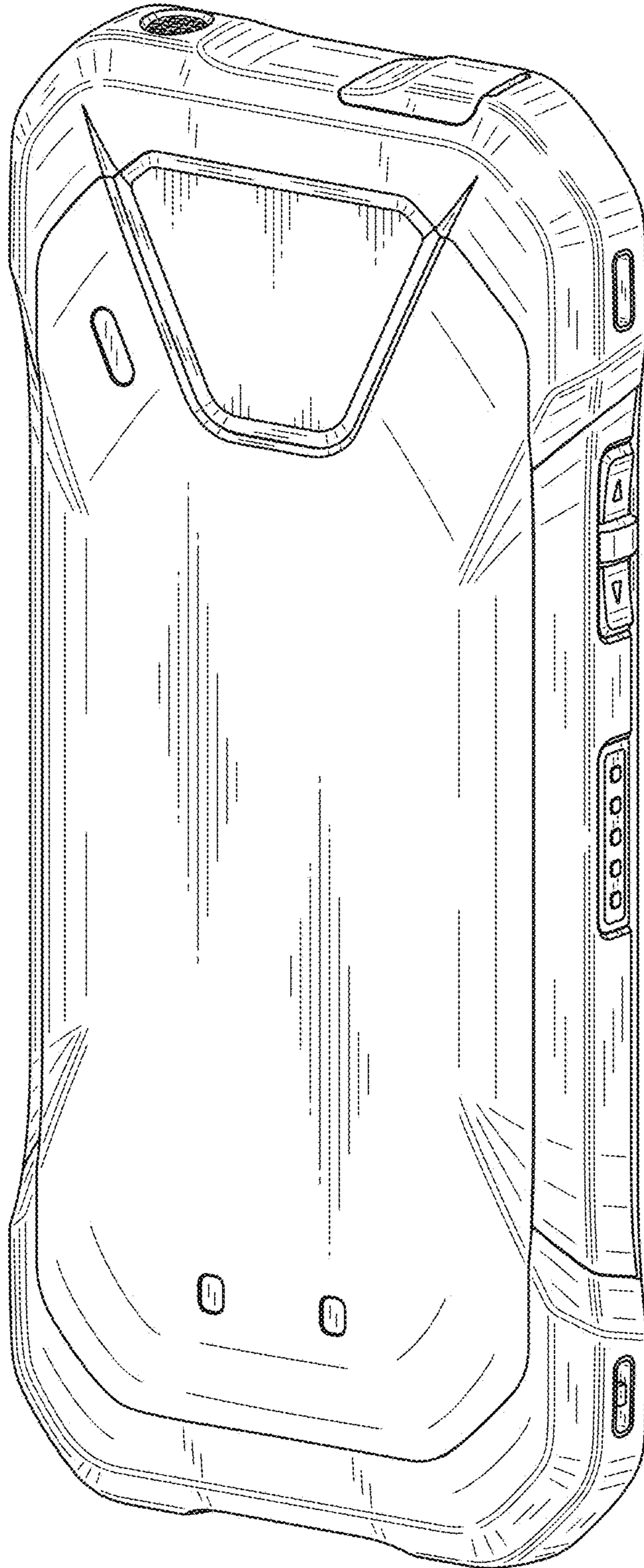


FIG. 3

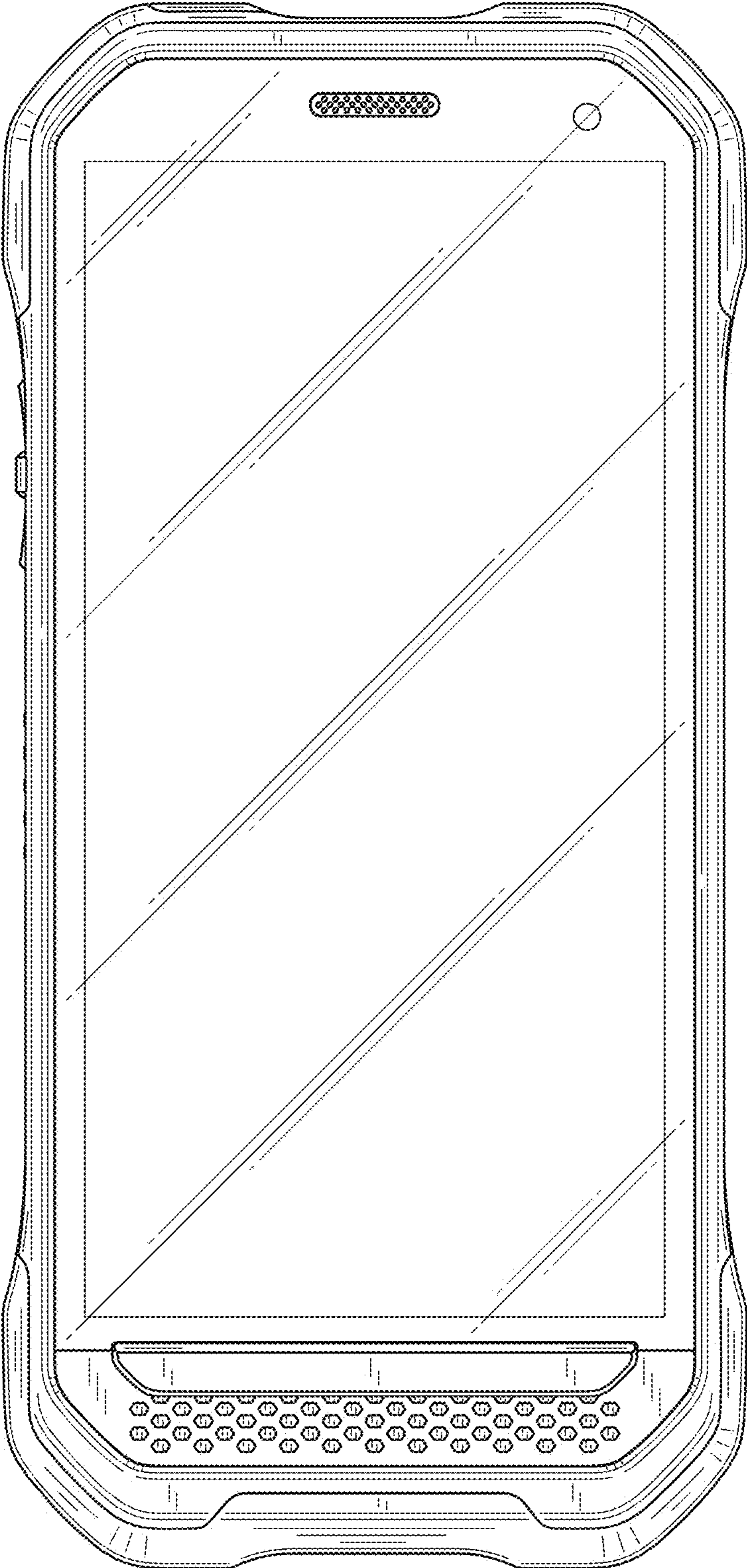


FIG. 4

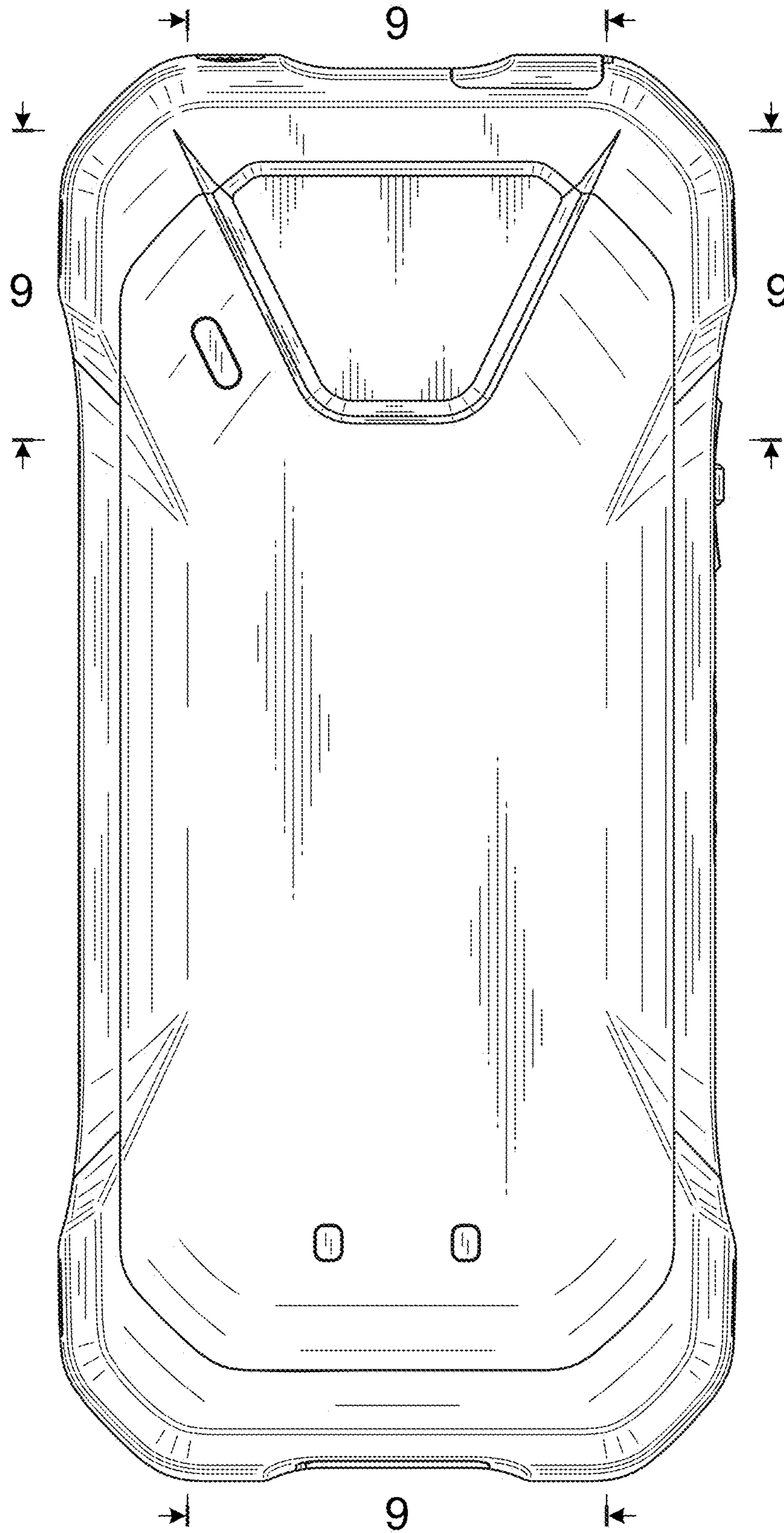


FIG. 5

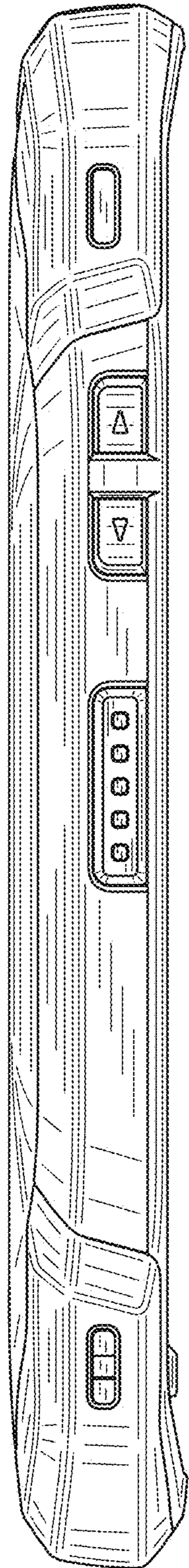


FIG. 6

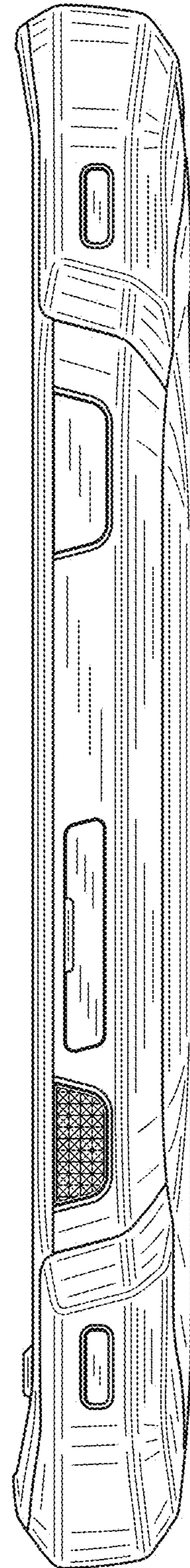


FIG. 7

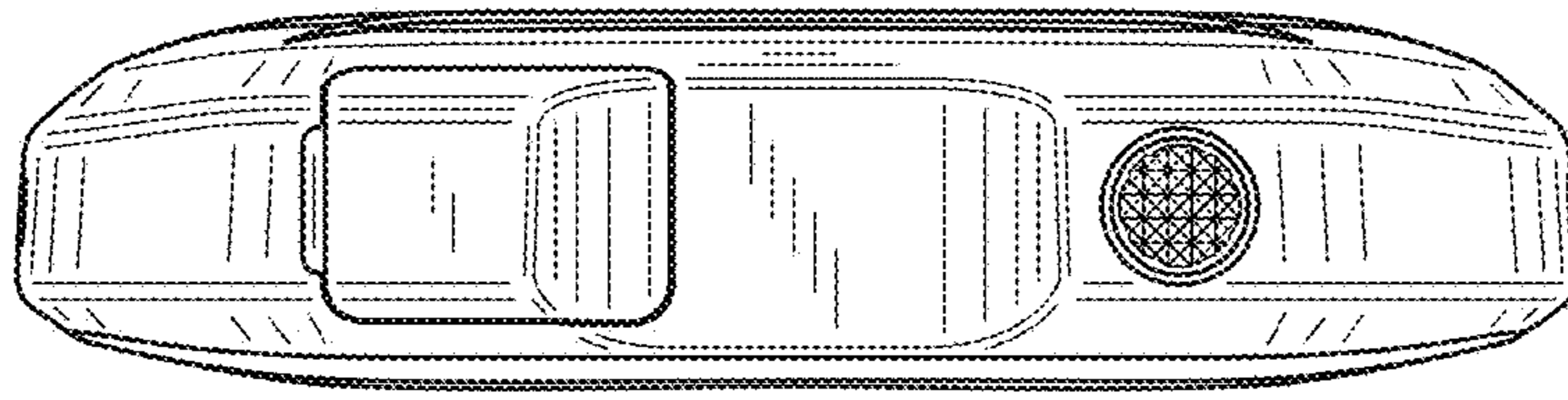


FIG. 8

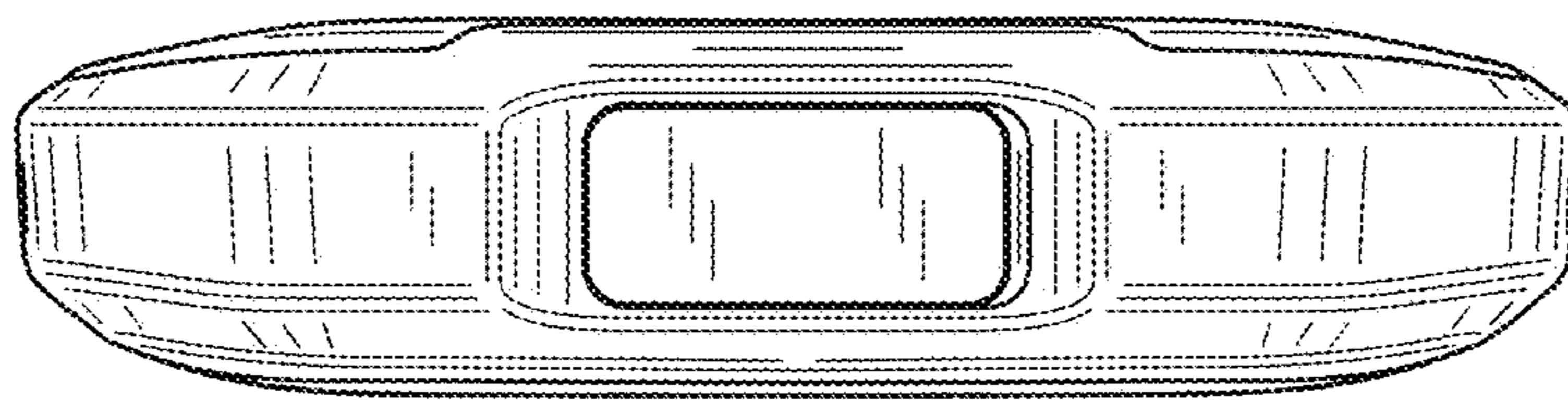


FIG. 9

