

US00D966210S

(12) **United States Design Patent** (10) **Patent No.:** **US D966,210 S**
Tan (45) **Date of Patent:** **** Oct. 11, 2022**

(54) **HOUSING FOR ELECTRICITY DISTRIBUTION BOARDS**
(71) Applicant: **SCHNEIDER ELECTRIC INDUSTRIES SAS**, Rueil-Malmaison (FR)
(72) Inventor: **Yee Hsien Tan**, Grenoble (FR)
(73) Assignee: **SCHNEIDER ELECTRIC INDUSTRIES SAS**, Rueil-Malmaison (FR)

D373,362 S * 9/1996 Kuroiwa D14/140.4
D553,094 S * 10/2007 Pape D13/184
D558,683 S * 1/2008 Pape D13/184
D601,103 S * 9/2009 Pape D13/184
D721,656 S * 1/2015 Endo D13/147
D764,452 S * 8/2016 Erdl D14/308
D782,418 S * 3/2017 Visel D13/133
D794,561 S * 8/2017 Schroedel D13/112
10,249,987 B2 * 4/2019 Pathmanathan ... H01R 13/6295
D904,400 S * 12/2020 Boren D14/240
10,853,460 B2 * 12/2020 Crawford G06F 21/31
D915,313 S * 4/2021 Alfredsson D13/184

(Continued)

(**) Term: **15 Years**

Primary Examiner — Rhea Shields

(21) Appl. No.: **35/511,682**

(74) Attorney, Agent, or Firm — IpHorgan Ltd.

(22) Filed: **Jan. 8, 2021**

(80) **Hague Agreement Data**

Int. Filing Date: **Jan. 8, 2021**
Int. Reg. No.: **DM/213565**
Int. Reg. Date: **Jan. 8, 2021**
Int. Reg. Pub. Date: **Apr. 16, 2021**

(57) **CLAIM**

The ornamental design for a housing for electricity distribution boards, as shown and described.

(30) **Foreign Application Priority Data**

Jul. 10, 2020 (EM) 008037964-0002

(51) **LOC (13) Cl.** **13-03**

(52) **U.S. Cl.**
USPC **D13/184**

(58) **Field of Classification Search**
USPC D13/147, 184, 133, 112, 163;
D14/140.4, 240
CPC G06F 21/31; H01R 13/6295; H02B 1/36;
H02G 5/06
See application file for complete search history.

DESCRIPTION

The patent or application file contains at least one drawing executed in color. Copies of this patent or patent application publication with color drawing(s) will be provided by the Office upon request and payment of the necessary fee.

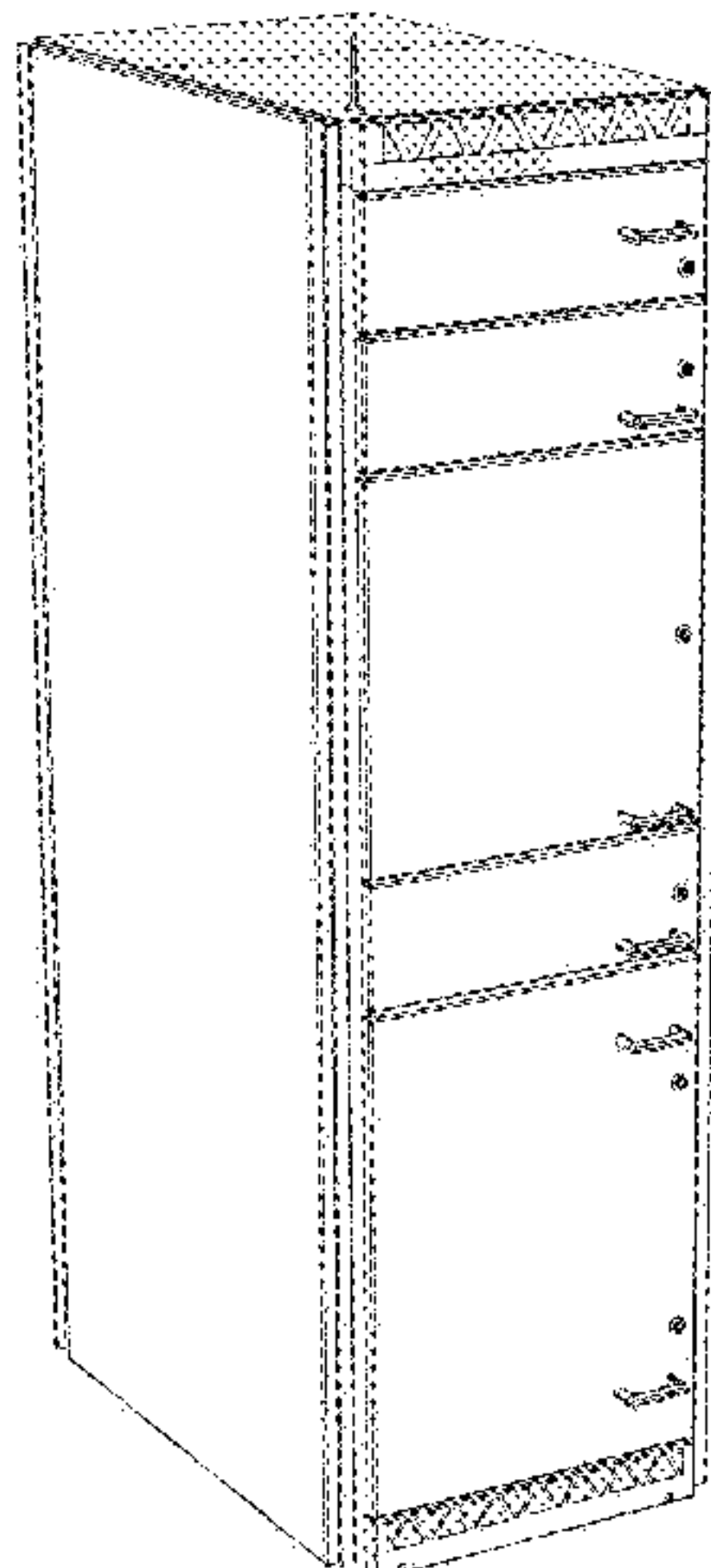
1. Housing for electricity distribution boards
1.1 : Perspective
1.2 : Front
1.3 : Right
1.4 : Left
1.5 : Enlarged
The portion of the design shown in the color yellow, in figures **1.1**, **1.2** and **1.5**, which extends to a respective boundary but does not include the boundary, is for the purpose of illustrating portions of the housing and forms no part of the claimed design.

(56) **References Cited**

U.S. PATENT DOCUMENTS

3,041,506 A * 6/1962 Schlessel H02G 5/06
D13/163
3,303,395 A * 2/1967 Eck H02B 1/36
D13/163

1 Claim, 5 Drawing Sheets
(3 of 5 Drawing Sheet(s) Filed in Color)




(56)

References Cited

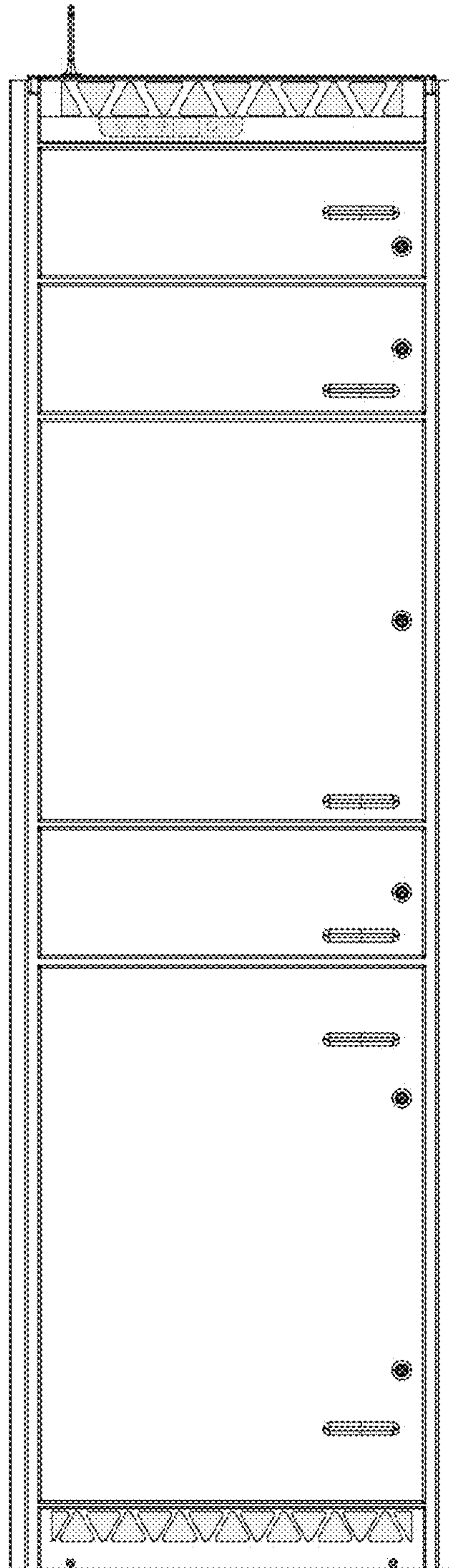
U.S. PATENT DOCUMENTS

D916,040 S * 4/2021 Alfredsson D13/184
D919,578 S * 5/2021 Zarnescu D13/147

* cited by examiner




1.1

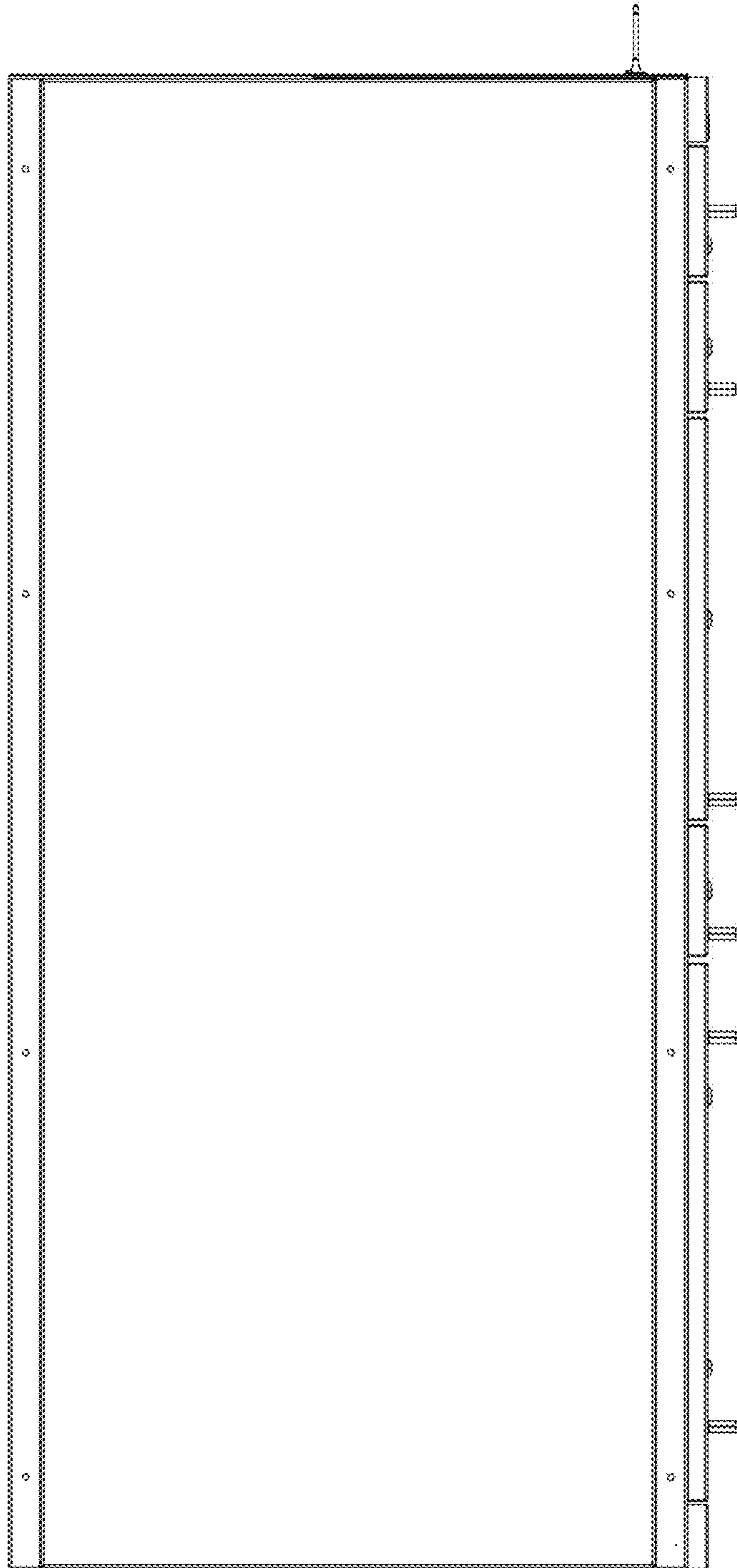


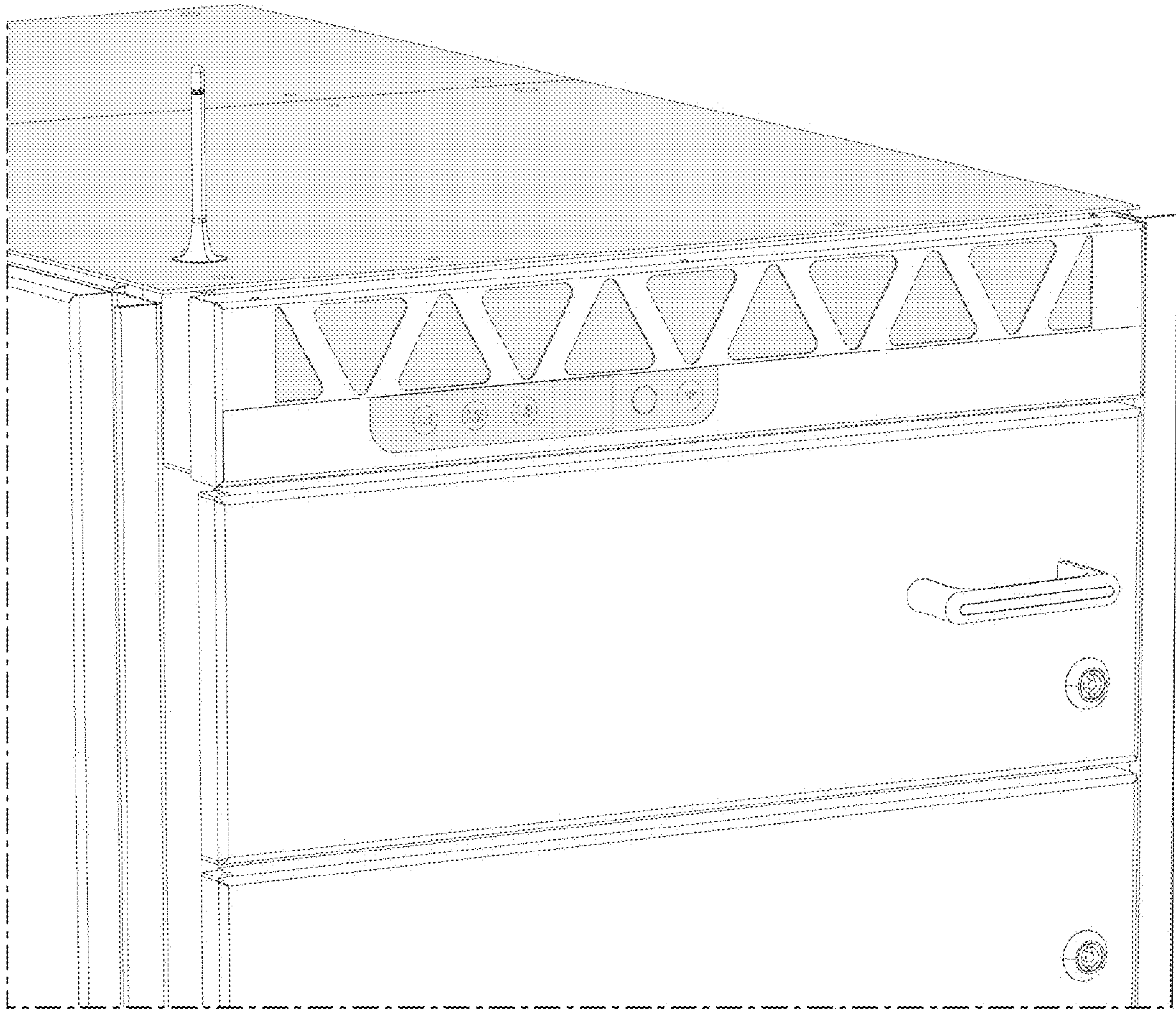
1.2

1.3



1.4





1.5