

US00D966204S

(12) **United States Design Patent** (10) **Patent No.:** **US D966,204 S**
Min (45) **Date of Patent:** **** *Oct. 11, 2022**

(54) **INTELLIGENT SWITCH** 8,786,137 B2 * 7/2014 Chou G04G 15/006
307/116

(71) Applicant: **NANJING EASTHOUSE** 8,853,893 B2 * 10/2014 Savicki, Jr. H05B 33/0815
ELECTRICAL CO., LTD., Nanjing
(CN) D777,686 S * 1/2017 Huynh D13/169
D830,977 S * 10/2018 Liao D13/169
D859,325 S * 9/2019 Cox D13/164
D859,326 S * 9/2019 Cox D13/164
D859,328 S * 9/2019 Gutierrez D13/169

(72) Inventor: **Hao Min**, Nanjing (CN) 2010/0214756 A1 * 8/2010 Feldstein H01H 9/0271
361/807

(73) Assignee: **NANJING EASTHOUSE** 2012/0068894 A1 * 3/2012 Feldstein H01C 21/007
ELECTRICAL CO., LTD., Nanjing
(CN) 343/702

(*) Notice: This patent is subject to a terminal disclaimer. 2012/0292174 A1 * 11/2012 Mah H01H 3/227
200/573

(**) Term: **15 Years**

(21) Appl. No.: **29/671,167**

(22) Filed: **Nov. 23, 2018**

(51) **LOC (13) Cl.** **13-03**

(52) **U.S. Cl.**
USPC **D13/164**

(58) **Field of Classification Search**
USPC D13/162, 164, 169, 171, 177
CPC .. H01H 3/12; H01H 9/16; H01H 9/18; H01H
9/181; H01H 9/182; H01H 13/04; H01H
13/14; H01H 2009/187; H05B 33/0803;
H05B 33/0863; H05B 37/02; H05B
37/0254; H05B 37/0272; H05B 39/02;
H05B 39/04; H05B 39/085; H05B
39/086; H05B 39/088

See application file for complete search history.

(56) **References Cited**

U.S. PATENT DOCUMENTS

5,895,888 A * 4/1999 Arenas H02G 3/14
174/66
D553,583 S * 10/2007 Xu D13/164

* cited by examiner

Primary Examiner — Selina Sikder

(74) *Attorney, Agent, or Firm* — Ming Jiang; MM IP
Services LLC

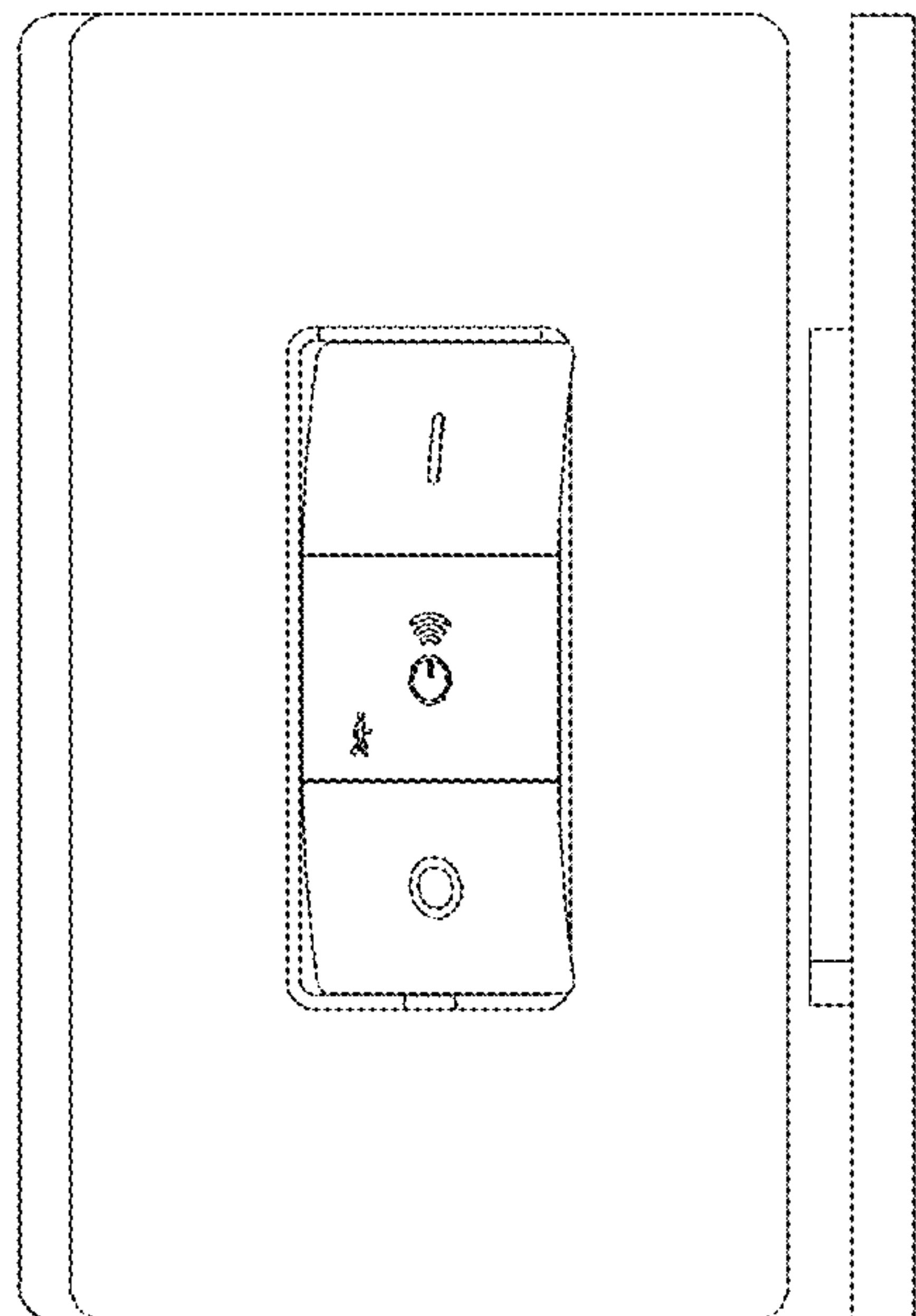
(57) **CLAIM**

I claim the ornamental design for an intelligent switch, as shown and described.

DESCRIPTION

FIG. 1 is a left side, perspective view of the intelligent switch embodying my design;
FIG. 2 is a front plan view thereof;
FIG. 3 is a rear plan view thereof;
FIG. 4 is a left plan view thereof;
FIG. 5 is a right plan view thereof;
FIG. 6 is a top plan view thereof; and,
FIG. 7 is a bottom plan view thereof.

1 Claim, 5 Drawing Sheets



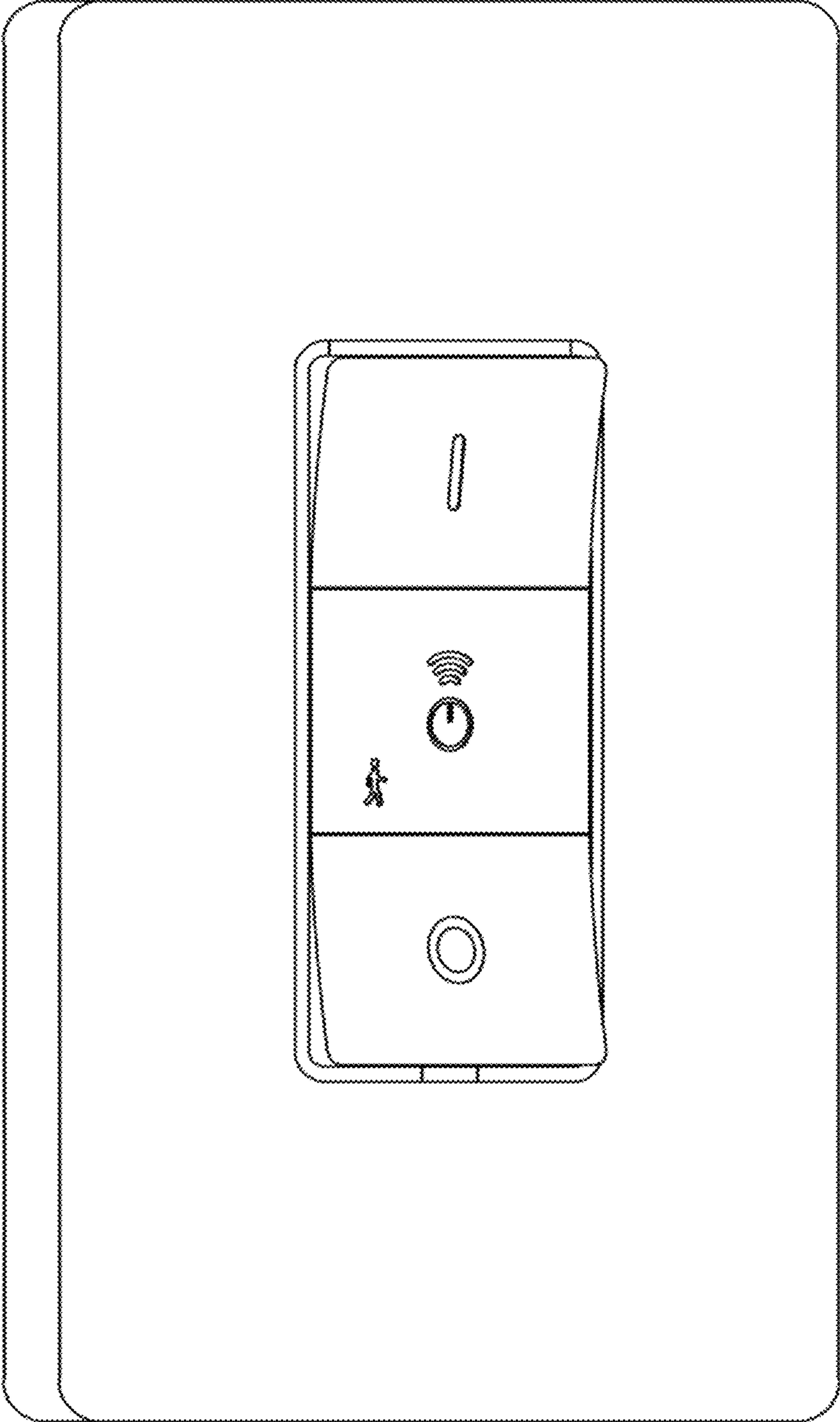


FIG. 1

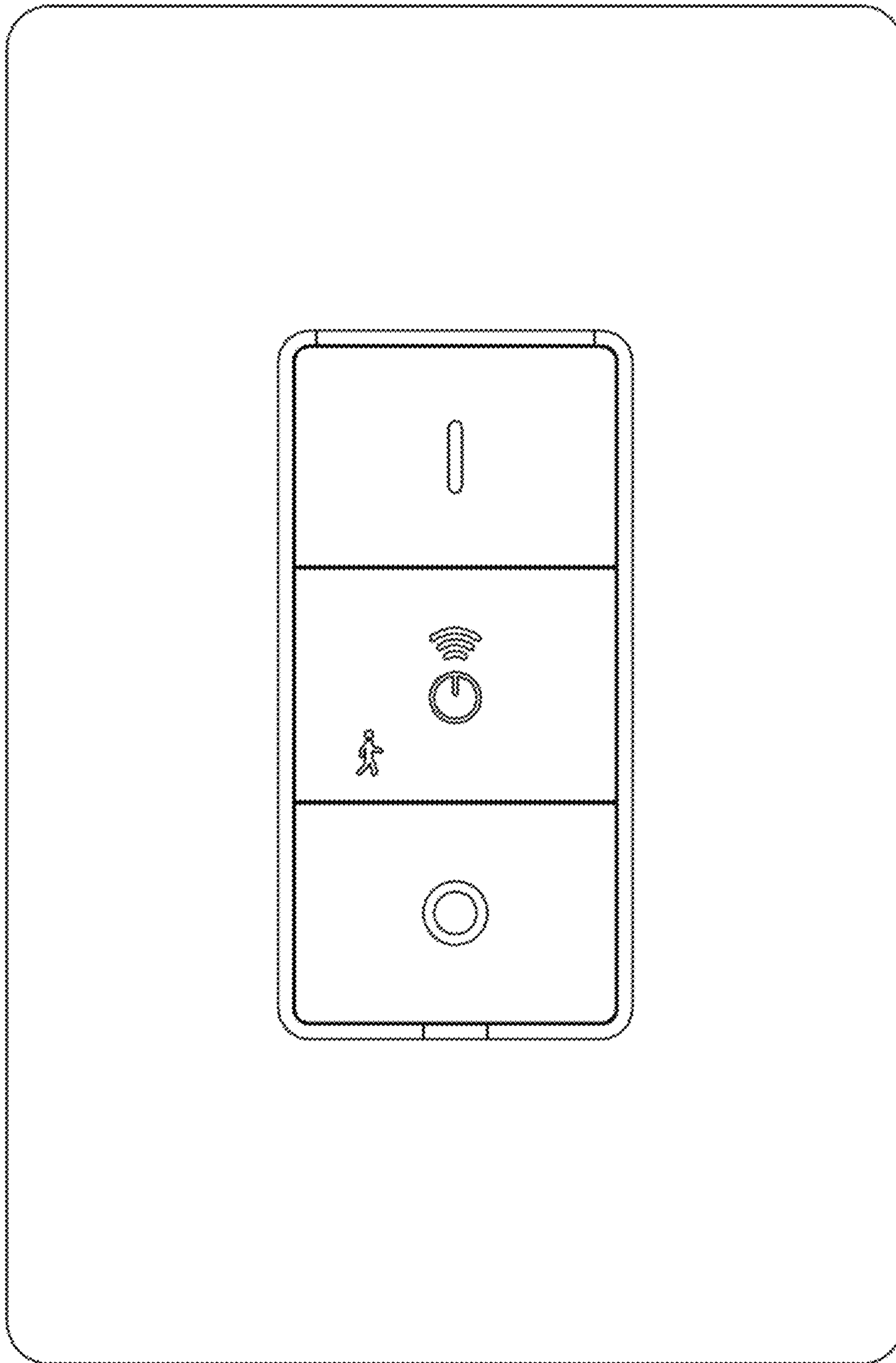


FIG. 2

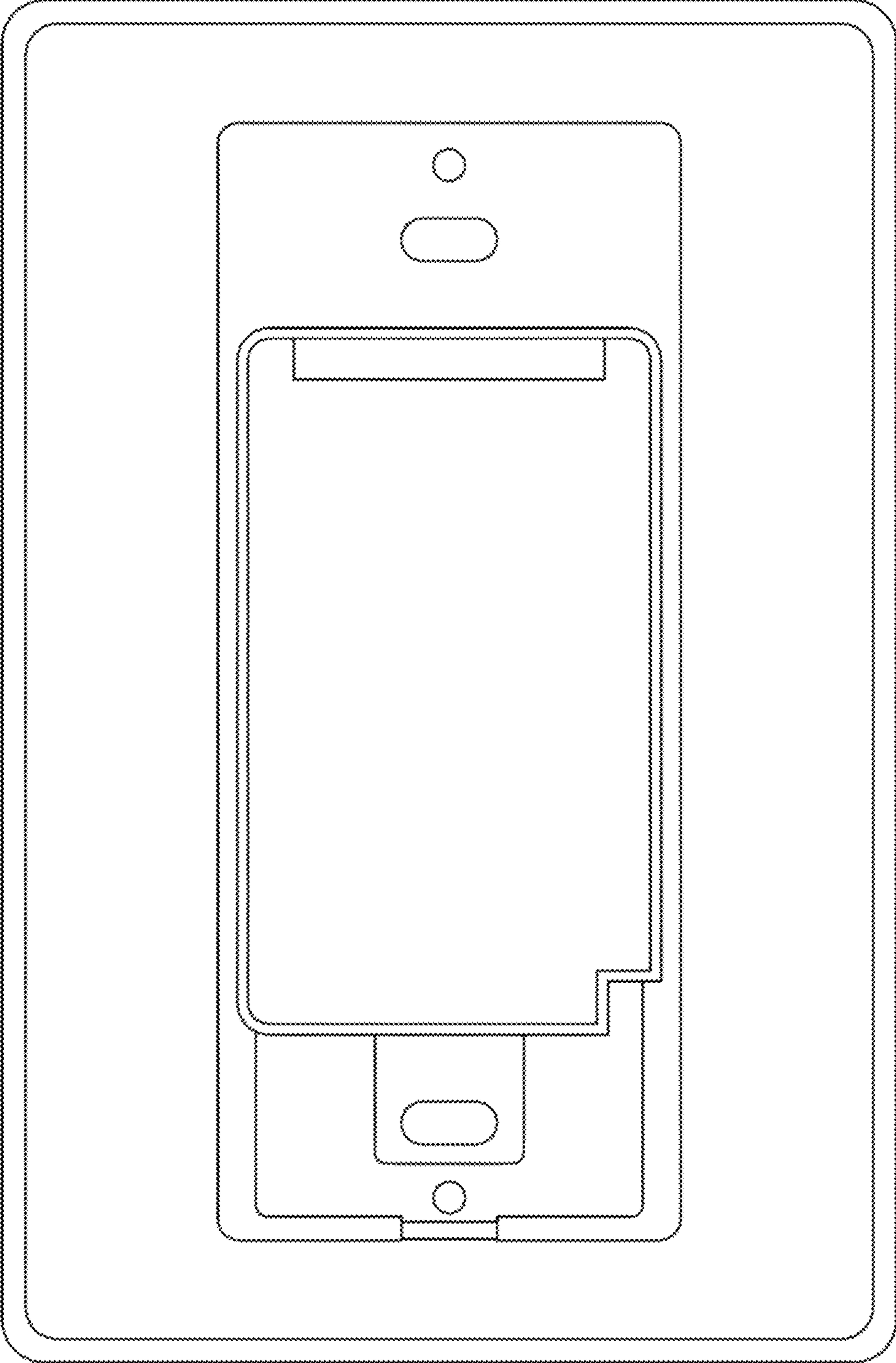


FIG. 3




FIG. 4




FIG. 5




FIG. 6




FIG. 7