



US00D966177S

(12) **United States Design Patent**  
**Geng et al.**

(10) **Patent No.:** **US D966,177 S**  
(45) **Date of Patent:** **\*\* Oct. 11, 2022**

(54) **TIRE**

(71) Applicant: **HEBEI WANDA TYRE CO., LTD.**,  
Hebei (CN)

(72) Inventors: **Peng Geng**, Tianjin (CN); **Zhili Lai**,  
Tianjin (CN)

(73) Assignee: **HEBEI WANDA TYRE CO., LTD.**,  
Xingtai (CN)

(\*\*) Term: **15 Years**

(21) Appl. No.: **29/753,356**

(22) Filed: **Sep. 30, 2020**

(30) **Foreign Application Priority Data**

Jun. 11, 2020 (CN) ..... 202030296793.2

(51) **LOC (13) Cl.** ..... **12-15**

(52) **U.S. Cl.**  
USPC ..... **D12/579**

(58) **Field of Classification Search**  
USPC ..... D12/568–605, 900  
CPC ..... Y10T 152/10027; B60C 1/0016; B60C  
11/0306; B60C 11/0302; B60C 3/06;  
B60C 9/17

See application file for complete search history.

(56) **References Cited**

**U.S. PATENT DOCUMENTS**

D744,407 S \* 12/2015 Chen ..... D12/579  
D766,167 S \* 9/2016 Chen ..... D12/579

D770,365 S \* 11/2016 Yu ..... D12/544  
D773,381 S \* 12/2016 Chen ..... D12/544  
D782,399 S \* 3/2017 Lo ..... D12/579  
D827,555 S \* 9/2018 Thomburg ..... D12/544  
D847,085 S \* 4/2019 Wang ..... D12/579  
D860,125 S \* 9/2019 Geng ..... D12/536  
D871,314 S \* 12/2019 Geng ..... D12/544  
D881,113 S \* 4/2020 Lai ..... D12/579  
D887,957 S \* 6/2020 Geng ..... D12/571  
D947,107 S \* 3/2022 Geng ..... D12/579  
D951,853 S \* 5/2022 Geng ..... D12/579

\* cited by examiner

*Primary Examiner* — John A Voytek

(74) *Attorney, Agent, or Firm* — Wayne IP LLC

(57) **CLAIM**

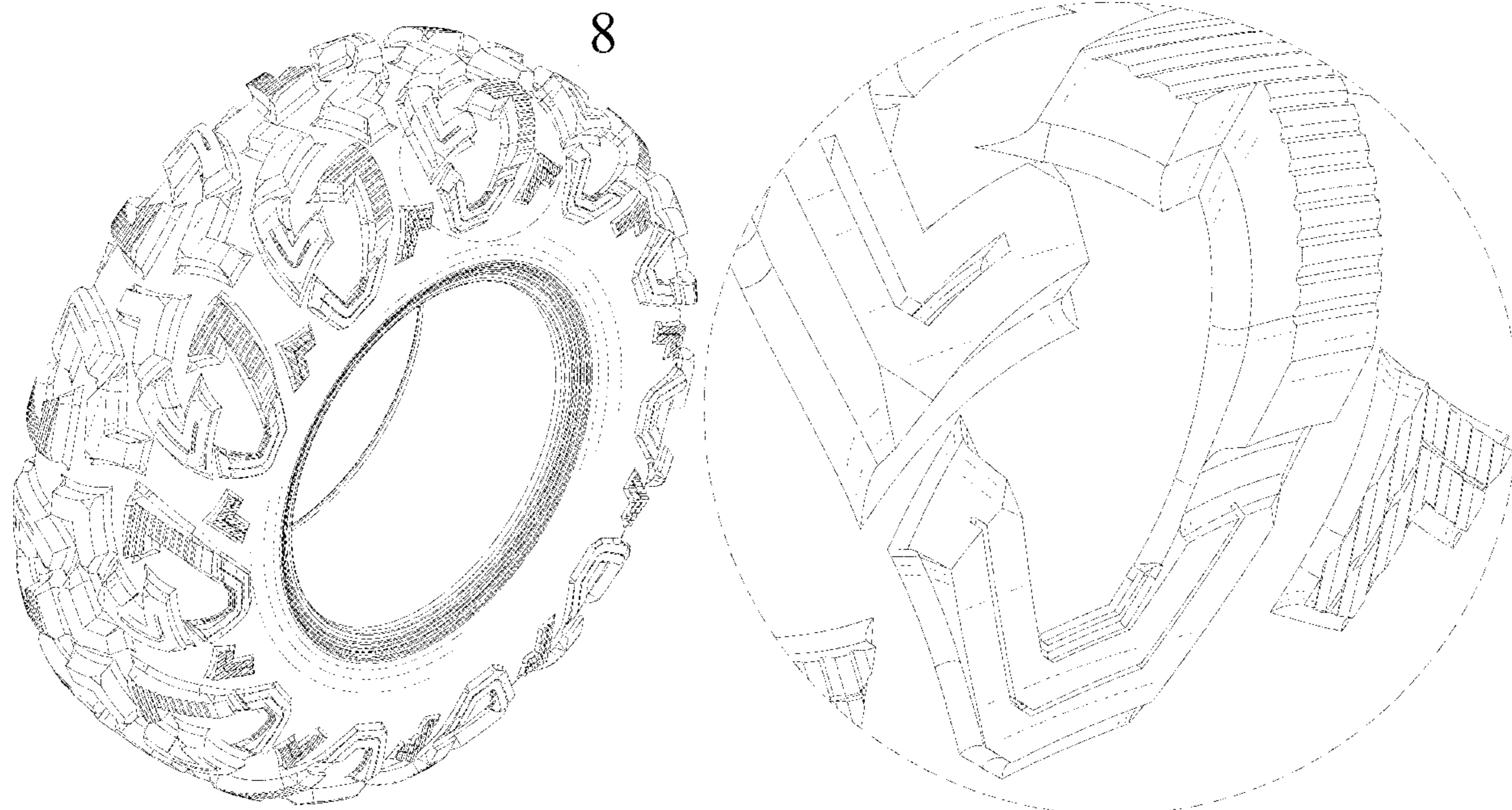
The ornamental design for the tire, as shown and described.

**DESCRIPTION**

FIG. 1 is a perspective view of a tire showing our new design; FIG. 2 is a front elevation view thereof; FIG. 3 is a back elevation view thereof; FIG. 4 is a left side view thereof; FIG. 5 is a right side view thereof; FIG. 6 is a top plan view thereof; FIG. 7 is a bottom plan view thereof; FIG. 8 is a partially enlarged view of FIG. 2; and, FIG. 9 is a partially enlarged view of FIG. 4.

The broken lines shown on the drawings depict portions of the tire that form no part of the claimed design.

**1 Claim, 9 Drawing Sheets**



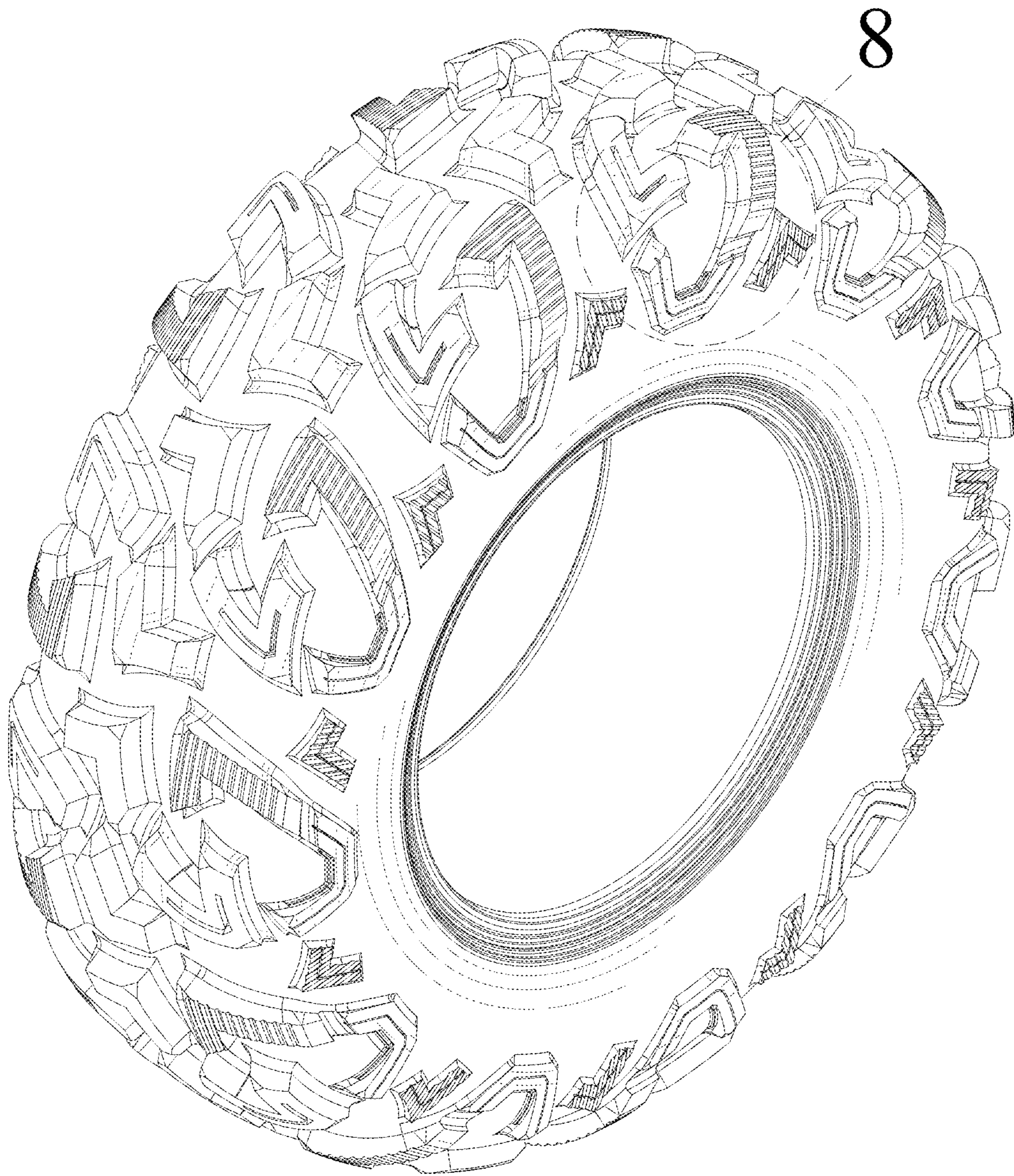


FIG. 1

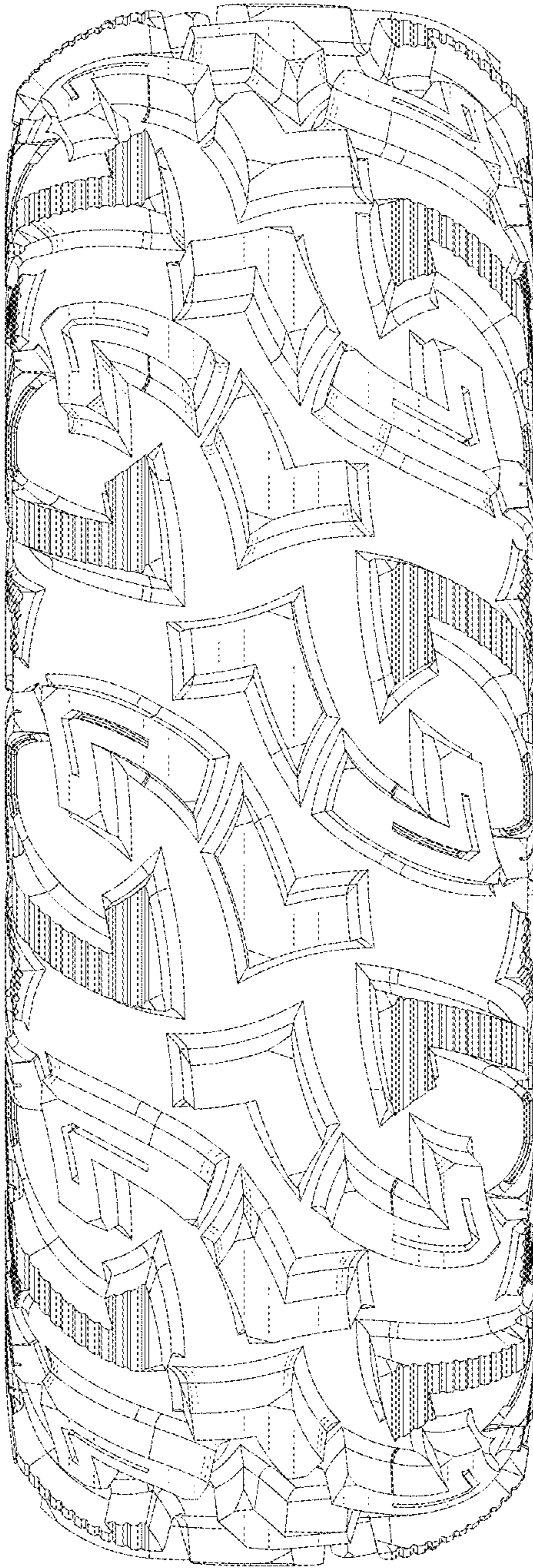


FIG. 2




FIG. 3




FIG. 4



FIG. 5

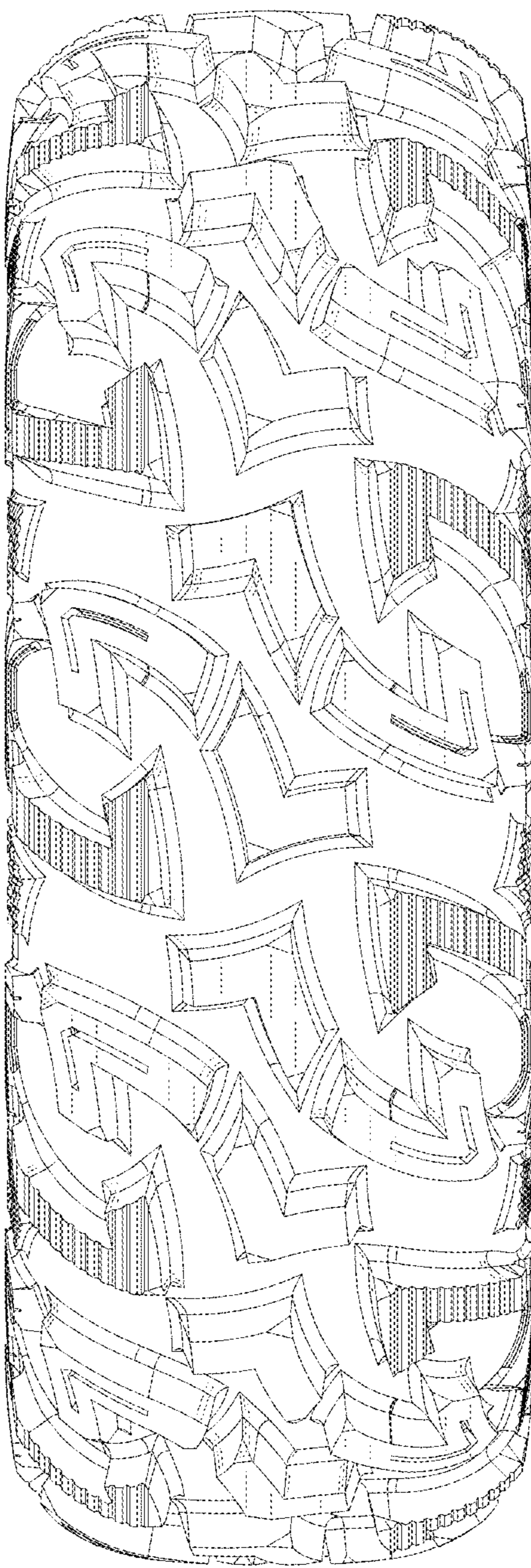


FIG. 6

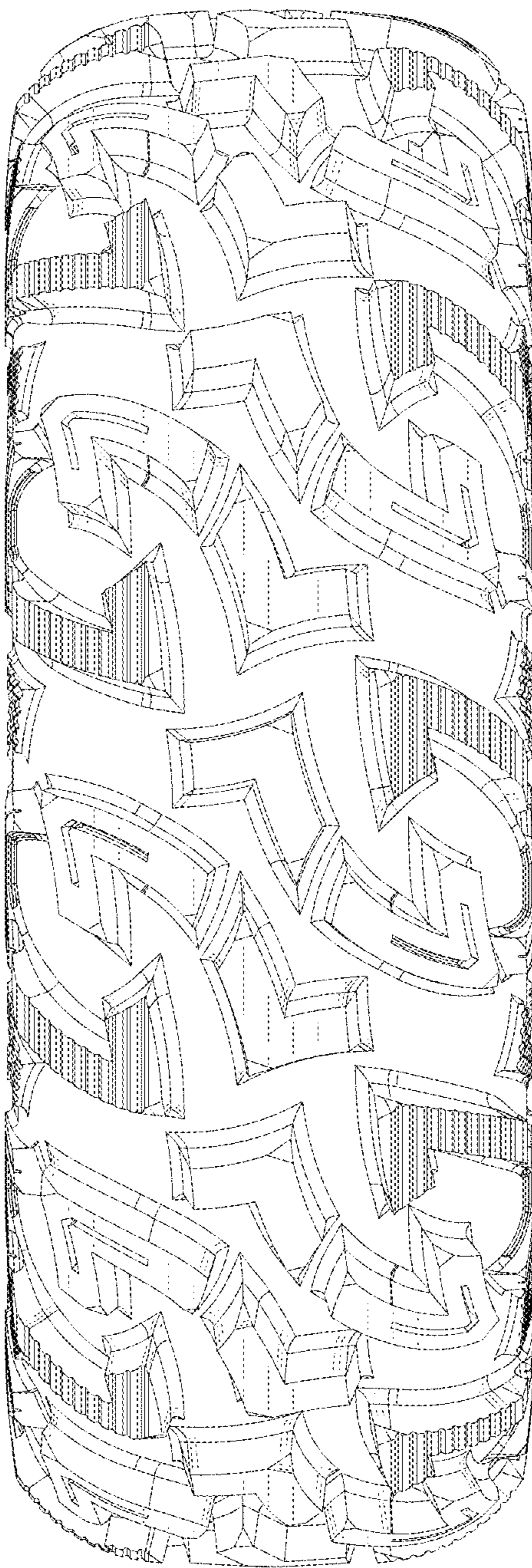


FIG. 7



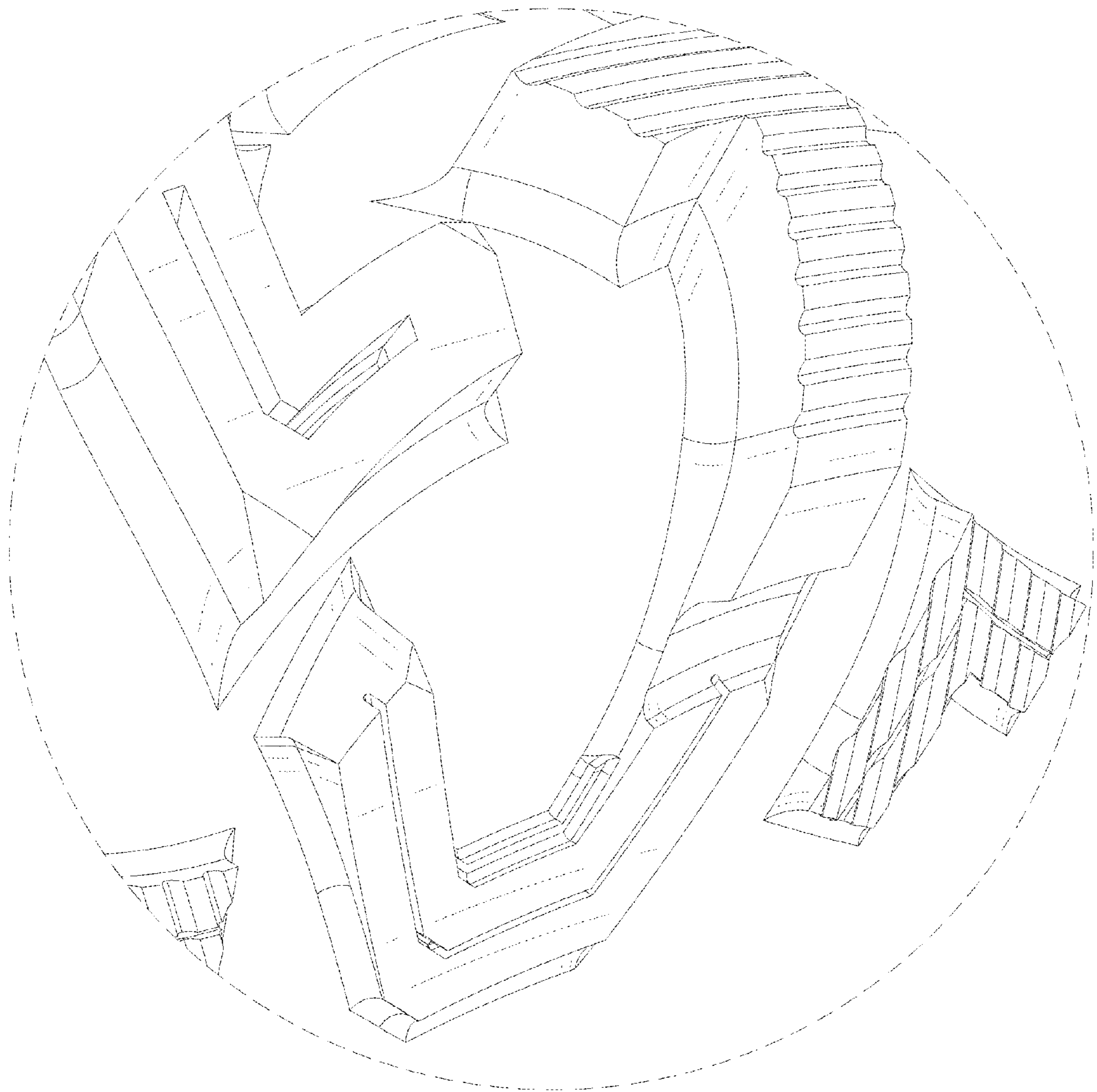


FIG. 8

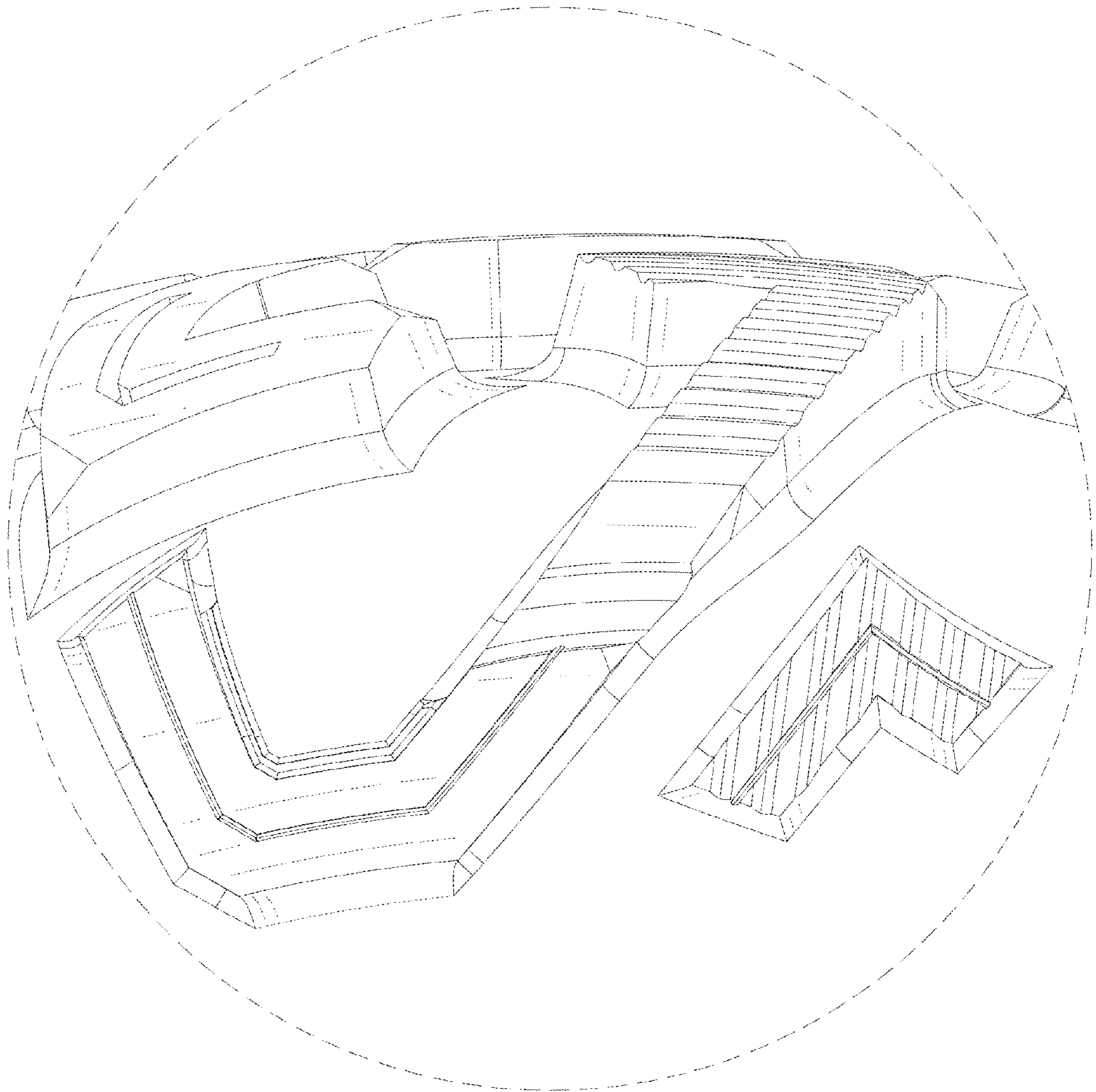


FIG. 9