

US00D966162S

(12) **United States Design Patent** (10) **Patent No.:** **US D966,162 S**
Acton et al. (45) **Date of Patent:** **** Oct. 11, 2022**

- (54) **AIR INTAKE TRIM**
- (71) Applicant: **PACCAR Inc**, Bellevue, WA (US)
- (72) Inventors: **Jon Forrest Acton**, Fort Worth, TX (US); **Troy Robin McCuller**, Argyle, TX (US); **Tu Hoang Do**, Lewisville, TX (US); **Leannah Marie Nichols**, Haslet, TX (US)
- (73) Assignee: **PACCAR Inc**, Bellevue, WA (US)
- (**) Term: **15 Years**
- (21) Appl. No.: **29/751,838**
- (22) Filed: **Sep. 23, 2020**
- (51) **LOC (13) Cl.** **12-16**
- (52) **U.S. Cl.**
USPC **D12/190**
- (58) **Field of Classification Search**
USPC D12/190, 192, 400, 90, 91, 92, 199, 197, D12/86, 171, 169, 163, 110, 114, 164, D12/173; D15/10, 11, 13-17, 28, 22-26, D15/30, 31; D26/28-36
CPC B62D 25/00; B62D 25/10; B60R 13/02; B60R 13/005
See application file for complete search history.

- D878,265 S * 3/2020 Bentzen D12/190
 - D902,102 S 11/2020 Duncan et al.
 - D902,815 S * 11/2020 Wheel D12/196
 - D928,205 S * 8/2021 Nagelin D15/31
- (Continued)

OTHER PUBLICATIONS

“T800,” Kenworth Truck Company, 2002, 32-page brochure.
(Continued)

Primary Examiner — Susan E Krakower
Assistant Examiner — Jerry Shiuang-Hua Hsu
(74) *Attorney, Agent, or Firm* — Seed IP Law Group LLP

(57) **CLAIM**

The ornamental design for an air intake trim, as shown and described.

DESCRIPTION

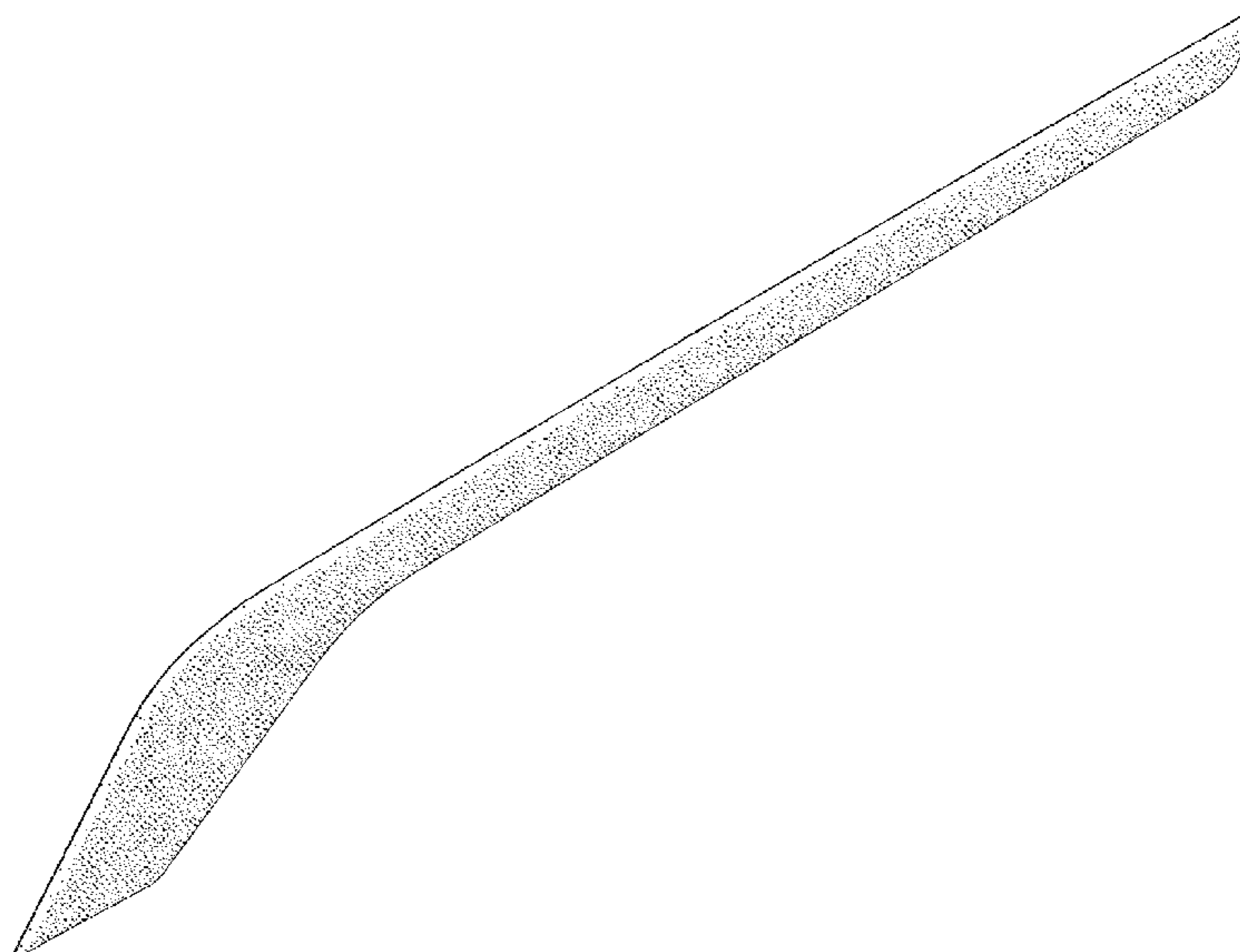
FIG. 1 is an isometric view of an air intake trim, showing an embodiment of our new design.
FIG. 2 is a front elevational view thereof.
FIG. 3 is a rear elevational view thereof.
FIG. 4 is a left side elevational view thereof.
FIG. 5 is a right side elevational view thereof.
FIG. 6 is a top plan view thereof.
FIG. 7 is a bottom plan view thereof.
FIG. 8 is an isometric view of an air intake trim, showing another embodiment of our new design, which is a mirror image of the air intake trim shown in FIGS. 1-7.
FIG. 9 is a front elevational view thereof.
FIG. 10 is a rear elevational view thereof.
FIG. 11 is a right side elevational view thereof.
FIG. 12 is a left side elevational view thereof.
FIG. 13 is a top plan view thereof; and,
FIG. 14 is a bottom plan view thereof.
The broken lines shown in the drawings depict portions of the air intake trim that form no part of the claimed design.

1 Claim, 14 Drawing Sheets

(56) **References Cited**

U.S. PATENT DOCUMENTS

- D289,891 S * 5/1987 Bielby D12/203
- D526,942 S 8/2006 Delashaw et al.
- D568,220 S * 5/2008 Okamoto D12/196
- D575,199 S * 8/2008 Stahel, Jr. D12/114
- D594,797 S * 6/2009 Lee D12/190
- D595,617 S * 7/2009 Million D12/114
- D598,830 S * 8/2009 Stahel, Jr. D12/190
- D629,722 S * 12/2010 Stahel, Jr. D12/114
- D709,419 S * 7/2014 Watkins D12/196
- D785,857 S * 5/2017 Svensson D26/139
- D840,890 S * 2/2019 Lu D12/196



(56)

References Cited

U.S. PATENT DOCUMENTS

D936,712 S * 11/2021 Nagelin D15/31
 D942,911 S * 2/2022 Schell D12/190

OTHER PUBLICATIONS

“T800,” Kenworth Truck Company, 2003, 32-page brochure.
 “T800,” Kenworth Truck Company, 2005, 28-page brochure.
 “T800,” Kenworth Truck Company, 2009, 28-page brochure.
 “T800B,” Kenworth Truck Company, 1993, 8-page brochure.
 Peterbilt Motors Company, “The Working Class,” Sep. 1976, 6-page brochure.
 “The World’s Best,” Kenworth Truck Company, 1992, 12-page brochure.
 “W900,” Kenworth Truck Company, 1996, 7-page brochure.
 “W900,” Kenworth Truck Company, 2002, 32-page brochure.
 “W900,” Kenworth Truck Company, 2005, 28-page brochure.
 “W900,” Kenworth Truck Company, 2009, 28-page brochure.
 Kenworth Truck Company, “W900L AeroCab,” 1994, 2-page brochure.
 Kenworth Truck Company, “AeroCab,” 1993, 5-page brochure.
 “AeroCab,” Kenworth Truck Company, as early as 1995, 3-page brochure.
 “C500B,” Kenworth Truck Company, as early as 1990, 4-page brochure.
 Peterbilt Motors Company, “Class Pays, Medium Duty,” Sep. 2000, 12-page brochure.
 “Class Pays, Truck Models,” Peterbilt Motors Company, Mar. 2005, 24-page brochure.
 “Class Pays,” Peterbilt Motors Company, Nov. 1998, 10-page brochure.
 Peterbilt Motors Company, “Class Pays,” Sep. 1997, 10-page brochure.
 “Class Pays, Construction Trucks,” Peterbilt Motors Company, Nov. 2003, 16-page brochure.
 “Kenworth Truck Models,” Kenworth Truck Company, 2010, 16-page brochure.
 Peterbilt Motors Company, “Model 330,” Oct. 1997, 3-page brochure.
 Peterbilt Motors Company, “Model 379,” Apr. 2005, 2-page brochure.
 Peterbilt Motors Company, “Model 379,” Mar. 1996, 5-page brochure.
 Peterbilt Motors Company, “Rest with Class,” Apr. 1978, 4-page brochure.

“T170 Class 5,” Kenworth Truck Company, 2008, 4-page brochure.
 “T270 Class 6 and T370 Class 7,” Kenworth Truck Company, 2008, 6-page brochure.
 “T270 Class 6 and T370 Class 7,” Kenworth Truck Company, 2009, 6-page brochure.
 “T270 Class 6 and T370 Class 7 Hybrid,” Kenworth Truck Company, 2009, 6-page brochure.
 “T680,” Kenworth Truck Company, 2013, 34-page brochure.
 “T680,” Kenworth Truck Company, 2016, 34-page brochure.
 “T880,” Kenworth Truck Company, 2017, 32-page brochure.
 “Model 579,” Peterbilt Motors Company, Oct. 2013, 13-page brochure.
 “Medium Duty,” Peterbilt Motors Company, 2013, 9-page brochure.
 “On-Highway,” Peterbilt Motors Company, 2013, 13-page brochure.
 “Vocational,” Peterbilt Motors Company, 2013, 11-page brochure.
 “T440,” Kenworth Truck Company, 2010, 6-page brochure.
 “T470,” Kenworth Truck Company, 2010, 6-page brochure.
 “T470H,” Kenworth Truck Company, 2009, 2-page brochure.
 “Model 220,” Peterbilt Motors Company, 2019, 2-page brochure.
 “220EV,” Peterbilt Motors Company, 2020, 5-page brochure.
 “Model 337,” Peterbilt Motors Company, 2020, 2-page brochure.
 “Model 389,” Peterbilt Motors Company, 2019, 2-page brochure.
 “Model 348,” Peterbilt Motors Company, 2019, 2-page brochure.
 “Model 520,” Peterbilt Motors Company, 2019, 2-page brochure.
 “Model 567,” Peterbilt Motors Company, 2020, 16-page brochure.
 “567 Heritage,” Peterbilt Motors Company, 2017, 2-page brochure.
 “Model 579,” Peterbilt Motors Company, 2019, 28-page brochure.
 “C500,” Kenworth Truck Company, 2012, 2-page brochure.
 “T680,” Kenworth Truck Company, 2019, 40-page brochure.
 “T800,” Kenworth Truck Company, 2012, 28-page brochure.
 “T440/T470,” Kenworth Truck Company, 2015, 8-page brochure.
 “K270E/K370E,” Kenworth Truck Company, 2020, 4-page brochure.
 “T170/T270/T370,” Kenworth Truck Company, 2019, 16-page brochure.
 “K270/K370,” Kenworth Truck Company, 2014, 12-page brochure.
 “W990,” Kenworth Truck Company, 2018, 32-page brochure.
 “T880,” Kenworth Truck Company, 2019, 36-page brochure.
 “Model 367,” Peterbilt Motors Company, <https://www.peterbilt.com/trucks/vocational/model-367>, retrieved Nov. 20, 2020, 12 pages.
 “Model 365,” Peterbilt Motors Company, <https://www.peterbilt.com/trucks/vocational/model-365>, retrieved Nov. 20, 2020, 11 pages.
 “Model 325,” Peterbilt Motors Company, <https://www.peterbilt.com/trucks/medium-duty/model-325>, retrieved Nov. 20, 2020, 12 pages.

* cited by examiner

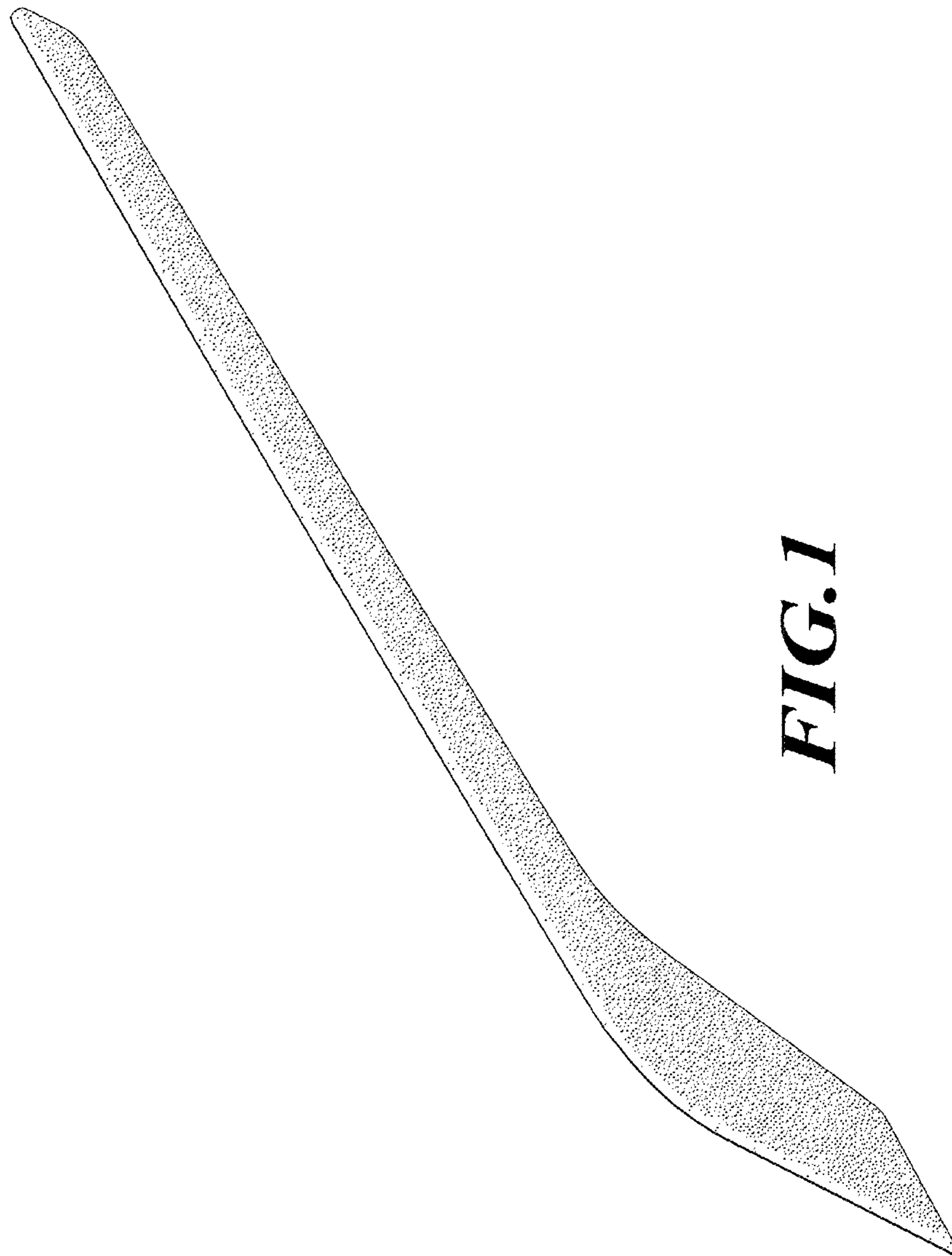


FIG. 1

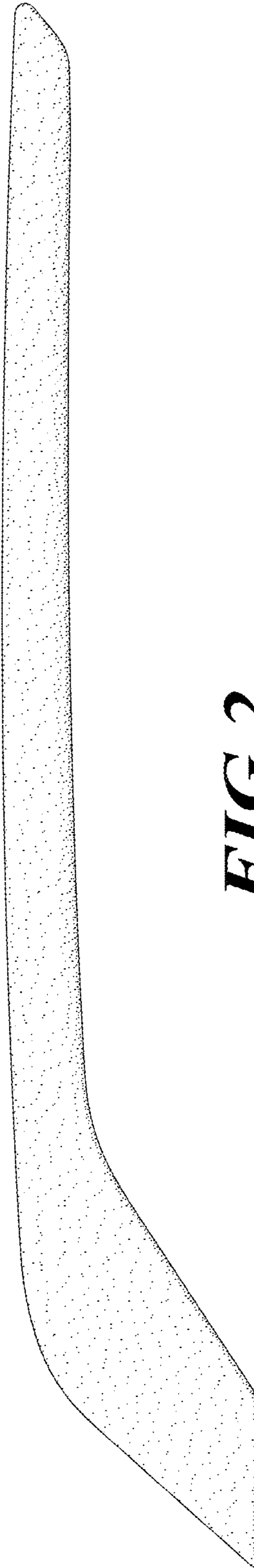


FIG. 2



FIG. 3




FIG. 4

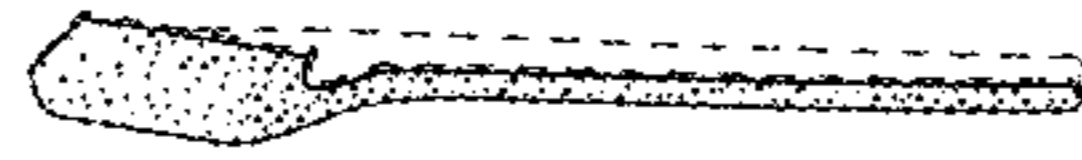


FIG. 5



FIG. 6

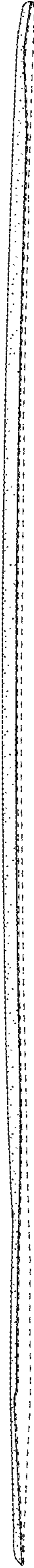


FIG. 7

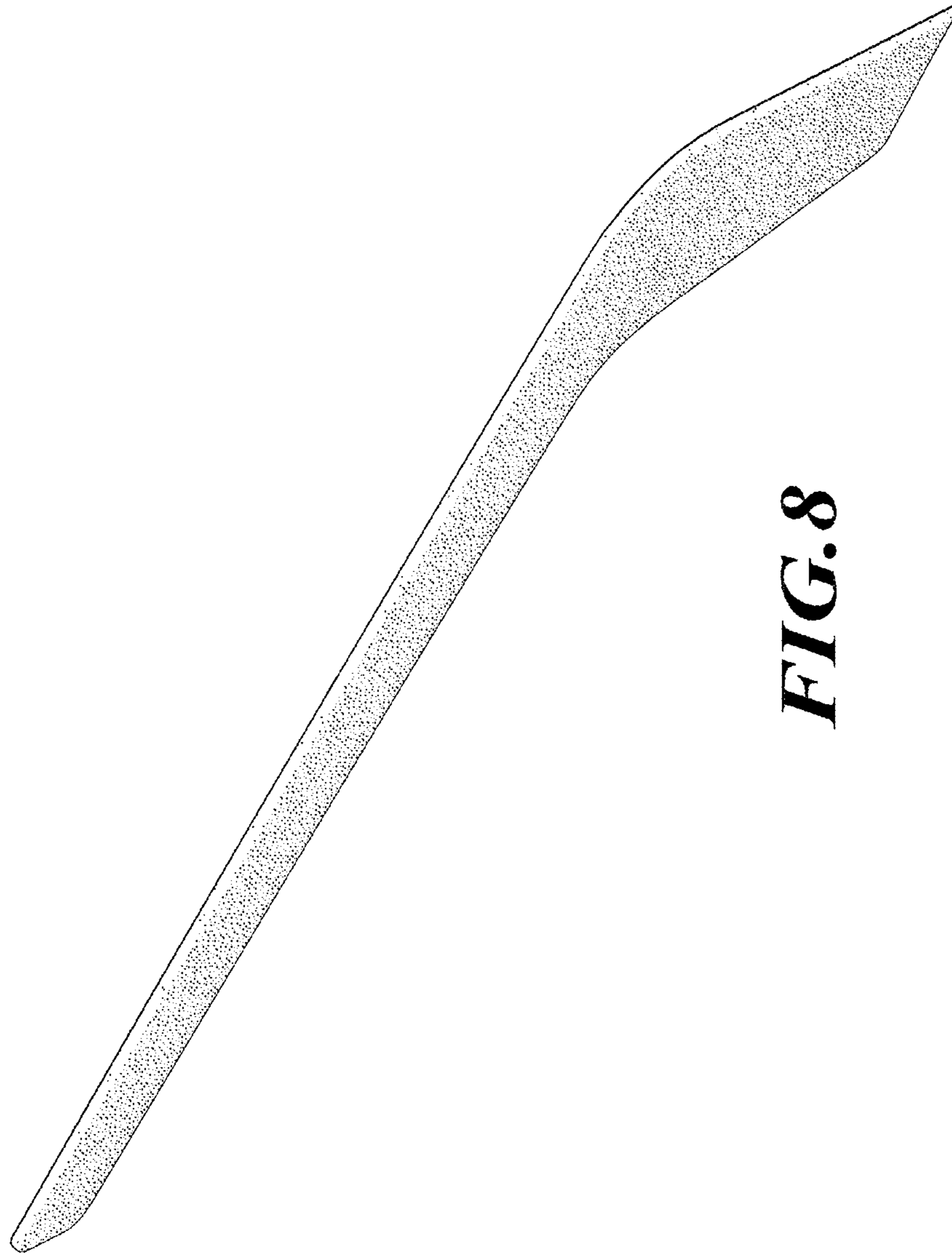


FIG. 8

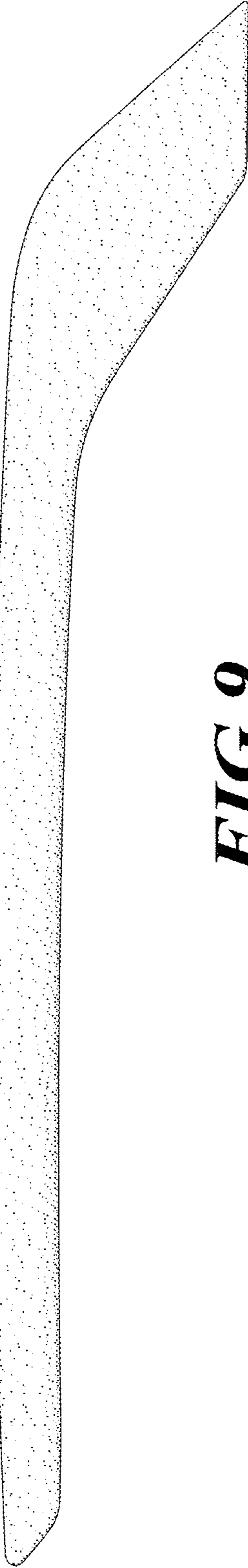


FIG. 9

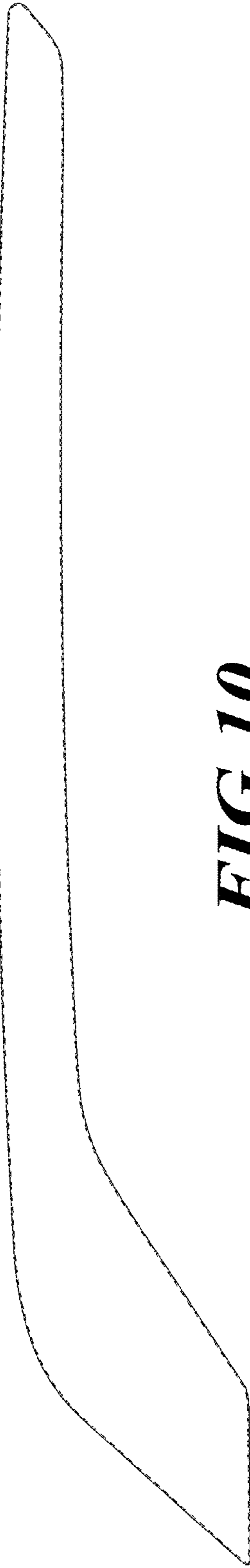


FIG. 10

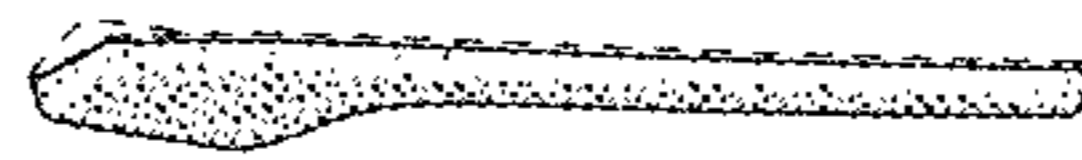


FIG. 11




FIG. 12




FIG. 13

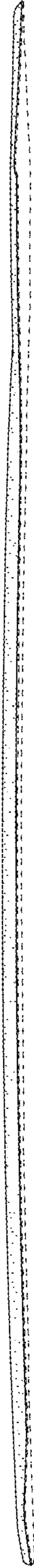


FIG. 14