



US00D966158S

(12) **United States Design Patent** (10) **Patent No.:** **US D966,158 S**  
**Kaoud et al.** (45) **Date of Patent:** **\*\* Oct. 11, 2022**

(54) **VEHICLE FRONT BUMPER**  
(71) Applicant: **Ford Global Technologies, LLC**,  
Dearborn, MI (US)  
(72) Inventors: **Ehab N. Kaoud**, Livonia, MI (US);  
**Sean W. Tant**, Livonia, MI (US);  
**Jiacheng Liu**, Dearborn, MI (US)  
(73) Assignee: **Ford Global Technologies, LLC**,  
Dearborn, MI (US)  
(\*\*) Term: **15 Years**  
(21) Appl. No.: **29/762,569**  
(22) Filed: **Dec. 17, 2020**  
(51) **LOC (13) Cl.** ..... **12-16**  
(52) **U.S. Cl.**  
USPC ..... **D12/169**  
(58) **Field of Classification Search**  
USPC ..... D12/86, 163, 164, 169, 172, 173, 175,  
D12/177, 181, 184, 196  
CPC ..... B60R 19/02; B60R 19/04; B62D 25/00;  
B62D 25/08; B62D 35/00  
See application file for complete search history.

(56) **References Cited**  
U.S. PATENT DOCUMENTS  
D802,496 S \* 11/2017 Mainville ..... D12/169  
D821,941 S \* 7/2018 Mack ..... D12/169  
D822,552 S \* 7/2018 Platto ..... D12/169  
D850,992 S \* 6/2019 Bucher ..... D12/169  
D850,998 S \* 6/2019 Woodhouse ..... D12/169  
D851,561 S \* 6/2019 Yong ..... D12/169  
D856,866 S \* 8/2019 Lucas ..... D12/169

D862,337 S \* 10/2019 Pinazzo ..... D12/196  
D889,327 S \* 7/2020 Lu ..... D12/181  
D890,039 S \* 7/2020 Platto ..... D12/169  
D906,192 S \* 12/2020 Metros ..... D12/169  
D919,505 S \* 5/2021 Schmeckpeper ..... D12/169  
D923,535 S \* 6/2021 Kaoud ..... D12/169  
D924,747 S \* 7/2021 Hunwick ..... D12/169  
D924,748 S \* 7/2021 Ponomarenko ..... D12/169  
D930,525 S \* 9/2021 Lee ..... D12/169  
D942,904 S \* 2/2022 Fischer ..... D12/172

\* cited by examiner

*Primary Examiner* — Susan E Krakower  
*Assistant Examiner* — Jerry Shiuan-Hua Hsu

(57) **CLAIM**

The ornamental design for a vehicle front bumper, as shown and described.

**DESCRIPTION**

FIG. 1 is a front elevational view of a vehicle front bumper, showing our new design;  
FIG. 2 is a left side elevational view thereof;  
FIG. 3 is a right side elevational view thereof;  
FIG. 4 is a top plan view thereof;  
FIG. 5 is a bottom plan view thereof;  
FIG. 6 is a top, front and left side perspective view thereof; and,  
FIG. 7 is a bottom, front and left side perspective view thereof.  
The broken lines and the lightened elements illustrate portions of the vehicle front bumper which form no part of the claimed design.

**1 Claim, 7 Drawing Sheets**






Fig.1




Fig. 2




Fig. 3




Fig.4



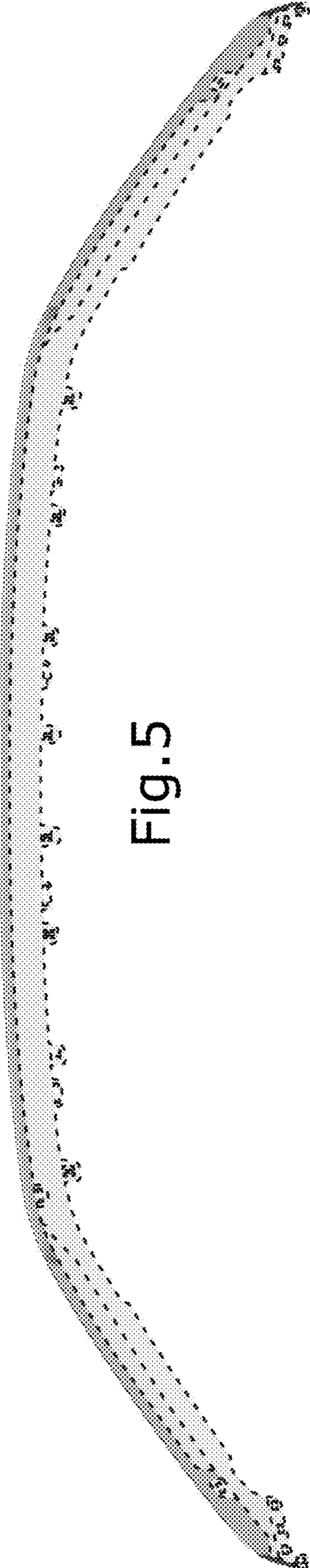


Fig. 5

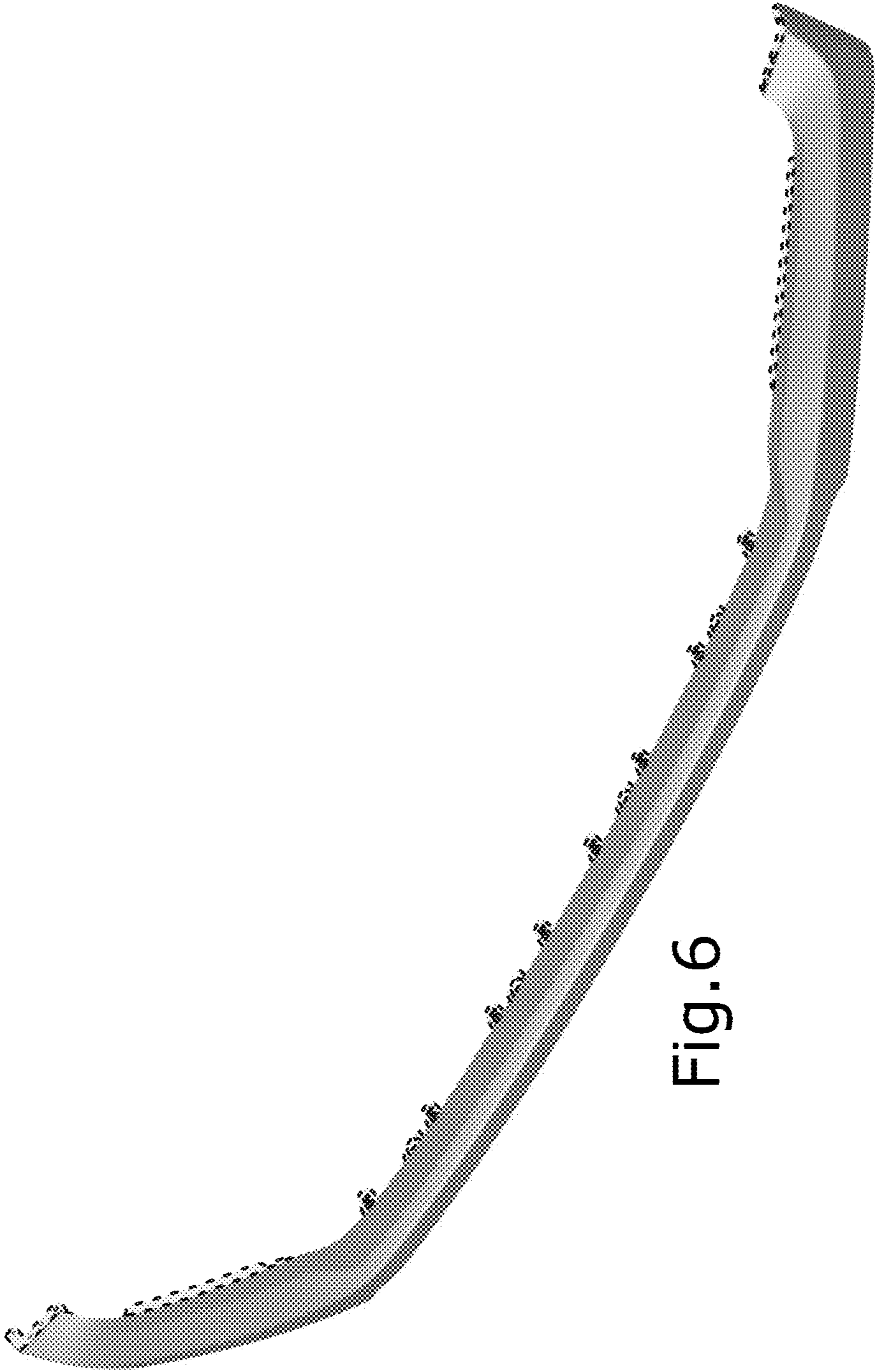


Fig. 6

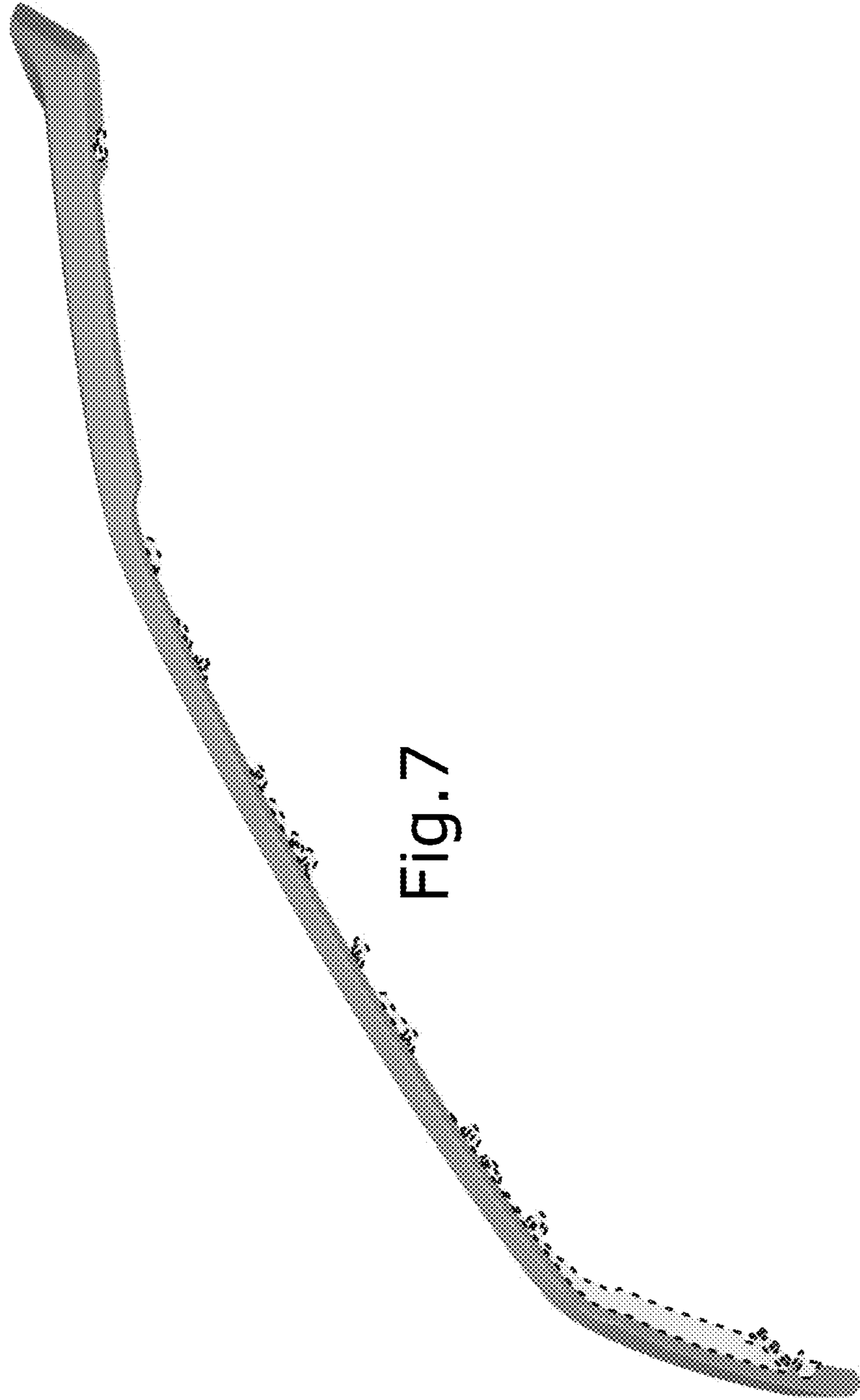


Fig. 7