



US00D966151S

(12) **United States Design Patent**
Kabaň et al.

(10) **Patent No.:** **US D966,151 S**
(45) **Date of Patent:** **** Oct. 11, 2022**

(54) **MOTOR VEHICLE**
(71) Applicant: **VOLKSWAGEN**
AKTIENGESELLSCHAFT,
Wolfsburg (DE)
(72) Inventors: **Jozef Kabaň,** Wolfsburg (DE); **Cihan**
Akcay, Wolfsburg (DE)
(73) Assignee: **VOLKSWAGEN**
AKTIENGESELLSCHAFT,
Wolfsburg (DE)

D684,900 S * 6/2013 Doyle D12/92
D690,231 S * 9/2013 Bischoff D12/91
D700,870 S * 3/2014 Jevremovic D12/92
D701,145 S * 3/2014 Bischoff D12/91
D706,171 S * 6/2014 Bischoff D12/91
D712,313 S * 9/2014 Bischoff D12/91
D712,788 S * 9/2014 Bischoff D12/91
D712,789 S * 9/2014 Bischoff D12/91
D714,686 S * 10/2014 Bischoff D12/91
D719,064 S * 12/2014 Bischoff D12/91
D733,003 S * 6/2015 Bischoff D12/91

(Continued)

FOREIGN PATENT DOCUMENTS

(**) Term: **15 Years**
(21) Appl. No.: **29/772,056**
(22) Filed: **Feb. 26, 2021**

WO DM201995 6/2019

Primary Examiner — Melody N Brown

(74) *Attorney, Agent, or Firm* — Lucas & Mercanti, LLP;
Klaus P. Stoffel

(30) **Foreign Application Priority Data**

(57) **CLAIM**

The ornamental design for a motor vehicle, as shown and described.

Nov. 11, 2020 (DE) 40 2020 101 053.7

(51) **LOC (13) Cl.** **12-08**

(52) **U.S. Cl.**
USPC **D12/91**

(58) **Field of Classification Search**
USPC D12/86, 90–92, 88; D21/424, 433, 434,
D21/533; 296/181.1–181.5, 183.1
CPC B62D 25/00; B62D 25/06; B62D 33/00;
B62D 35/00

See application file for complete search history.

DESCRIPTION

FIG. 1 is a front and right side perspective view of a motor vehicle showing our new design;
FIG. 2 is a front and left side perspective view thereof;
FIG. 3 is a rear and right side perspective view thereof;
FIG. 4 is a rear and left side perspective view thereof;
FIG. 5 is a front view thereof;
FIG. 6 is a rear view thereof;
FIG. 7 is a left side view thereof;
FIG. 8 is a right side view thereof; and,
FIG. 9 is a top view thereof.


The wheels and lights shown on the vehicle throughout the drawing views in a de-emphasized and faded out half tone manner surrounded by broken lines defining the inward unclaimed boundaries are for environmental and illustrative purposes and form no part of the claimed design.

(56) **References Cited**

U.S. PATENT DOCUMENTS

D620,394 S * 7/2010 Bischoff D12/91
D620,840 S * 8/2010 Bischoff D12/91
D626,885 S * 11/2010 Bischoff D12/91
D647,821 S * 11/2011 Bischoff D12/91
D647,823 S * 11/2011 Okumoto D12/92
D671,035 S * 11/2012 Bischoff D12/91
D674,319 S * 1/2013 Doyle D12/92

1 Claim, 5 Drawing Sheets



(56)

References Cited

U.S. PATENT DOCUMENTS

D791,020	S	*	7/2017	Bischoff	D12/91
D801,863	S	*	11/2017	Bischoff	D12/91
D801,864	S	*	11/2017	Bischoff	D12/91
D801,865	S	*	11/2017	Bischoff	D12/91
D801,866	S	*	11/2017	Bischoff	D12/91
D801,867	S	*	11/2017	Bischoff	D12/91
D801,868	S	*	11/2017	Bischoff	D12/91
D801,869	S	*	11/2017	Bischoff	D12/91
D801,870	S	*	11/2017	Bischoff	D12/91
D804,360	S	*	12/2017	Bischoff	D12/91
D814,355	S	*	4/2018	Bischoff	D12/91
D892,680	S	*	8/2020	Bischoff	D12/91
D904,932	S	*	12/2020	Bischoff	D12/91
D904,934	S	*	12/2020	Bischoff	D12/91
D906,884	S	*	1/2021	Bischoff	D12/91
D926,082	S	*	7/2021	Bischoff	D12/91
D929,259	S	*	8/2021	Bischoff	D12/91

* cited by examiner



FIG. 1




FIG. 2



FIG. 3



FIG. 4



FIG. 5



FIG. 6

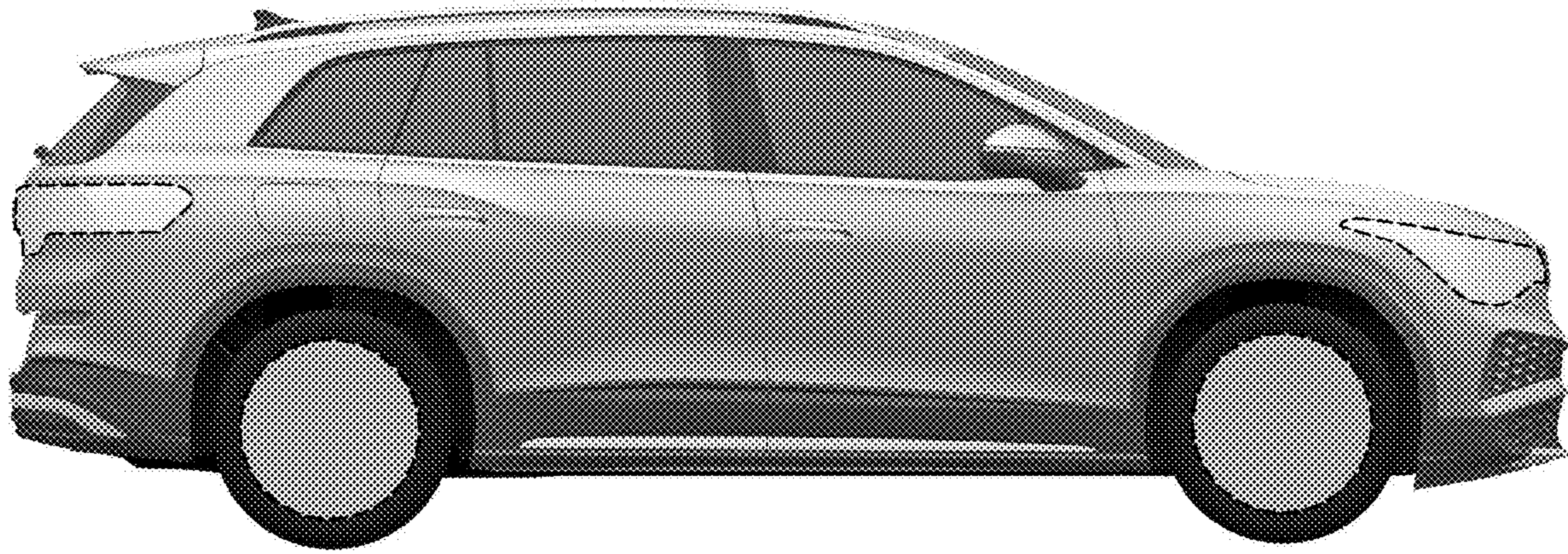


FIG. 7




FIG. 8

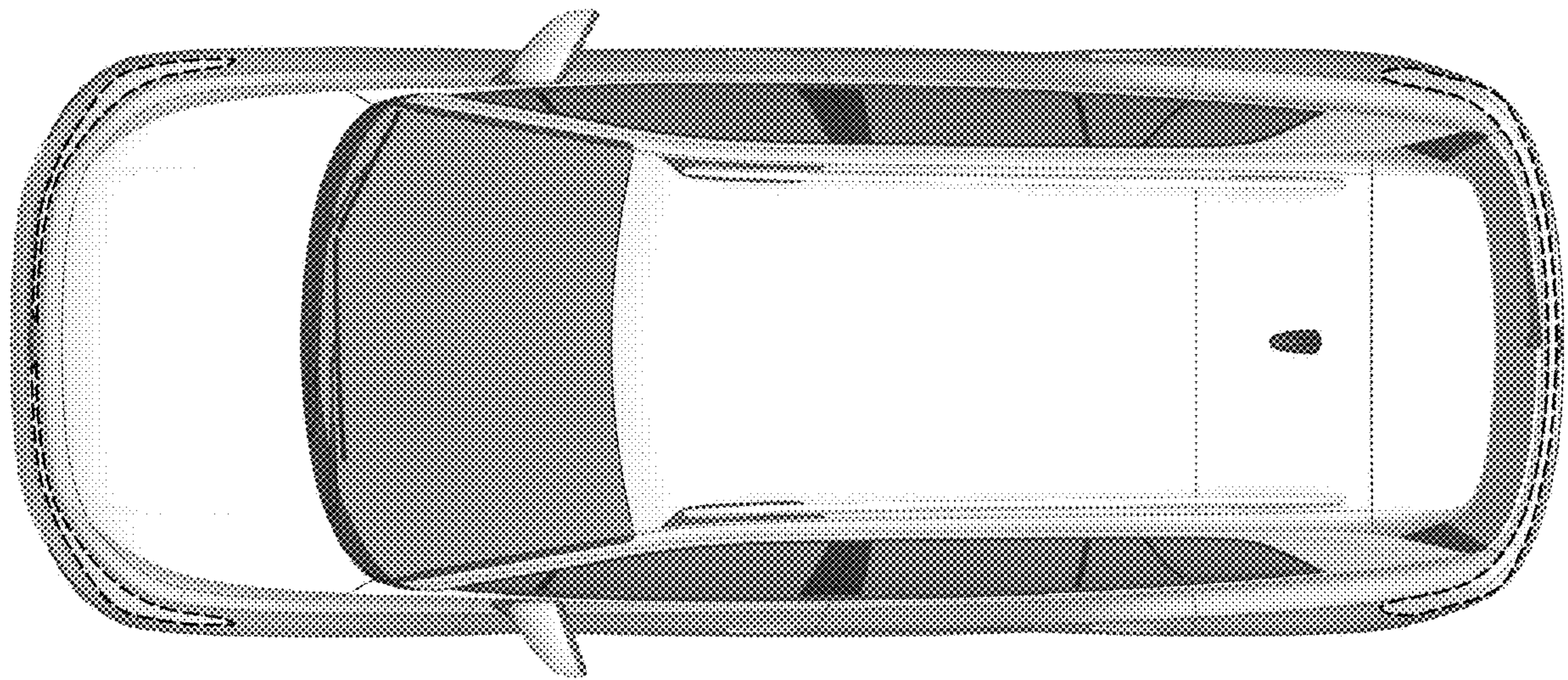


FIG. 9