



US00D966142S

(12) **United States Design Patent**  
**Okado et al.**

(10) **Patent No.:** **US D966,142 S**  
(45) **Date of Patent:** **\*\* Oct. 11, 2022**

(54) **ELECTRIC TRANSPORT VEHICLE**

(71) Applicant: **HONDA MOTOR CO., LTD.**, Tokyo (JP)

(72) Inventors: **Michihito Okado**, Wako (JP); **Jun Itoh**, Wako (JP)

(73) Assignee: **HONDA MOTOR CO., LTD.**, Tokyo (JP)

(\*\*) Term: **15 Years**

(21) Appl. No.: **29/738,588**

(22) Filed: **Jun. 18, 2020**

(30) **Foreign Application Priority Data**

Dec. 26, 2019 (JP) ..... 2019-028896

(51) **LOC (13) Cl.** ..... **12-13**

(52) **U.S. Cl.**  
USPC ..... **D12/1**

(58) **Field of Classification Search**  
USPC ..... D12/1, 2, 3, 4, 5, 14, 16.1, 86, 88;  
D15/199  
CPC . B25J 5/005; B25J 5/007; B61B 13/00; B66F  
9/22; B66F 9/063; B60P 9/00; G05D  
1/0263; G05D 1/0238; B62D 39/00  
See application file for complete search history.

(56) **References Cited**

**U.S. PATENT DOCUMENTS**

D810,210 S \* 2/2018 Lee ..... D21/533  
D866,393 S \* 11/2019 Asai ..... D12/1  
D868,863 S \* 12/2019 Makela ..... D15/199

D883,039 S \* 5/2020 Rigoli ..... D7/605  
D883,354 S \* 5/2020 Jafarzadeh ..... D15/199  
D893,570 S \* 8/2020 Zheng ..... D15/199  
D899,475 S \* 10/2020 Xiao ..... D15/199  
D917,341 S \* 4/2021 Katz ..... D12/86  
D919,686 S \* 5/2021 Makela ..... D15/199  
11,001,443 B1 \* 5/2021 Skaloud ..... B62D 61/10  
2020/0109937 A1 \* 4/2020 Zweigle ..... B25J 5/007  
2020/0254607 A1 \* 8/2020 Ejstrup Hansen ..... B25J 9/0009  
2020/0316777 A1 \* 10/2020 Liivik ..... B25J 9/1679  
2021/0114429 A1 \* 4/2021 Fan ..... B60G 17/019  
2021/0116923 A1 \* 4/2021 Swann ..... B60P 3/00  
2021/0138654 A1 \* 5/2021 Lee ..... G05D 1/0225  
2021/0237554 A1 \* 8/2021 Bangalore Srinivas . B60K 1/04

\* cited by examiner

*Primary Examiner* — Ania Aman

(74) *Attorney, Agent, or Firm* — WHDA, LLP

(57) **CLAIM**

The ornamental design for an electric transport vehicle, as shown and described.

**DESCRIPTION**

FIG. 1 is a front left perspective view of an electric transport vehicle.

FIG. 2 is a front elevational view thereof;

FIG. 3 is a rear elevational view thereof;

FIG. 4 is a left side elevational view thereof;

FIG. 5 is a right side elevational view thereof;

FIG. 6 is a top plan view thereof; and,

FIG. 7 is a bottom plan view thereof.

The broken lines shown in the drawings illustrate portions of the electric transport vehicle that form no part of the claimed design.

**1 Claim, 7 Drawing Sheets**

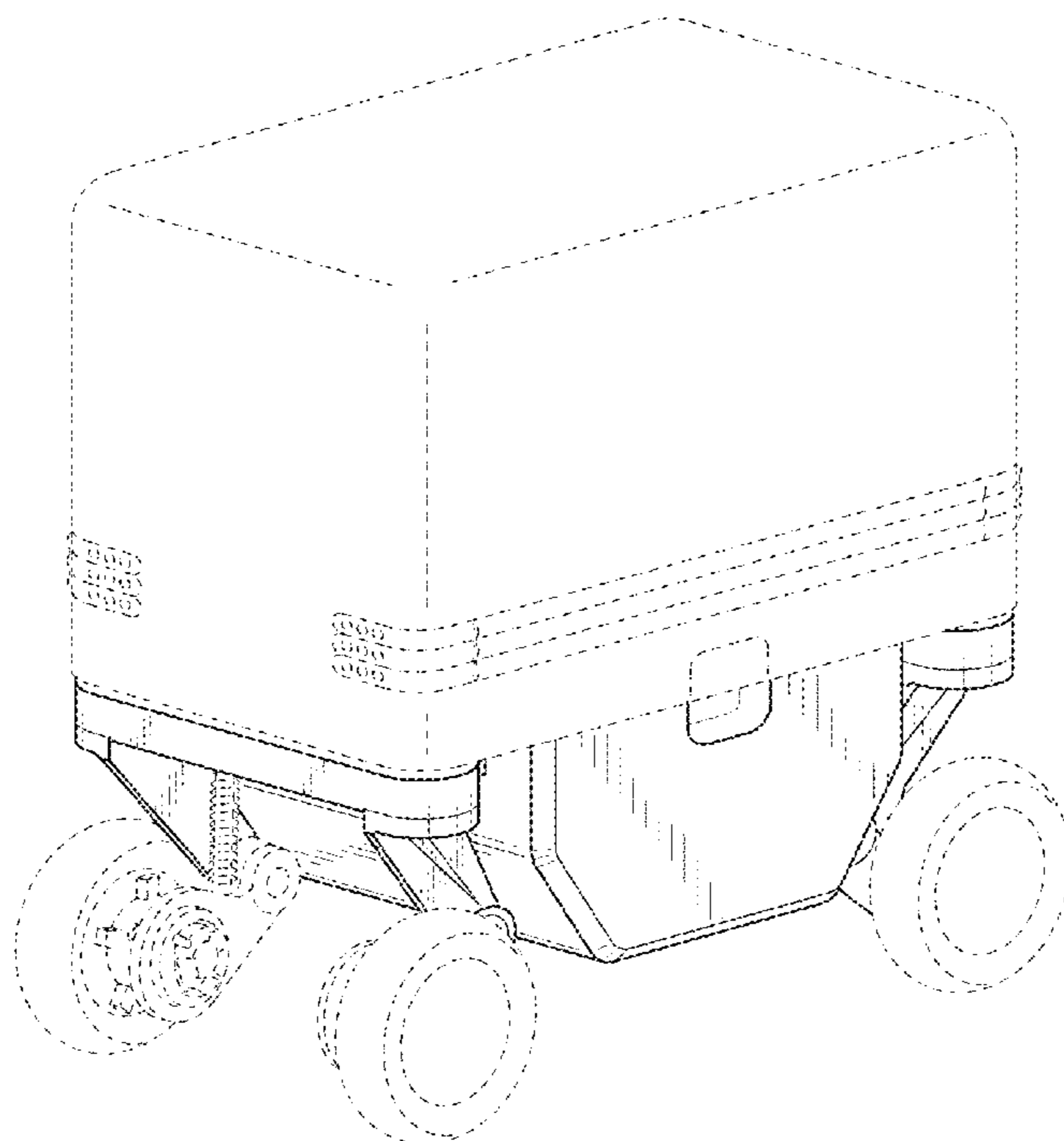


FIG. 1

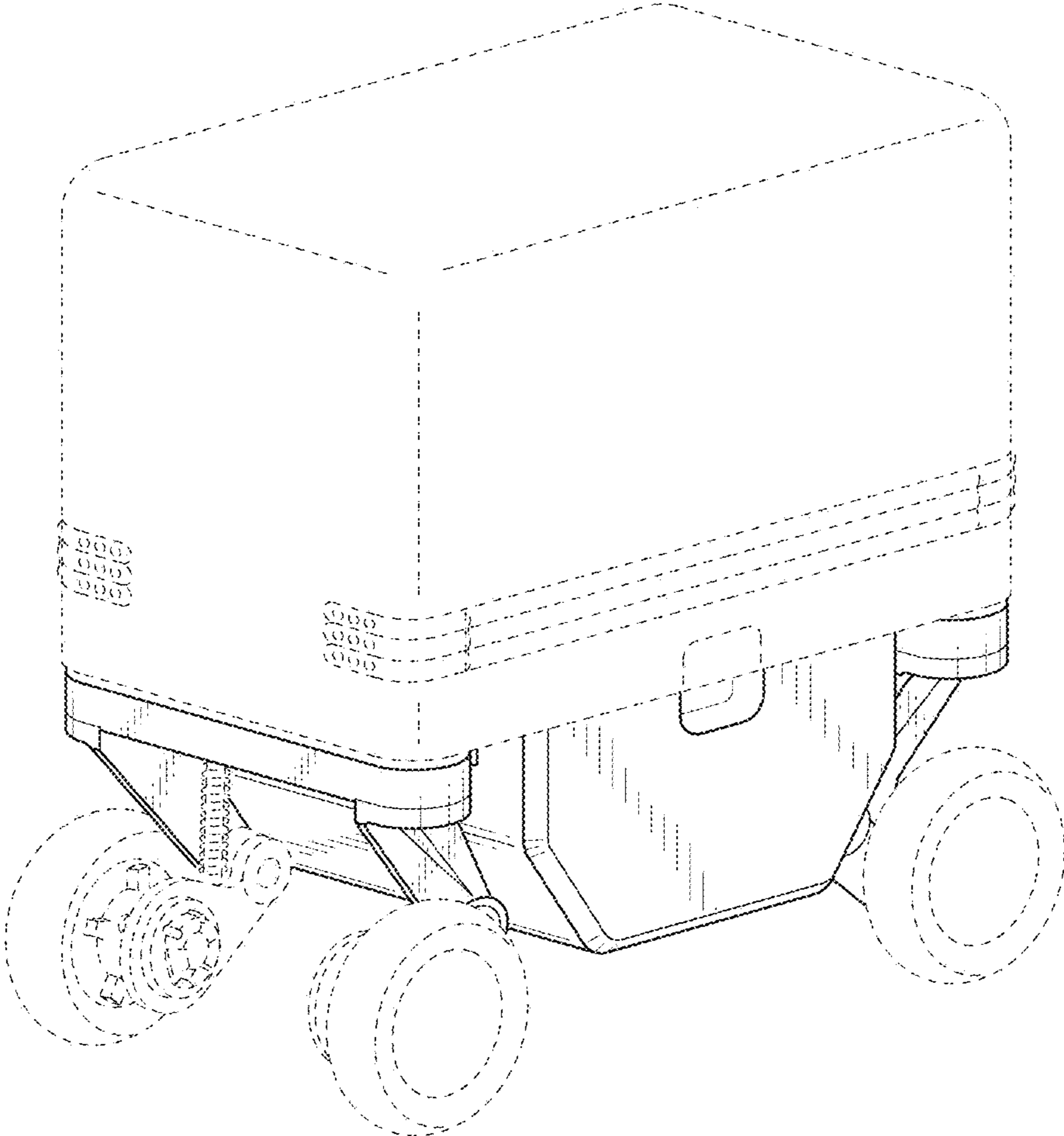


FIG. 2

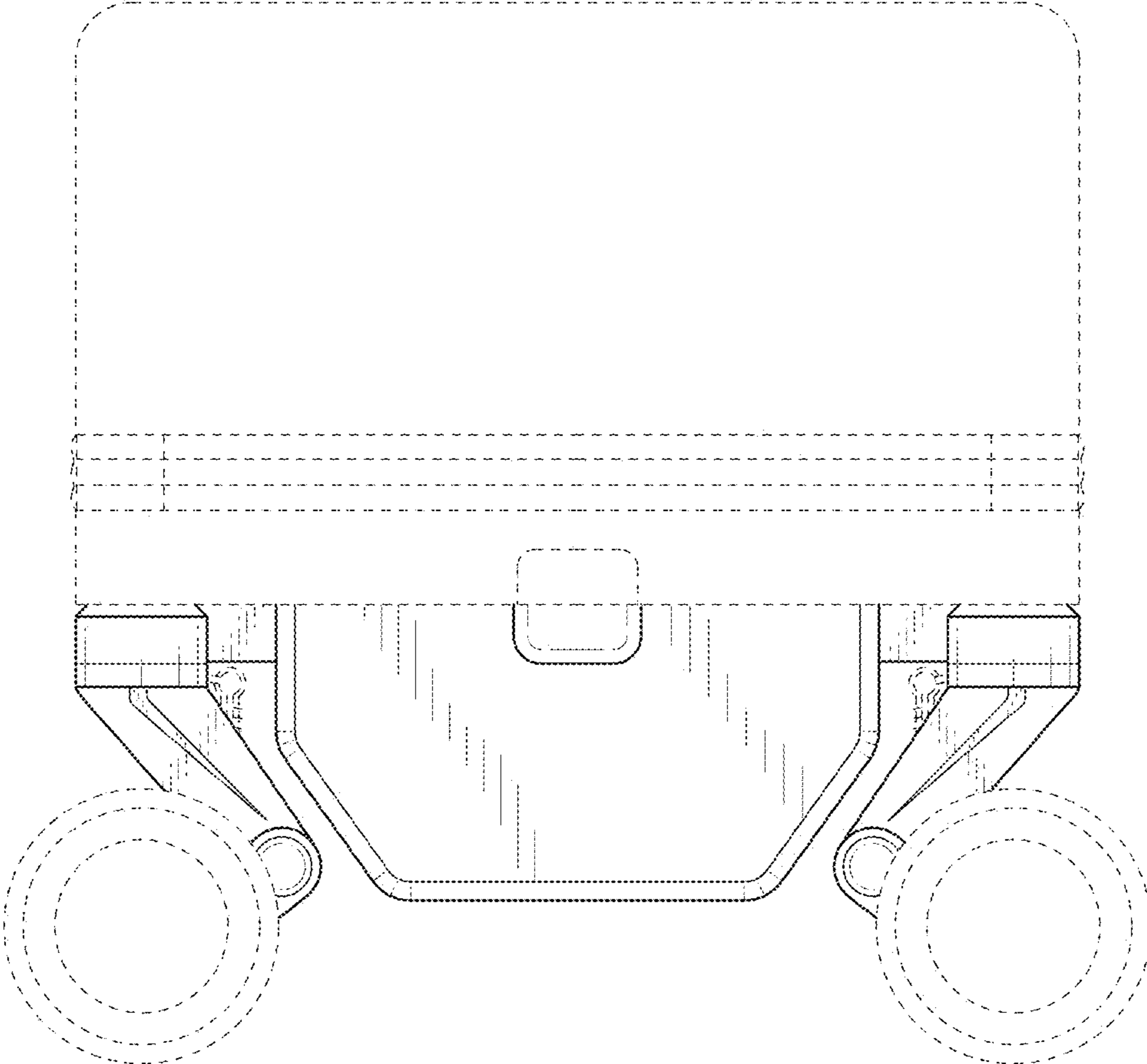


FIG. 3

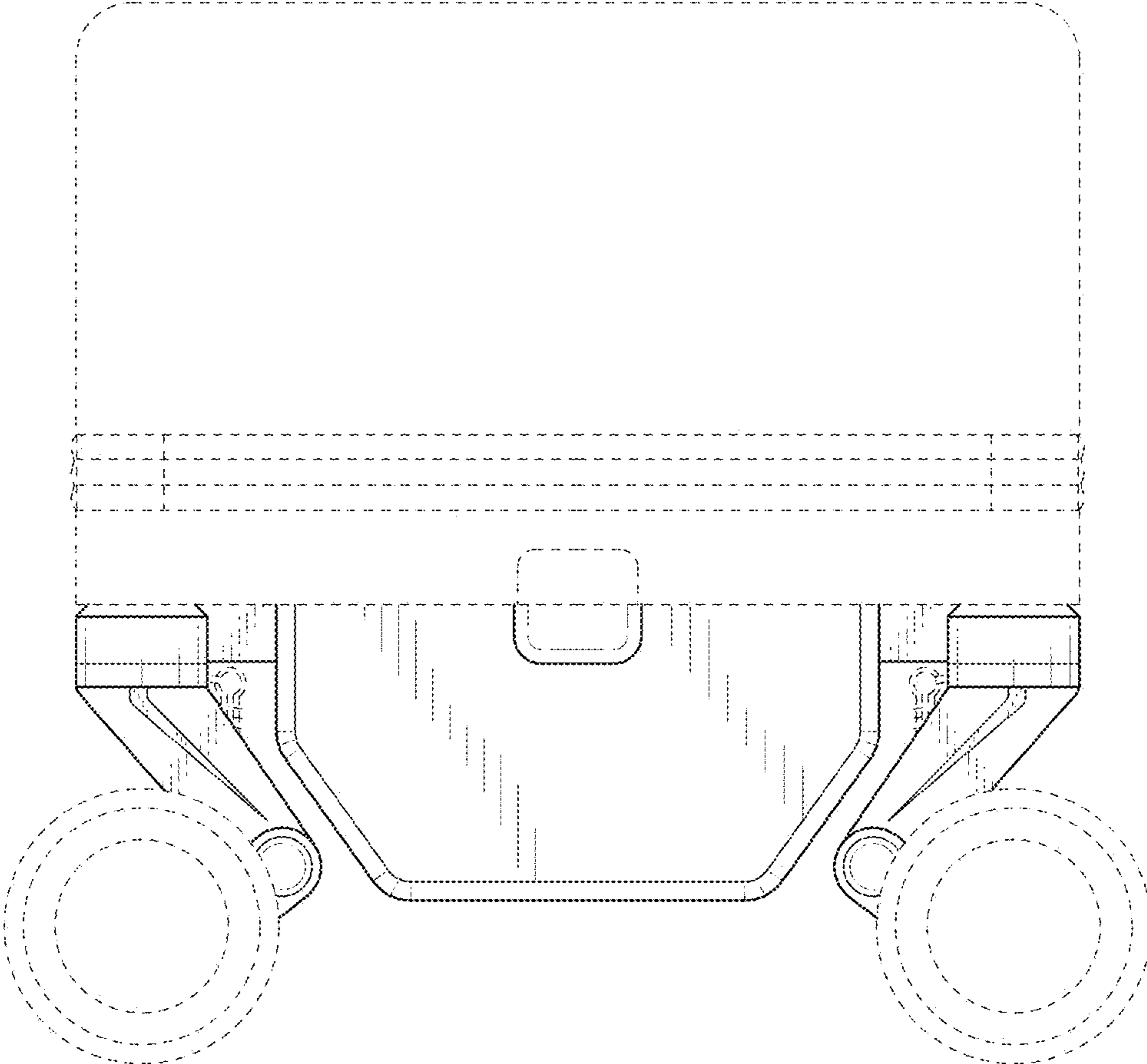


FIG. 4

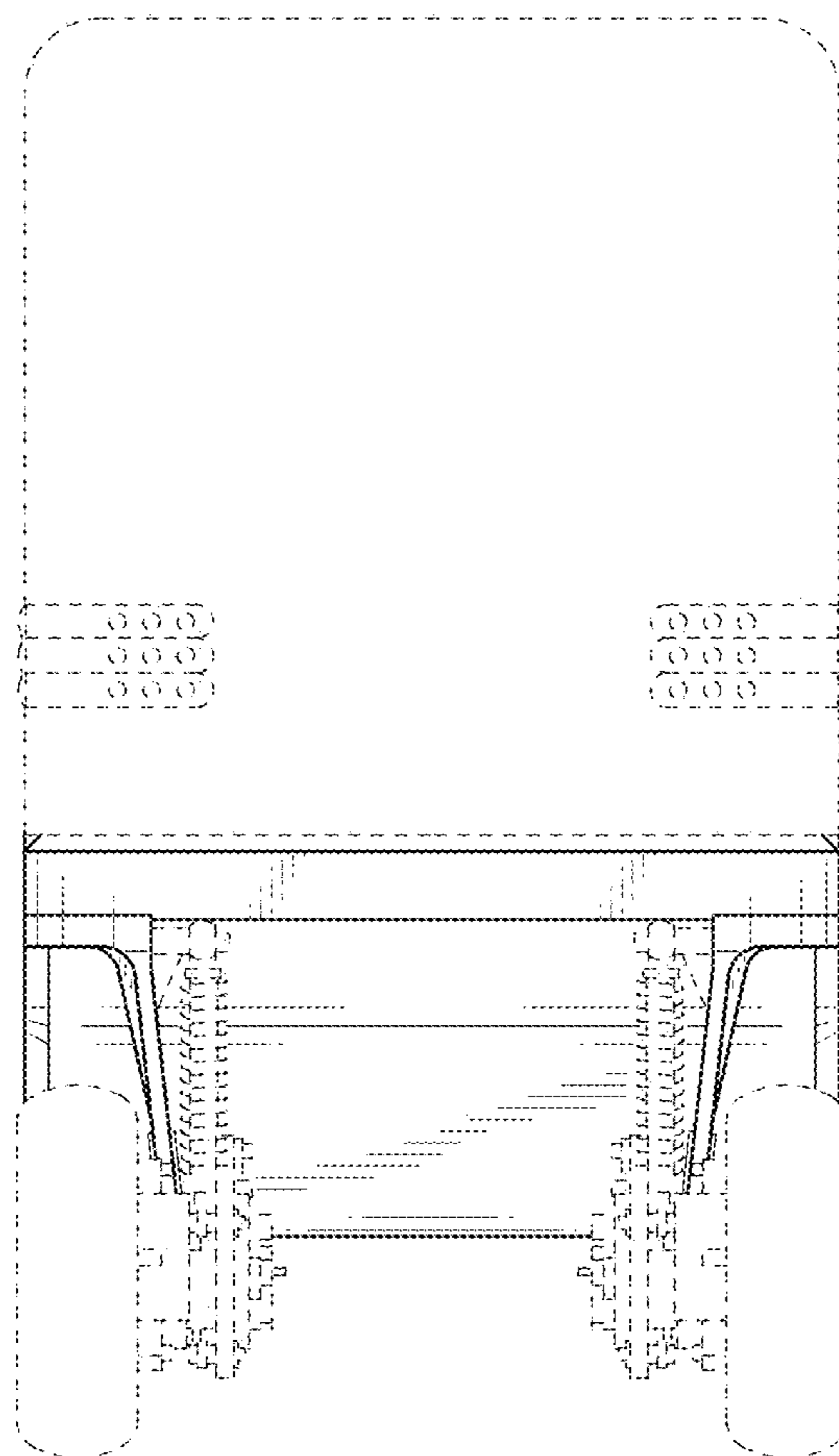


FIG. 5

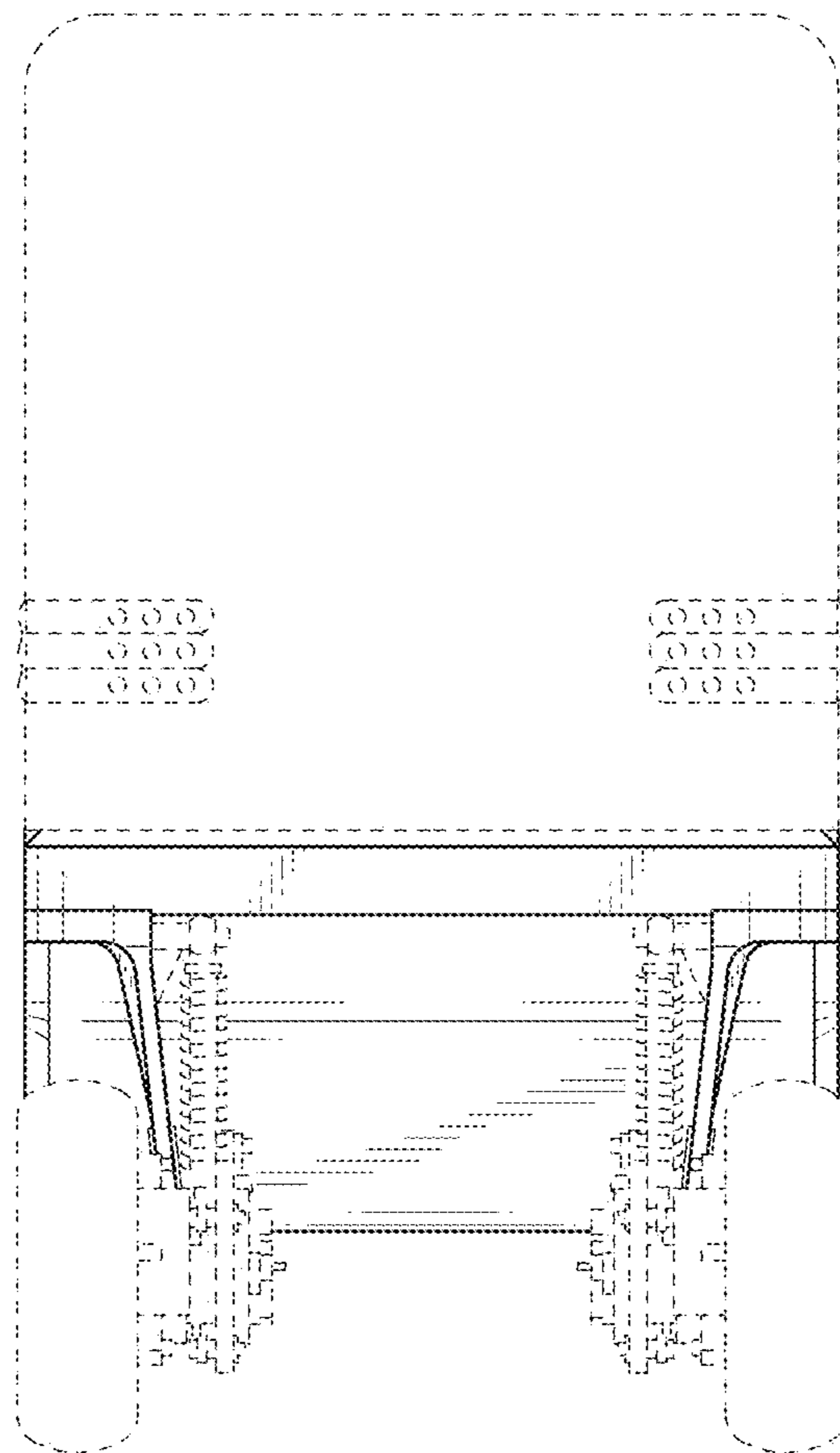


FIG. 6





FIG. 7

